



# TURNING



## C - TURNING

- C - 316 | ISO turning inserts code key
- C - 318 | Inserts recommendation (external)
- C - 319 | Inserts recommendation (internal)
- C - 320 | Inserts overview

- C - 330 | TURNING INSERTS
- C - 400 | EXTERNAL HOLDERS
- C - 486 | INTERNAL HOLDERS

- C - 560 | AUTOMATIC LATHES
- C - 571 | SPARE PARTS
- C - 578 | TECHNICAL DATA



H		M	
O		V	
P		W	
S		L	
T		A	
C		B	
D		K	
E		R	
F			

Symbol	m (mm)	d (mm)	s (mm)
A	±0.005	±0.025	±0.025
F	±0.005	±0.013	±0.025
C	±0.013	±0.025	±0.025
H	±0.013	±0.013	±0.025
E	±0.025	±0.025	±0.025
G	±0.025	±0.025	±0.13
J	±0.005	±0.05-±0.13	±0.025
K*	±0.013	±0.05-±0.13	±0.025
L*	±0.025	±0.05-±0.13	±0.025
M*	±0.08-±0.20	±0.05-±0.13	±0.13
N*	±0.08-±0.20	±0.05-±0.13	±0.025
U*	±0.13-±0.38	±0.08-±0.25	±0.13

Detailed dimension of M class insert Tolerances of insert height (mm)						
Inscribed circle	T	S	C	D	V	
6.35	±0.08	-	-	-	-	-
9.525	±0.08	±0.08	±0.08	±0.11	±0.13	-
12.70	±0.13	±0.13	±0.13	±0.15	-	-
15.875	±0.15	±0.15	±0.15	±0.18	-	-
19.05	±0.15	±0.15	±0.15	±0.18	-	-
25.40	-	±0.18	-	-	-	-
31.75	-	±0.25	-	-	-	-

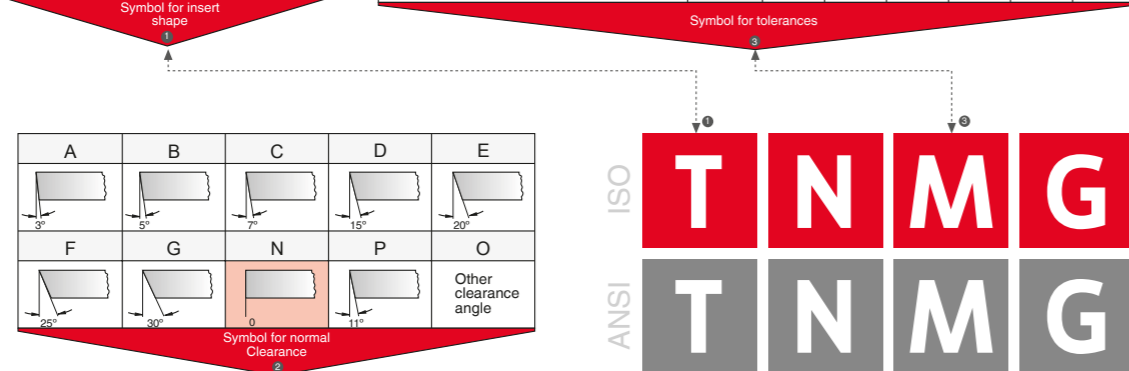
Tolerances of inscribed circle (mm)						
Inscribed circle	T	S	C	D	V	R
6.35	±0.05	-	-	-	-	±0.05
9.525	±0.05	±0.05	±0.05	±0.05	±0.05	±0.05
12.70	±0.08	±0.08	±0.08	±0.08	-	±0.08
15.875	±0.10	±0.10	±0.10	±0.10	-	±0.10
19.05	-	-	-	-	-	±0.10
25.40	-	±0.13	-	-	-	±0.10
31.75	-	±0.20	-	-	-	±0.12

\* As a rule, the sides of these inserts are as sintered. Tolerance differs with insert size, for the accuracy of Class M, refer to the table on the right.

R's	V's	D's	C's	S's	T's	W's	Ø IC		ANSI Symbol
							mm	inch	
-	06	04	-	03	06	02	3,97	5/32	1,20
-	08	05	04	04	08	L3	4,76	3/16	1,50
-	09	06	05	05	09	03	5,56	7/32	1,80
06**	-	-	-	-	-	-	6,00	0,236	-
06*	11	07	06	06	11	04	6,35	1/4	2,00
07*	13	09	08	07	13	05	7,94	5/16	2,50
08*	-	-	-	-	-	-	8,00	0,315	-
09*	16	11	09	09	16	06	9,525	3/8	3,00
10**	-	-	-	-	-	-	10,00	0,394	-
12**	-	-	-	-	-	-	12,00	0,472	-
12*	22	15	12	12	22	08	12,70	1/2	4,00
15*	27	19	16	15	27	10	15,875	5/8	5,00
16**	-	-	-	-	-	-	16,00	0,63	-
19*	33	23	19	19	33	13	19,05	3/4	6,00
20**	-	-	-	-	-	-	20,00	0,787	-
25**	-	-	-	-	-	-	25,00	0,984	-
25*	44	31	25	25	44	17	25,40	1,00	8,00
31*	54	38	32	31	54	21	31,75	1 1/4	10,00
32**	-	-	-	-	-	-	32,00	1,26	-

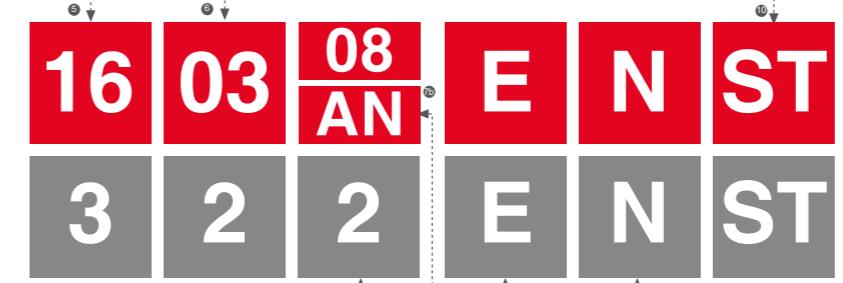
\* ANSI designation only (Radius Designation is 00)  
\*\* Metric designation only (Radius Designation is M0)  
According to International Standard ISO 1832 - 2012(E)  
\*Indexable inserts for cutting tools - Designation\*

ISO	mm	ANSI	inch
01	1.59	1	0.062
T1	1.98	1.2	0.078
02	2.38	1.5	0.094
03	3.18	2	0.125
T3	3.97	2.5	0.156
04	4.76	3	0.188
05	5.56	3.5	0.219
06	6.35	4	0.250
07	7.94	5	0.312
09	9.52	6	0.375
12	12.70	8	0.500



A	B	C	D	E
F	G	N	P	O

Symbol for normal Clearance



Chipbreaker geometries				
MF	MS	SF	LC	MR
MW	SS	ST	FLAT	
HR	RP	HY	HZ	

Chipbreaker geometries							
MW	FP	BO	FM	FK	FW	LM	MP
MK	MW	F5	LN	ST	RF	RM	RR

Type of chip breaker and/or clamping														
Metric						Metric								
Symbol	Type	Type of hole	Chipbreaker	Shape	Symbol	Type	Type of hole	Chipbreaker	Shape	Symbol	Type	Type of hole	Chipbreaker	Shape
W	With Hole	Round hole / one countersink (40°-60°)	Without chipbreaker		H	With Hole	Round hole / double countersink (70°-90°)	Chipbreaker on one side		G	With Hole	Round hole	Chipbreaker on both sides	
T	With Hole	Round hole / one countersink (40°-60°)	Chipbreaker on one side		C	With Hole	Round hole / double countersink (70°-90°)	Without chipbreaker		N	Without Hole	-	Without chipbreaker	
Q	With Hole	Round hole / double countersink (40°-60°)	Without chipbreaker		J	With Hole	Round hole / double countersink (70°-90°)	Chipbreaker on both sides		R	Without Hole	-	Chipbreaker on one side	
U	With Hole	Round hole / double countersink (40°-60°)	Chipbreaker on both sides		A	With Hole	Round hole	Without chipbreaker		F	Without Hole	-	Chipbreaker on both sides	
B	With Hole	Round hole / double countersink (70°-90°)	Without chipbreaker		M	With Hole	Round hole	Chipbreaker on one side		X	-	-	-	On request

Symbol for insert corner configuration			
ISO	mm	inch	ANSI
00	Sharp nose		0
01	0.10	.004	0.2
02	0.20	.008	0.5
04	0.40	.015	1
08	0.80	.032	2
12	1.2	.047	3
16	1.6	.062	4
20	2.0	.078	5
24	2.4	.094	6
28	2.8	.109	7
32	3.2	.125	8
00 (inch or M0/metric)	Round insert		0

Symbol for insert with secondary edges			
For inserts having secondary edges two digits are user:			
1st Digit is secondary edge	2nd Digit is secondary relief angle		
A	45°	A	3°
D	60°	B	5°
E	75°	C	7°
F	85°	D	15°
P	90°	E	20°
Z	special	F	25°
		G	30°
		N	0°
		P	11°
		Z	special

Cutting edge condition		
Shape	Honing	Symbol
	No honing	F
	With honing	E
	Chamfred no honing	T
	Chamfred with honing	S

Direction of cutting		
Shape	Hand	Symbol
	Right	R
	Left	L
	None	N

\* Used only when required.

# INSERTS RECOMENDATION

## EXTERNAL MACHINING | MAQUINAÇÃO EXTERNA | MAQUINACIÓN EXTERNA

General Recommendation:

1. The choice of the insert shape depends of the operation
2. The insert shape should be selected to the required lead angle and the accessibility or versatility required of the tool.
3. Select the largest suitable point angle on the insert for strenght and economy.

Operation		Insert Shape & page			
		Longitudinal turning	Profiling	Facing	Plunging
	Rhombic 80°	● ●		●	
	Rhombic 55°	●	● ●	●	
	Parallelogram 55°	●	●		●
	Round	●	●	●	● ●
	Square 90°	●		● ●	
	Triangular 60°	●	●	●	●
	Rhombic 35°		●		
	Trigon 80°	●		●	

● ● Recommended Insert Shape

● Alternative Insert Shape

Recomendações de maquinação  
Recomendaciones de maquinación

## INTERNAL MACHINING | MAQUINAÇÃO INTERNA | MAQUINACIÓN INTERNA

General Recommendation:

1. The choice of the insert shape depends of the operation
2. The insert shape should be selected to the required lead angle and the accessibility or versatility required of the tool.
3. Select the largest suitable point angle on the insert for strenght and economy.

Operation		Insert Shape & page		
		Longitudinal turning	Profiling	Facing
	Rhombic 80°	●		● ●
	Rhombic 55°	●	● ●	●
	Parallelogram 55°	● ●		
	Round	●		●
	Square 90°	●		
	Triangular 60°	● ●	●	●
	Trigon 80°	●		●
	Rhombic 35°		●	

● ● Recommended Insert Shape

● Alternative Insert Shape

### P

Fine finishing	Finishing	Medium	Roughing	Heavy roughing
MF	LC	MR	HR	
		PM	RP	HY
		MW		HZ
CVD Grades				
PH5320 (P01-P15)	PH5115 (P10-P25)	PHG115 (P10-P25)	PH5125 (P20-P35)	PHG125 (P20-P35)
PVD Grades				
	PH7910 (P05-P10)			
Continuous cut ←			→ Interrupted cut	

### M

Fine finishing	Finishing	Medium	Roughing	Heavy roughing
MF	SF	SS	HR	
	MS	MW	RP	HY
CVD Grades				
		PH5125 (M15-M30)	PH5740 (M25-M45)	
PVD Grades				
PH7910 (M05-M10)	PH7920 (M10-M25)			
Continuous cut ←			→ Interrupted cut	

### K

Fine finishing	Finishing	Medium	Roughing	Heavy roughing
	ST	FLAT	HR	
	MW			HZ
CVD Grades				
PH5705 (K05-K15)	PH5320 (K10-K25)		PH5740 (K20-K40)	
Continuous cut ← → Interrupted cut				

### N

Fine finishing	Finishing	Medium	Roughing	Heavy roughing
		MS		
Uncoated Grades				
		PH0910 (N01-N20)		
Continuous cut ←			→ Interrupted cut	

### S

Fine finishing	Finishing	Medium	Roughing	Heavy roughing
	SF	SS		
	MS			
PVD Grades				
PH7910 (S05-S10)	PH7920 (S10-S25)			
Continuous cut ←			→ Interrupted cut	



P 5° & 7°	Fine finishing	Finishing	Medium	Roughing		Heavy roughing
		FS 	FP 	MP 	RF 	RM 
	BO 	FW 	MW 	ST 	RR 	
	CVD Grades					
	PH5115 (P10-P25) 		PH5125 (P20-P35) 		PH5740 (P25-P45) 	
	PVD Grades					
	PH7910 (P05-P10) 		PH7920 (P10-P35) 			
	Continuous cut ←			→ Interrupted cut		



M 5° & 7°	Fine finishing	Finishing		Medium	Roughing		Heavy roughing
		FS 	FM 	LM 	MM 	RF 	RM 
	BO 	FW 		MW 		RR 	
	CVD Grades						
	PH5115 (M10-M25) 			PH5125 (M15-M30) 		PH5740 (M25-M45) 	
	PVD Grades						
	PH7910 (M05-M10) 			PH7920 (M10-M25) 			
	Continuous cut ←			→ Interrupted cut			








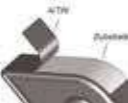

P 11°	Fine finishing	Finishing	Medium	Roughing	Heavy roughing
		12 	13 	FLAT 	
	CVD Grades				
	PH5115 (P15-P25) 	PH5125 (P20-P35) 		PH5740 (P25-P45) 	
	PVD Grades				
		PH7920 (P10-P35) 			
	Continuous cut ←			→ Interrupted cut	

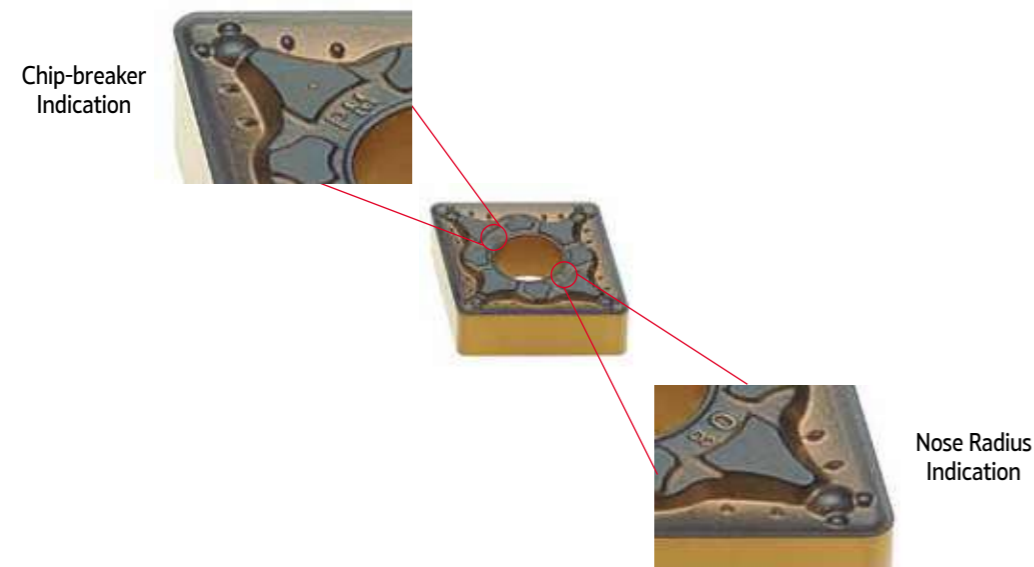
K 5° & 7°	Fine finishing	Finishing	Medium	Roughing	Heavy roughing
		FK 	MK 	FLAT 	RM 
		FW 	MW 	ST 	
	CVD Grades				
	PH5705 (K05-K15) 		PH5320 (K10-K25) 		
	Uncoated Grades				
		PH0705 (K05-K15) 			
	Continuous cut ←			→ Interrupted cut	








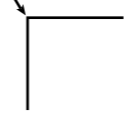


TURNING  
Turning inserts  
External Holders  
Internal Holders  
Automatic Lathes  
Spare Parts  
Technical Data

TURNING  
Turning inserts  
External Holders  
Internal Holders  
Automatic Lathes  
Spare Parts  
Technical Data

	Fine finishing	Finishing	Medium	Roughing	Heavy roughing
N 7°			LN 		
	Uncoated Grades				
			PH0910 (N01-N20) 		
	← Continuous cut			→ Interrupted cut	

	Fine finishing	Finishing	Medium	Roughing	Heavy roughing
S 5° & 7°	FS 	FM 	LM 	MM 	
	BO 	FW 	MW 		
	PVD Grades				
	PH7910 (S05-S10) 	PH7920 (S10-S25) 			
	← Continuous cut			→ Interrupted cut	



Shape angle		90°	80°	80°	60°	55°	35°		
Geometry shape code		R	S	C	W	T	D	V	
Geometry shape design									
Cutting edge strength		← ————— →						+	Accessibility 
Vibration tendency		← ————— →						+	Less power consumption Pc (kW) →

### INSERT SHAPE

The insert shape should be selected relative to the entering angle accessibility from tools requirements.

The largest possible nose angle should be selected to provide insert strength and reliability, however, this has to be balanced against the cut variation need to be performed.

A large nose angle is strong, but requires more machine power and has a higher tendency for vibration.















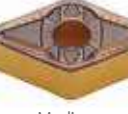








A small nose angle is weaker and has a small cutting edge engagement, both of which can make it more sensitive to the heat effects.

















Scale 1: indicates the cutting edge strength. The inserts to the left have larger nose angles and are correspondingly stronger. The right hand inserts have better versatility and accessibility.

Scale 2: indicates that vibration tendencies increase to the left side, while power requirements decrease to the right.

# NEGATIVE TURNING INSERTS OVERVIEW

Vista genérica de pastilhas de torneamento negativas  
Vista general de plaquitas de torneado negativas

 Roughing Page C - 330 Rhombic 80°	 Finishing Page C - 330 Rhombic 80°	 Medium to Finishing Page C - 330 Rhombic 80°	 Medium to Finishing Page C - 330 Rhombic 80°	 Medium to Finishing Page C - 330 Rhombic 80°	 Medium Page C - 332 Rhombic 80°
 Medium Page C - 332 Rhombic 80°	 Medium wiper Page C - 332 Rhombic 80°	 Roughing to Medium Page C - 332 Rhombic 80°	 Medium Page C - 334 Rhombic 80°	 Roughing Page C - 334 Rhombic 80°	
 Roughing Page C - 334 Rhombic 80°	 Heavy to Roughing Page C - 334 Rhombic 80°	 Heavy to Roughing Page C - 334 Rhombic 80°			
 Roughing Page C - 336 Rhombic 55°	 Finishing Page C - 336 Rhombic 55°	 Medium to Finishing Page C - 336 Rhombic 55°	 Medium to Finishing Page C - 336 Rhombic 55°	 Medium to Finishing Page C - 336 Rhombic 55°	 Medium Page C - 338 Rhombic 55°
 Medium Page C - 338 Rhombic 55°	 Medium wiper Page C - 338 Rhombic 55°	 Roughing to medium Page C - 338 Rhombic 55°	 Medium Page C - 338 Rhombic 55°	 Roughing Page C - 340 Rhombic 55°	
 Medium to Finishing Page C - 340 Rhombic 55°	 Medium Page C - 340 Rhombic 55°	 Roughing to medium Page C - 340 Rhombic 55°			
 Finishing Page C - 342 Parallelogram 55°	 Medium Page C - 342 Parallelogram 55°				
 Medium Page C - 344 Round R°	 Roughing to medium Page C - 344 Round R°				

 Roughing Page C - 346 Rhombic 55°	 Finishing Page C - 346 Rhombic 55°	 Finishing Page C - 346 Rhombic 55°	 Medium Page C - 346 Rhombic 55°	 Roughing to medium Page C - 348 Rhombic 55°	 Medium Page C - 348 Rhombic 55°
 Roughing Page C - 348 Rhombic 55°	 Roughing Page C - 348 Square 90°	 Heavy to roughing Page C - 348 Square 90°	 Heavy to roughing Page C - 350 Square 90°	 Medium to Finishing Page C - 350 Square 90°	 Roughing to Medium Page C - 350 Square 90°
 Roughing Page C - 352 Triangular 90°	 Finishing Page C - 352 Triangular 90°	 Medium to Finishing Page C - 352 Triangular 90°	 Medium to Finishing Page C - 352 Triangular 90°	 Medium to Finishing Page C - 352 Triangular 90°	 Medium Page C - 354 Triangular 90°
 Roughing Page C - 354 Triangular 90°	 Medium wiper Page C - 354 Triangular 90°	 Roughing to Medium Page C - 354 Triangular 90°	 Medium Page C - 356 Triangular 90°	 Roughing Page C - 356 Triangular 90°	 Medium to finishing Page C - 356 Triangular 90°
 Roughing Page C - 358 Rhombic 35°	 Finishing Page C - 358 Rhombic 35°	 Medium to Finishing Page C - 358 Rhombic 35°	 Medium to Finishing Page C - 358 Rhombic 35°	 Medium to Finishing Page C - 358 Rhombic 35°	 Medium Page C - 358 Rhombic 35°
 Roughing to medium Page C - 358 Rhombic 35°	 Medium Page C - 358 Rhombic 35°				
 Roughing Page C - 360 Trigon 80°	 Finishing Page C - 360 Trigon 80°	 Medium to finishing Page C - 360 Trigon 80°	 Medium to finishing Page C - 360 Trigon 80°	 Medium to finishing Page C - 360 Trigon 80°	 Medium Page C - 360 Trigon 80°
 Medium Page C - 362 Trigon 80°	 Medium wiper Page C - 362 Trigon 80°	 Roughing to medium Page C - 362 Trigon 80°	 Medium Page C - 362 Trigon 80°	 Roughing Page C - 362 Trigon 80°	



# POSITIVE TURNING INSERTS OVERVIEW

Vista genérica de pastilhas de torneamento positivas  
Vista general de plaquitas de torneado positivas

 Finishing Page C - 364 Rhombic 80°	 Fine finishing Page C - 364 Rhombic 80°	 Fine finishing Page C - 364 Rhombic 80°	 Fine finishing Page C - 364 Rhombic 80°	 Fine finishing Page C - 364 Rhombic 80°	 Fine finishing wiper Page C - 366 Rhombic 80°
 Finishing Page C - 366 Rhombic 80°	 Finishing Page C - 366 Rhombic 80°	 Finishing Page C - 366 Rhombic 80°	 Finishing Page C - 366 Rhombic 80°	 Finishing wiper Page C - 366 Rhombic 80°	
 Finishing to fine finishing Page C - 368 Rhombic 80°	 Finishing to fine finishing Page C - 368 Rhombic 80°				
 Finishing Page C - 370 Rhombic 55°	 Fine finishing Page C - 370 Rhombic 55°	 Fine finishing Page C - 370 Rhombic 55°	 Fine finishing Page C - 370 Rhombic 55°	 Fine finishing wiper Page C - 370 Rhombic 55°	 Finishing Page C - 370 Rhombic 55°
 Finishing Page C - 370 Rhombic 55°	 Finishing Page C - 372 Rhombic 55°	 Finishing Page C - 372 Rhombic 55°	 Finishing wiper Page C - 372 Rhombic 55°	 Finishing to fine finishing Page C - 372 Rhombic 55°	 Finishing to fine finishing Page C - 372 Rhombic 55°
 Medium Page C - 374 Round R°	 Roughing to medium Page C - 374 Round R°	 Roughing to medium Page C - 374 Round R°	 Roughing to medium Page C - 374 Round R°		
 Roughing to medium Page C - 374 Round R°	 Roughing to medium Page C - 374 Round R°	 Roughing to medium Page C - 374 Round R°		 Finishing to fine finishing Page C - 374 Round R°	
 Finishing Page C - 376 Square 90°	 Fine finishing Page C - 376 Square 90°	 Fine finishing Page C - 376 Square 90°	 Fine finishing Page C - 376 Square 90°	 Finishing Page C - 376 Square 90°	 Finishing Page C - 376 Square 90°

 Finishing Page C - 376 Square 90°	 Finishing to fine finishing Page C - 378 Square 90°		 Medium to finishing Page C - 378 Square 90°	 Finishing to fine finishing Page C - 378 Square 90°	 Medium Page C - 378 Square 90°
 Finishing Page C - 380 Triangular 60°	 Fine finishing Page C - 380 Triangular 60°	 Fine finishing Page C - 380 Triangular 60°	 Fine finishing Page C - 382 Triangular 60°	 Fine finishing wiper Page C - 382 Triangular 60°	 Finishing Page C - 382 Triangular 60°
 Finishing Page C - 384 Triangular 60°	 Finishing Page C - 384 Triangular 60°	 Finishing wiper Page C - 384 Triangular 60°		 Finishing to fine finishing Page C - 384 Triangular 60°	 Finishing to fine finishing Page C - 386 Triangular 60°
 Medium to Finishing Page C - 388 Triangular 90°	 Finishing to fine finishing Page C - 388 Triangular 90°	 Medium Page C - 390 Triangular 90°			
 Finishing Page C - 392 Rhombic 35°	 Fine finishing Page C - 392 Rhombic 35°	 Fine finishing Page C - 392 Rhombic 35°	 Fine finishing Page C - 392 Rhombic 35°	 Finishing Page C - 392 Rhombic 35°	 Finishing Page C - 392 Rhombic 35°
 Finishing Page C - 394 Rhombic 35°					
 Finishing Page C - 396 Rhombic 35°	 Fine finishing Page C - 396 Rhombic 35°	 Fine finishing Page C - 396 Rhombic 35°	 Fine finishing Page C - 396 Rhombic 35°	 Finishing Page C - 396 Rhombic 35°	 Finishing Page C - 396 Rhombic 35°
 Finishing Page C - 396 Rhombic 35°		 Finishing to fine finishing Page C - 398 Rhombic 35°	 Finishing to fine finishing Page C - 398 Rhombic 35°		

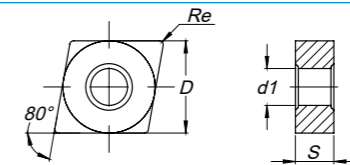
TURNING  
Turning inserts  
External Holders  
Internal Holders  
Automatic Lathes  
Spare Parts  
Technical Data

TURNING  
Turning inserts  
External Holders  
Internal Holders  
Automatic Lathes  
Spare Parts  
Technical Data



# CN = RHOMBIC 80° NEGATIVE

## RÔMBICA 80° NEGATIVA | RÓMBICA 80° NEGATIVA



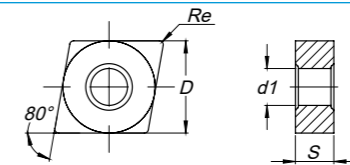
Inserts Pastilhas Plaquetas	(1) Geometry code	(2) Grade code ISO Reference	P								M				K			N		S		
			CVD-MT				PVD				CVD-MT				PVD				UNC		PVD	
			L6	R2	R3	L7	L8	L9	G1	G4	L7	L8	L9	G1	G4	L5	L6	L9	10	G1	G4	
 Roughing	1120974	CNMA 090304																				
	1120218	CNMA 090308																				
	1120219	CNMA 120404																				
	1120220	CNMA 120408																				
	1120221	CNMA 120412																				
	1120223	CNMA 120416																				
	1120224	CNMA 160608																				
	1120225	CNMA 160612																				
	1121470	CNMA 160616																				
	1120226	CNMA 190612																				
	1120227	CNMA 190616																				
1121471	CNMA 190624																					
 Finishing	1121472	CNMG 090304-MF																				
	1121318	CNMG 090308-MF																				
	1121320	CNMG 09T304-MF																				
	1121317	CNMG 09T308-MF																				
	1121478	CNMG 120404-MF																				
	1121480	CNMG 120408-MF																				
1121482	CNMG 120412-MF																					
 Medium to Finishing	1121479	CNMG 120404-MS																				
	1121481	CNMG 120408-MS																				
	1121483	CNMG 120412-MS																				
	1121486	CNMG 120416-MS																				
 External Holders	1123747	CNMG 120404-SF																				
	1123717	CNMG 120408-SF																				
	1123748	CNMG 120412-SF																				
 Internal Holders	1122024	CNMG 120404-LC																				
	1122021	CNMG 120408-LC																				
	1124029	CNMG 120412-LC																				

⊗ First choice | 1ª Escolha | 1ª Opción   
 ⊗ Stock Items | Itens de stock   
 ○ Available under request | Disponível sob consulta | Disponible bajo consulta  
 Insert Order Code: (1) Geometry code + (2) Grade code

ISO Reference	ANSI Reference	Dimensions (mm) Dimensões (mm) Dimensiones (mm)				Cutting Conditions Condições de Corte Condiciones de Corte					
		D	S	Re	d1	ap (mm)	Min	Max	fn (mm/rev)	Min	Max
CNMA 090304	CNMA 321	9,525	3,18	0,40	3,81	1,50	0,15	3,00	0,15	0,10	0,20
CNMA 090308	CNMA 322	9,525	3,18	0,80	3,81	1,50	0,15	3,00	0,25	0,10	0,30
CNMA 120404	CNMA 431	12,700	4,76	0,40	5,16	2,50	0,20	5,00	0,20	0,10	0,30
CNMA 120408	CNMA 432	12,700	4,76	0,80	5,16	4,00	0,20	8,00	0,35	0,15	0,60
CNMA 120412	CNMA 433	12,700	4,76	1,20	5,16	4,00	0,30	8,00	0,45	0,20	0,80
CNMA 120416	CNMA 434	12,700	4,76	1,60	5,16	4,00	0,30	8,00	0,55	0,20	1,00
CNMA 160608	CNMA 542	15,875	6,35	0,80	6,35	5,00	0,30	10,00	0,45	0,20	0,80
CNMA 160612	CNMA 543	15,875	6,35	1,20	6,35	5,00	0,30	10,00	0,45	0,20	0,80
CNMA 160616	CNMA 544	15,875	6,35	1,60	6,35	5,00	0,30	10,00	0,55	0,20	1,00
CNMA 190612	CNMA 643	19,050	6,35	1,20	7,94	6,00	0,30	12,00	0,45	0,20	0,80
CNMA 190616	CNMA 644	19,050	6,35	1,60	7,94	6,00	0,30	12,00	0,55	0,20	1,00
CNMA 190624	CNMA 646	19,050	6,35	2,40	7,94	6,00	0,40	12,00	0,60	0,20	1,40
CNMG 090304-MF	CNMG 321-MF	9,525	3,18	0,40	3,81	0,35	0,10	1,50	0,15	0,05	0,25
CNMG 090308-MF	CNMG 322-MF	9,525	3,18	0,80	3,81	0,35	0,10	1,50	0,20	0,10	0,40
CNMG 09T304-MF	CNMG 32.51-MF	9,525	3,97	0,40	3,81	0,35	0,10	1,50	0,15	0,05	0,25
CNMG 09T308-MF	CNMG 32.52-MF	9,525	3,97	0,80	3,81	0,35	0,10	1,50	0,20	0,10	0,40
CNMG 120404-MF	CNMG 431-MF	12,700	4,76	0,40	5,16	0,40	0,10	1,50	0,15	0,05	0,25
CNMG 120408-MF	CNMG 432-MF	12,700	4,76	0,80	5,16	0,40	0,10	1,50	0,20	0,10	0,40
CNMG 120412-MF	CNMG 433-MF	12,700	4,76	1,20	5,16	0,80	0,50	2,50	0,25	0,15	0,50
CNMG 120404-MS	CNMG 431-MS	12,700	4,76	0,40	5,16	1,50	0,20	3,60	0,15	0,10	0,20
CNMG 120408-MS	CNMG 432-MS	12,700	4,76	0,80	5,16	2,00	0,30	3,60	0,25	0,10	0,40
CNMG 120412-MS	CNMG 433-MS	12,700	4,76	1,20	5,16	2,40	0,40	3,60	0,30	0,15	0,60
CNMG 120416-MS	CNMG 434-MS	12,700	4,76	1,60	5,16	2,40	0,40	3,60	0,40	0,15	0,80
CNMG 120404-SF	CNMG 431-SF	12,700	4,76	0,40	5,16	1,50	0,60	3,00	0,15	0,10	0,23
CNMG 120408-SF	CNMG 432-SF	12,700	4,76	0,80	5,16	1,50	0,60	3,00	0,25	0,12	0,38
CNMG 120412-SF	CNMG 433-SF	12,700	4,76	1,20	5,16	1,50	0,60	3,00	0,35	0,15	0,55
CNMG 120404-LC	CNMG 431-LC	12,700	4,76	0,40	5,16	1,00	0,40	2,50	0,10	0,07	0,30
CNMG 120408-LC	CNMG 432-LC	12,700	4,76	0,80	5,16	1,50	0,40	2,50	0,15	0,10	0,40
CNMG 120412-LC	CNMG 433-LC	12,700	4,76	1,20	5,16	1,50	0,40	2,50	0,20	0,15	0,40

# CN = RHOMBIC 80° NEGATIVE

RÔMBICA 80° NEGATIVA | RÓMBICA 80° NEGATIVA



Inserts Pastilhas Plaquetas	(1) Geometry code	(2) Grade code ISO Reference	P						M				K			N		S		
			CVD-MT						PVD		CVD-MT		PVD		CVD-MT			UNC	PVD	
			L6	R2	R3	L7	L8	L9	G1	G4	L7	L8	L9	G1	G4	L5	L6	L9	10	G1
	1121473	CNMG 090304-MR				⊗	⊗	○												
	1121293	CNMG 090308-MR				⊗	⊗	○												
	1121431	CNMG 090408-MR				○	○	○												
	1121180	CNMG 120404-MR	⊗			⊗	⊗	⊗												
	1121174	CNMG 120408-MR	⊗			⊗	⊗	⊗												
	1121198	CNMG 120412-MR	⊗			⊗	⊗	⊗												
	1121485	CNMG 120416-MR				⊗	⊗	⊗												
	1121239	CNMG 160608-MR	⊗			⊗	⊗	⊗												
	1121355	CNMG 160612-MR	⊗			⊗	⊗	⊗												
	1121490	CNMG 160616-MR				⊗	⊗	⊗												
1121302	CNMG 190612-MR	⊗			⊗	⊗	⊗													
1121301	CNMG 190616-MR				⊗	⊗	⊗													
	1123919	CNMG 120404-PM		⊗	⊗															
	1123790	CNMG 120408-PM		⊗	⊗															
	1123920	CNMG 120412-PM		⊗	⊗															
	1123921	CNMG 120416-PM		⊗	⊗															
	1121339	CNMG 120408-MW	⊗			⊗	⊗	⊗						○	⊗					
	1121191	CNMG 120412-MW	⊗			⊗	⊗	⊗						○	⊗					
	1121474	CNMG 090304-SS									⊗		⊗	⊗				⊗	⊗	
	1121476	CNMG 090308-SS									⊗		⊗	⊗				⊗	⊗	
	1121243	CNMG 120404-SS									⊗	⊗	⊗	⊗	⊗			⊗	⊗	
	1121201	CNMG 120408-SS									⊗	⊗	⊗	⊗	⊗			⊗	⊗	
	1121202	CNMG 120412-SS									⊗	⊗	⊗	⊗	⊗			⊗	⊗	
	1121487	CNMG 120416-SS										⊗	○	⊗				○	⊗	
	1121332	CNMG 160608-SS										⊗	○	⊗				○	⊗	
	1121333	CNMG 160612-SS										⊗	○	⊗				○	⊗	
1121363	CNMG 190612-SS										⊗	○	⊗				○	⊗		
1121364	CNMG 190616-SS										⊗	○	⊗				○	⊗		

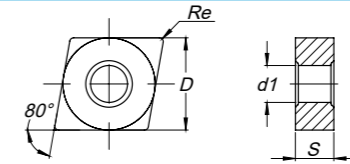
ISO Reference	ANSI Reference	Dimensions (mm) Dimensões (mm) Dimensiones (mm)				Cutting Conditions Condições de Corte Condiciones de Corte					
		D	S	Re	d1	ap (mm)	Min	Max	fn (mm/rev)	Min	Max
CNMG 090304-MR	CNMG 321-MR	9,525	3,18	0,40	3,81	2,00	0,40	4,00	0,20	0,10	0,30
CNMG 090308-MR	CNMG 322-MR	9,525	3,18	0,80	3,81	2,00	0,50	4,00	0,30	0,15	0,50
CNMG 090408-MR	CNMG 332-MR	9,525	4,76	0,80	3,81	2,00	0,50	4,00	0,30	0,15	0,50
CNMG 120404-MR	CNMG 431-MR	12,700	4,76	0,40	5,16	3,00	0,40	5,50	0,20	0,10	0,30
CNMG 120408-MR	CNMG 432-MR	12,700	4,76	0,80	5,16	3,00	0,50	5,50	0,30	0,15	0,50
CNMG 120412-MR	CNMG 433-MR	12,700	4,76	1,20	5,16	3,00	0,80	5,50	0,35	0,18	0,60
CNMG 120416-MR	CNMG 434-MR	12,700	4,76	1,60	5,16	3,00	1,00	5,50	0,40	0,23	0,65
CNMG 160608-MR	CNMG 542-MR	15,875	6,35	0,80	6,35	4,00	0,50	7,20	0,30	0,15	0,50
CNMG 160612-MR	CNMG 543-MR	15,875	6,35	1,20	6,35	4,00	0,80	7,20	0,35	0,18	0,60
CNMG 160616-MR	CNMG 544-MR	15,875	6,35	1,60	6,35	4,00	1,00	7,20	0,40	0,23	0,65
CNMG 190612-MR	CNMG 643-MR	19,050	6,35	1,20	7,94	4,00	0,80	8,60	0,35	0,18	0,60
CNMG 190616-MR	CNMG 644-MR	19,050	6,35	1,60	7,94	4,00	1,00	8,60	0,40	0,23	0,65
CNMG 120404-PM	CNMG 431-PM	12,700	4,76	0,40	5,16	3,00	0,40	5,50	0,20	0,10	0,30
CNMG 120408-PM	CNMG 432-PM	12,700	4,76	0,80	5,16	3,00	0,50	5,50	0,30	0,15	0,50
CNMG 120412-PM	CNMG 433-PM	12,700	4,76	1,20	5,16	3,00	0,80	5,50	0,35	0,18	0,60
CNMG 120416-PM	CNMG 434-PM	12,700	4,76	1,60	5,16	3,00	1,00	5,50	0,40	0,23	0,65
CNMG 120408-MW	CNMG 432-MW	12,700	4,76	0,80	5,16	3,00	0,50	5,00	0,30	0,15	0,60
CNMG 120412-MW	CNMG 433-MW	12,700	4,76	1,20	5,16	3,50	0,80	6,00	0,50	0,20	0,90
CNMG 090304-SS	CNMG 321-SS	9,525	3,18	0,40	3,81	2,00	0,50	2,50	0,20	0,10	0,25
CNMG 090308-SS	CNMG 322-SS	9,525	3,18	0,80	3,81	2,00	0,50	2,50	0,25	0,12	0,45
CNMG 120404-SS	CNMG 431-SS	12,700	4,76	0,40	5,16	3,00	0,50	5,70	0,20	0,10	0,25
CNMG 120408-SS	CNMG 432-SS	12,700	4,76	0,80	5,16	3,00	0,50	5,70	0,25	0,12	0,45
CNMG 120412-SS	CNMG 433-SS	12,700	4,76	1,20	5,16	3,00	0,50	5,70	0,30	0,15	0,60
CNMG 120416-SS	CNMG 434-SS	12,700	4,76	1,60	5,16	3,00	0,50	5,70	0,37	0,18	0,65
CNMG 160608-SS	CNMG 542-SS	15,875	6,35	0,80	6,35	4,00	0,50	7,20	0,25	0,12	0,45
CNMG 160612-SS	CNMG 543-SS	15,875	6,35	1,20	6,35	4,00	0,50	7,20	0,30	0,15	0,60
CNMG 190612-SS	CNMG 643-SS	19,050	6,35	1,20	7,94	4,00	0,50	8,50	0,30	0,15	0,60
CNMG 190616-SS	CNMG 644-SS	19,050	6,35	1,60	7,94	4,00	0,50	8,50	0,37	0,18	0,65

⊗ First choice | 1ª Escolha | 1ª Opción    ⊗ Stock Items | Itens de stock    ○ Available under request | Disponível sob consulta | Disponible bajo consulta

Insert Order Code: (1) Geometry code + (2) Grade code

# CN = RHOMBIC 80° NEGATIVE

RÔMBICA 80° NEGATIVA | RÓMBICA 80° NEGATIVA



Inserts Pastilhas Plaquetas	(1) Geometry code	(2) Grade code	P								M				K			N		S					
			CVD-MT				PVD				CVD-MT				PVD			UNC		PVD					
			L6	R2	R3	L7	L8	L9	G1	G4	L7	L8	L9	G1	G4	L5	L6	L9	10	G1	G4				
PH5320	PH6115	PH6125	PH5115	PH5125	PH5740	PH7910	PH7920	PH5115	PH5125	PH5740	PH7910	PH7920	PH5705	PH5320	PH5740	PH0910	PH7910	PH7920							
	1121475	CNMG 090304-ST													○	○									
	1121477	CNMG 090308-ST													○	○									
	1121344	CNMG 120404-ST													⊗	⊗									
	1121165	CNMG 120408-ST													⊗	⊗									
	1121166	CNMG 120412-ST													⊗	⊗									
	1121488	CNMG 120416-ST													⊗	⊗									
	1121335	CNMG 160608-ST													⊗	⊗									
	1121303	CNMG 160612-ST													⊗	⊗									
	1121491	CNMG 160616-ST													⊗	⊗									
	1121336	CNMG 190612-ST													⊗	⊗									
1121345	CNMG 190616-ST													⊗	⊗										
	1121193	CNMG 120408-HR	⊗			⊗	⊗	⊗							⊗	⊗	⊗								
	1121192	CNMG 120412-HR	⊗			⊗	⊗	⊗							⊗	⊗	⊗								
	1121484	CNMG 120416-HR	⊗			⊗	⊗	⊗							⊗	⊗	⊗								
	1121331	CNMG 160608-HR	⊗			⊗	⊗	⊗							⊗	⊗	⊗								
	1121358	CNMG 160612-HR	⊗			⊗	⊗	⊗							⊗	⊗	⊗								
	1121489	CNMG 160616-HR	⊗			⊗	⊗	⊗							⊗	⊗	⊗								
	1121359	CNMG 190612-HR	⊗			⊗	⊗	⊗							⊗	⊗	⊗								
	1121360	CNMG 190616-HR	⊗			⊗	⊗	⊗							⊗	⊗	⊗								
1121636	CNMG 250924-HR				○	⊗	⊗							○	⊗	⊗									
	1124000	CNMM 190612-RP	○			⊗	⊗								○										
	1123999	CNMM 190616-RP	○			⊗	⊗								○										
	1123676	CNMM 190624-RP	○			⊗	⊗								○										
	1121608	CNMM 190612-HY				⊗	⊗	⊗																	
	1121252	CNMM 190616-HY				⊗	⊗	⊗																	
	1121434	CNMM 190624-HY				⊗	⊗	⊗																	
1121248	CNMM 250924-HY				⊗	⊗	⊗																		
	1121607	CNMM 190612-HZ	⊗			⊗	⊗	⊗								⊗	⊗								
	1121251	CNMM 190616-HZ	⊗			⊗	⊗	⊗								⊗	⊗								
	1121435	CNMM 190624-HZ				⊗	⊗	⊗								⊗	⊗								
	1121247	CNMM 250924-HZ				⊗	⊗	⊗								⊗	⊗								

ISO Reference	ANSI Reference	Dimensions (mm) Dimensões (mm) Dimensiones (mm)				Cutting Conditions Condições de Corte Condiciones de Corte					
		D	S	Re	d1	ap (mm)	Min	Max	fn (mm/rev)	Min	Max
CNMG 090304-ST	CNMG 321-ST	9,525	3,18	0,40	3,81	2,00	0,15	4,00	0,22	0,15	0,26
CNMG 090308-ST	CNMG 322-ST	9,525	3,18	0,80	3,81	2,00	0,15	4,00	0,35	0,15	0,50
CNMG 120404-ST	CNMG 431-ST	12,700	4,76	0,40	5,16	2,50	0,20	5,00	0,22	0,15	0,26
CNMG 120408-ST	CNMG 432-ST	12,700	4,76	0,80	5,16	3,00	0,20	6,00	0,35	0,15	0,50
CNMG 120412-ST	CNMG 433-ST	12,700	4,76	1,20	5,16	3,00	0,30	6,00	0,40	0,15	0,60
CNMG 120416-ST	CNMG 434-ST	12,700	4,76	1,60	5,16	3,00	0,30	6,00	0,45	0,20	0,70
CNMG 160608-ST	CNMG 542-ST	15,875	6,35	0,80	6,35	4,00	0,20	8,00	0,35	0,15	0,50
CNMG 160612-ST	CNMG 543-ST	15,875	6,35	1,20	6,35	4,00	0,30	8,00	0,40	0,15	0,60
CNMG 160616-ST	CNMG 544-ST	15,875	6,35	1,60	6,35	4,00	0,30	8,00	0,45	0,20	0,70
CNMG 190612-ST	CNMG 643-ST	19,050	6,35	1,20	7,94	4,50	0,30	9,00	0,40	0,15	0,60
CNMG 190616-ST	CNMG 644-ST	19,050	6,35	1,60	7,94	4,50	0,30	9,00	0,45	0,20	0,70
CNMG 120408-HR	CNMG 432-HR	12,700	4,76	0,80	5,16	4,00	1,00	7,00	0,35	0,20	0,55
CNMG 120412-HR	CNMG 433-HR	12,700	4,76	1,20	5,16	4,00	1,00	7,00	0,40	0,25	0,60
CNMG 120416-HR	CNMG 434-HR	12,700	4,76	1,60	5,16	4,00	1,50	7,00	0,50	0,32	0,75
CNMG 160608-HR	CNMG 542-HR	15,875	6,35	0,80	6,35	5,00	1,00	8,00	0,35	0,20	0,55
CNMG 160612-HR	CNMG 543-HR	15,875	6,35	1,20	6,35	5,00	1,00	8,00	0,40	0,25	0,60
CNMG 160616-HR	CNMG 544-HR	15,875	6,35	1,60	6,35	5,00	1,50	8,00	0,50	0,32	0,75
CNMG 190612-HR	CNMG 643-HR	19,050	6,35	1,20	7,94	5,50	2,00	10,00	0,40	0,25	0,70
CNMG 190616-HR	CNMG 644-HR	19,050	6,35	1,60	7,94	5,50	2,00	10,00	0,50	0,32	0,80
CNMG 250924-HR	CNMG 866-HR	25,400	9,52	2,40	9,12	6,00	2,00	15,00	0,60	0,40	1,00
CNMM 190612-RP	CNMM 643-RP	19,050	6,35	1,20	7,94	5,50	2,00	10,00	0,40	0,25	0,70
CNMM 190616-RP	CNMM 644-RP	19,050	6,35	1,60	7,94	5,50	2,00	10,00	0,50	0,32	0,80
CNMM 190624-RP	CNMM 646-RP	19,050	6,35	2,40	7,94	6,00	2,00	12,00	0,60	0,35	1,20
CNMM 190612-HY	CNMM 643-HY	19,050	6,35	1,20	7,94	6,00	2,00	12,00	0,50	0,35	0,80
CNMM 190616-HY	CNMM 644-HY	19,050	6,35	1,60	7,94	6,00	2,00	12,00	0,60	0,35	1,00
CNMM 190624-HY	CNMM 646-HY	19,050	6,35	2,40	7,94	6,00	2,00	12,00	0,60	0,35	1,20
CNMM 250924-HY	CNMM 866-HY	25,400	9,52	2,40	9,12	8,00	2,50	15,00	0,70	0,40	1,40
CNMM 190612-HZ	CNMM 643-HZ	19,050	6,35	1,20	7,94	10,00	2,40	12,00	0,65	0,50	0,80
CNMM 190616-HZ	CNMM 644-HZ	19,050	6,35	1,60	7,94	10,00	2,40	12,00	0,80	0,50	1,10
CNMM 190624-HZ	CNMM 646-HZ	19,050	6,35	2,40	7,94	10,00	3,20	12,00	1,00	0,60	1,60
CNMM 250924-HZ	CNMM 866-HZ	25,400	9,52	2,40	9,12	10,00	3,20	17,00	1,00	0,60	1,60

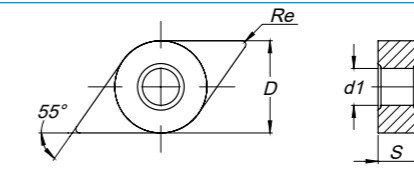
⊗ First choice | 1ª Escolha | 1ª Opción    ⊗ Stock Items | Itens de stock    ○ Available under request | Disponível sob consulta | Disponible bajo consulta  
 Insert Order Code: (1) Geometry code + (2) Grade code    ⊗ Available under request | Disponível sob consulta | Disponible bajo consulta



# DN = RHOMBIC 55° NEGATIVE

RÔMBICA 55° NEGATIVA | RÓMBICA 55° NEGATIVA

Inserts Pastilhas Plaquetas	(1) Geometry code	(2) Grade code	P								M			K			N		S		
			CVD-MT						PVD		CVD-MT			PVD		UNC		PVD			
			L6	R2	R3	L7	L8	L9	G1	G4	L7	L8	L9	G1	G4	L5	L6	L9	10	G1	G4
		ISO Reference	PH5320	PHG115	PHG125	PH5115	PH5125	PH5740	PH7910	PH7920	PH5115	PH5125	PH5740	PH7910	PH7920	PH5705	PH5320	PH5740	PH0910	PH7910	PH7920
		DNMA 110404															⊗	⊗			
		DNMA 150404															⊗	⊗			
		DNMA 150408															⊗	⊗			
		DNMA 150412															⊗	⊗			
		DNMA 150416															⊗	⊗			
		DNMA 150604															⊗	⊗			
		DNMA 150608															⊗	⊗			
		DNMA 150612															⊗	⊗			
		DNMA 150616															⊗	⊗			
		DNMG 110404-MF			⊗	⊗					⊗	⊗									
		DNMG 110408-MF			⊗	⊗					⊗	⊗									
		DNMG 150404-MF			⊗	⊗	○	⊗			⊗	⊗	○	⊗							
		DNMG 150408-MF			⊗	⊗	○	⊗			⊗	⊗	○	⊗							
		DNMG 150412-MF			⊗	⊗	○	○			⊗	⊗	○	○							
		DNMG 150604-MF			⊗	⊗		⊗			⊗	⊗		⊗							
		DNMG 150608-MF			⊗	⊗		⊗			⊗	⊗		○							
		DNMG 150612-MF			⊗	⊗		○			⊗	⊗		○							
		DNMG 150404-MS													⊗				⊗	⊗	
		DNMG 150408-MS													⊗				⊗	⊗	
		DNMG 150412-MS													⊗				⊗	⊗	
		DNMG 150416-MS													⊗				○	⊗	
		DNMG 150604-MS													⊗				⊗	⊗	
		DNMG 150608-MS													⊗				⊗	⊗	
		DNMG 150612-MS													⊗				○	⊗	
		DNMG 110404-SF													⊗	⊗				⊗	⊗
		DNMG 110408-SF													⊗	⊗				⊗	⊗
		DNMG 150404-SF													⊗	⊗				⊗	⊗
		DNMG 150408-SF													⊗	⊗				⊗	⊗
		DNMG 150412-SF													⊗	⊗				⊗	⊗
		DNMG 150604-SF													⊗	⊗				⊗	⊗
		DNMG 150608-SF													⊗	⊗				⊗	⊗
		DNMG 150612-SF													⊗	⊗				⊗	⊗
		DNMG 150404-LC			⊗	⊗															
		DNMG 150408-LC			⊗	⊗															
		DNMG 150412-LC			⊗	⊗															
		DNMG 150604-LC			⊗	⊗															
		DNMG 150608-LC			⊗	⊗															
		DNMG 150612-LC			⊗	⊗															

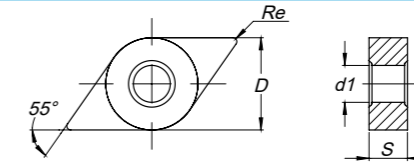


ISO Reference	ANSI Reference	Dimensions (mm) Dimensões (mm) Dimensiones (mm)				Cutting Conditions Condições de Corte Condiciones de Corte					
		D	S	Re	d1	ap (mm)	Min	Max	fn (mm/rev)	Min	Max
		DNMA 110404	DNMA 331	9,525	4,76	0,40	3,81	2,00	0,20	3,50	0,15
DNMA 150404	DNMA 431	12,700	4,76	0,40	5,16	3,00	0,20	4,00	0,15	0,10	0,30
DNMA 150408	DNMA 432	12,700	4,76	0,80	5,16	3,00	0,20	6,00	0,35	0,15	0,60
DNMA 150412	DNMA 433	12,700	4,76	1,20	5,16	3,00	0,30	6,00	0,45	0,20	0,80
DNMA 150416	DNMA 434	12,700	4,76	1,60	5,16	3,00	0,30	6,00	0,55	0,20	1,00
DNMA 150604	DNMA 441	12,700	6,35	0,40	5,16	3,00	0,20	4,00	0,15	0,10	0,30
DNMA 150608	DNMA 442	12,700	6,35	0,80	5,16	3,00	0,20	6,00	0,35	0,15	0,60
DNMA 150612	DNMA 443	12,700	6,35	1,20	5,16	3,00	0,30	6,00	0,45	0,20	0,80
DNMA 150616	DNMA 444	12,700	6,35	1,60	5,16	3,00	0,30	6,00	0,55	0,20	1,00
DNMG 110404-MF	DNMG 331-MF	9,525	4,76	0,40	3,81	0,40	0,10	1,50	0,15	0,05	0,25
DNMG 110408-MF	DNMG 332-MF	9,525	4,76	0,80	3,81	0,40	0,10	1,50	0,20	0,10	0,40
DNMG 150404-MF	DNMG 431-MF	12,700	4,76	0,40	5,16	0,40	0,10	1,50	0,15	0,05	0,25
DNMG 150408-MF	DNMG 432-MF	12,700	4,76	0,80	5,16	0,40	0,10	1,50	0,20	0,10	0,40
DNMG 150412-MF	DNMG 433-MF	12,700	4,76	1,20	5,16	0,80	0,20	2,50	0,25	0,15	0,50
DNMG 150604-MF	DNMG 441-MF	12,700	6,35	0,40	5,16	0,40	0,10	1,50	0,15	0,05	0,25
DNMG 150608-MF	DNMG 442-MF	12,700	6,35	0,80	5,16	0,40	0,10	1,50	0,20	0,10	0,40
DNMG 150612-MF	DNMG 443-MF	12,700	6,35	1,20	5,16	0,80	0,20	2,50	0,25	0,15	0,50
DNMG 150404-MS	DNMG 431-MS	12,700	4,76	0,40	5,16	1,50	0,20	3,60	0,15	0,10	0,20
DNMG 150408-MS	DNMG 432-MS	12,700	4,76	0,80	5,16	2,00	0,30	3,80	0,25	0,10	0,40
DNMG 150412-MS	DNMG 433-MS	12,700	4,76	1,20	5,16	2,50	0,40	4,00	0,30	0,15	0,60
DNMG 150416-MS	DNMG 434-MS	12,700	4,76	1,60	5,16	2,80	0,40	4,50	0,40	0,15	0,80
DNMG 150604-MS	DNMG 441-MS	12,700	6,35	0,40	5,16	1,50	0,20	3,60	0,15	0,10	0,20
DNMG 150608-MS	DNMG 442-MS	12,700	6,35	0,80	5,16	2,00	0,30	4,00	0,25	0,10	0,40
DNMG 150612-MS	DNMG 443-MS	12,700	6,35	1,20	5,16	2,80	0,40	4,50	0,30	0,15	0,60
DNMG 110404-SF	DNMG 331-SF	9,525	4,76	0,40	3,81	1,50	0,60	3,00	0,15	0,10	0,23
DNMG 110408-SF	DNMG 332-SF	9,525	4,76	0,80	3,81	1,50	0,60	3,00	0,25	0,12	0,38
DNMG 150404-SF	DNMG 431-SF	12,700	4,76	0,40	5,16	1,50	0,60	3,00	0,15	0,10	0,23
DNMG 150408-SF	DNMG 432-SF	12,700	4,76	0,80	5,16	1,50	0,60	3,00	0,25	0,12	0,38
DNMG 150412-SF	DNMG 433-SF	12,700	4,76	1,20	5,16	1,50	0,60	3,00	0,35	0,15	0,55
DNMG 150604-SF	DNMG 441-SF	12,700	6,35	0,40	5,16	1,50	0,60	3,00	0,15	0,10	0,23
DNMG 150608-SF	DNMG 442-SF	12,700	6,35	0,80	5,16	1,50	0,60	3,00	0,25	0,12	0,38
DNMG 150612-SF	DNMG 443-SF	12,700	6,35	1,20	5,16	1,50	0,60	3,00	0,35	0,15	0,55
DNMG 150404-LC	DNMG 431-LC	12,700	4,76	0,40	5,16	1,00	0,40	2,50	0,15	0,07	0,30
DNMG 150408-LC	DNMG 432-LC	12,700	4,76	0,80	5,16	1,50	0,40	2,50	0,20	0,10	0,40
DNMG 150412-LC	DNMG 433-LC	12,700	4,76	1,20	5,16	2,00	0,80	3,00	0,25	0,15	0,50
DNMG 150604-LC	DNMG 441-LC	12,700	6,35	0,40	5,16	2,00	0,40	3,00	0,15	0,07	0,30
DNMG 150608-LC	DNMG 442-LC	12,700	6,35	0,80	5,16	2,00	0,40	3,00	0,20	0,10	0,40
DNMG 150612-LC	DNMG 443-LC	12,700	6,35	1,20	5,16	2,50	0,80	3,50	0,25	0,15	0,50

⊗ First choice | 1ª Escolha | 1ª Opción    ⊗ Stock Items | Itens de stock  
 ○ Available under request | Disponível sob consulta | Disponible bajo consulta  
 Insert Order Code: (1) Geometry code + (2) Grade code    △ Available under request | Disponível sob consulta | Disponible bajo consulta

# DN = RHOMBIC 55° NEGATIVE

RÔMBICA 55° NEGATIVA | RÓMBICA 55° NEGATIVA



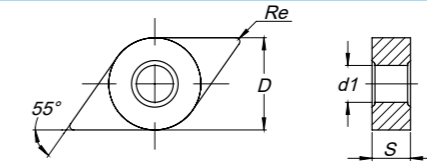
Inserts Pastilhas Plaquitas	(1) Geometry code	(2) Grade code ISO Reference	P						M				K			N	S				
			CVD-MT						PVD		CVD-MT		PVD		CVD-MT	UNC	PVD				
			L6	R2	R3	L7	L8	L9	G1	G4	L7	L8	L9	G1	G4	L5	L6	L9	10	G1	G4
 DNMG-MR Medium	1121498	DNMG 110404-MR				⊗	⊗	⊗													
	1121500	DNMG 110408-MR				⊗	⊗	⊗													
	1121218	DNMG 150404-MR	⊗			⊗	⊗	⊗													
	1121219	DNMG 150408-MR	⊗			⊗	⊗	⊗													
	1121508	DNMG 150412-MR	⊗			⊗	⊗	⊗													
	1121224	DNMG 150604-MR	⊗			⊗	⊗	⊗													
	1121328	DNMG 150608-MR	⊗			⊗	⊗	⊗													
	1121518	DNMG 150612-MR	⊗			⊗	⊗	⊗													
	1121522	DNMG 150616-MR				⊗	⊗	⊗													
 DNMG-PM Medium	1123924	DNMG 150404-PM		⊗	⊗																
	1123916	DNMG 150408-PM		⊗	⊗																
	1123925	DNMG 150412-PM		⊗	⊗																
	1123926	DNMG 150416-PM		⊗	⊗																
	1124065	DNMG 150604-PM		⊗	⊗																
	1123777	DNMG 150608-PM		⊗	⊗																
	1124066	DNMG 150612-PM		⊗	⊗																
	 DNMG-MW Medium Wiper	1121374	DNMG 150408-MW	⊗			⊗	⊗	⊗						⊗	⊗					
1121510		DNMG 150412-MW	⊗			⊗	⊗	⊗						⊗	⊗						
1121375		DNMG 150608-MW	⊗			⊗	⊗	⊗						⊗	⊗						
1121519		DNMG 150612-MW	⊗			⊗	⊗	⊗						⊗	⊗						
 DNMG-SS Roughing to Medium	1121501	DNMG 110408-SS									⊗	⊗	⊗						⊗	⊗	
	1121291	DNMG 150404-SS									⊗	⊗	⊗	⊗	⊗					⊗	⊗
	1121292	DNMG 150408-SS									⊗	⊗	⊗	⊗	⊗					⊗	⊗
	1121511	DNMG 150412-SS									⊗	⊗	⊗	⊗	⊗					⊗	⊗
	1121284	DNMG 150604-SS									⊗	⊗	⊗	⊗	⊗					⊗	⊗
	1121285	DNMG 150608-SS									⊗	⊗	⊗	⊗	⊗					⊗	⊗
 DNMG-ST Medium	1121520	DNMG 150612-SS									⊗	⊗	⊗	⊗	⊗					⊗	⊗
	1121287	DNMG 150616-SS									⊗		⊗							⊗	⊗
	1121346	DNMG 110404-ST													⊗	⊗					
	1121347	DNMG 110408-ST													⊗	⊗					
	1121255	DNMG 150404-ST													⊗	⊗					
 DNMG-ST Medium	1121256	DNMG 150408-ST												⊗	⊗						
	1121512	DNMG 150412-ST												⊗	⊗						
	1121514	DNMG 150416-ST												⊗	⊗						
	1121257	DNMG 150604-ST												⊗	⊗						
	1121258	DNMG 150608-ST												⊗	⊗						
	1121521	DNMG 150612-ST												⊗	⊗						
	1121523	DNMG 150616-ST												⊗	⊗						

ISO Reference	ANSI Reference	Dimensions (mm) Dimensões (mm) Dimensiones (mm)				Cutting Conditions Condições de Corte Condiciones de Corte					
		D	S	Re	d1	ap (mm)	Min	Max	fn (mm/rev)	Min	Max
DNMG 110404-MR	DNMG 331-MR	9,525	4,76	0,40	3,81	2,00	0,40	5,00	0,20	0,10	0,30
DNMG 110408-MR	DNMG 332-MR	9,525	4,76	0,80	3,81	2,00	0,50	5,00	0,30	0,15	0,50
DNMG 150404-MR	DNMG 431-MR	12,700	4,76	0,40	5,16	3,00	0,40	6,00	0,20	0,10	0,30
DNMG 150408-MR	DNMG 432-MR	12,700	4,76	0,80	5,16	3,00	0,50	6,00	0,30	0,15	0,50
DNMG 150412-MR	DNMG 433-MR	12,700	4,76	1,20	5,16	3,00	0,80	6,00	0,35	0,18	0,60
DNMG 150604-MR	DNMG 441-MR	12,700	6,35	0,40	5,16	3,00	0,40	6,00	0,20	0,10	0,30
DNMG 150608-MR	DNMG 442-MR	12,700	6,35	0,80	5,16	3,00	0,50	6,00	0,30	0,15	0,50
DNMG 150612-MR	DNMG 443-MR	12,700	6,35	1,20	5,16	3,00	0,80	6,00	0,35	0,18	0,60
DNMG 150616-MR	DNMG 444-MR	12,700	6,35	1,60	5,16	3,00	1,00	6,00	0,40	0,23	0,65
DNMG 150404-PM	DNMG 431-PM	12,700	4,76	0,40	5,16	3,00	0,40	6,00	0,20	0,10	0,30
DNMG 150408-PM	DNMG 432-PM	12,700	4,76	0,80	5,16	3,00	0,50	6,00	0,30	0,15	0,50
DNMG 150412-PM	DNMG 433-PM	12,700	4,76	1,20	5,16	3,00	0,80	6,00	0,35	0,18	0,60
DNMG 150416-PM	DNMG 434-PM	12,700	4,76	1,60	5,16	3,00	1,00	6,00	0,40	0,23	0,65
DNMG 150604-PM	DNMG 441-PM	12,700	6,35	0,40	5,16	2,50	0,50	5,00	0,25	0,15	0,40
DNMG 150608-PM	DNMG 442-PM	12,700	6,35	0,80	5,16	3,00	0,50	6,00	0,30	0,15	0,50
DNMG 150612-PM	DNMG 443-PM	12,700	6,35	1,20	5,16	3,50	0,50	7,00	0,35	0,20	0,60
DNMG 150408-MW	DNMG 432-MW	12,700	4,76	0,80	5,16	2,50	0,30	4,00	0,35	0,15	0,60
DNMG 150412-MW	DNMG 433-MW	12,700	4,76	1,20	5,16	3,00	0,50	5,00	0,50	0,25	0,90
DNMG 150608-MW	DNMG 442-MW	12,700	6,35	0,80	5,16	3,00	0,30	4,50	0,35	0,15	0,60
DNMG 150612-MW	DNMG 443-MW	12,700	6,35	1,20	5,16	3,50	0,50	5,50	0,50	0,25	0,90
DNMG 110408-SS	DNMG 332-SS	9,525	4,76	0,80	3,81	2,00	0,50	4,40	0,25	0,12	0,45
DNMG 150404-SS	DNMG 431-SS	12,700	4,76	0,40	5,16	3,00	0,30	6,00	0,25	0,10	0,30
DNMG 150408-SS	DNMG 432-SS	12,700	4,76	0,80	5,16	3,00	0,50	6,40	0,25	0,12	0,45
DNMG 150412-SS	DNMG 433-SS	12,700	4,76	1,20	5,16	3,00	0,50	6,40	0,30	0,15	0,60
DNMG 150604-SS	DNMG 441-SS	12,700	6,35	0,40	5,16	3,00	0,30	6,00	0,25	0,10	0,30
DNMG 150608-SS	DNMG 442-SS	12,700	6,35	0,80	5,16	3,00	0,50	6,40	0,25	0,12	0,45
DNMG 150612-SS	DNMG 443-SS	12,700	6,35	1,20	5,16	3,00	0,50	6,40	0,30	0,15	0,60
DNMG 150616-SS	DNMG 444-SS	12,700	6,35	1,60	5,16	3,00	0,50	6,40	0,50	0,20	1,00
DNMG 110404-ST	DNMG 331-ST	9,525	4,76	0,40	3,81	2,00	0,20	3,50	0,20	0,15	0,30
DNMG 110408-ST	DNMG 332-ST	9,525	4,76	0,80	3,81	2,00	0,20	3,50	0,35	0,15	0,50
DNMG 150404-ST	DNMG 431-ST	12,700	4,76	0,40	5,16	2,50	0,20	5,00	0,20	0,15	0,30
DNMG 150408-ST	DNMG 432-ST	12,700	4,76	0,80	5,16	2,50	0,50	5,00	0,35	0,15	0,50
DNMG 150412-ST	DNMG 433-ST	12,700	4,76	1,20	5,16	3,00	0,50	6,00	0,50	0,25	0,70
DNMG 150416-ST	DNMG 434-ST	12,700	4,76	1,60	5,16	3,00	0,30	6,00	0,60	0,25	1,00
DNMG 150604-ST	DNMG 441-ST	12,700	6,35	0,40	5,16	2,50	0,20	5,00	0,20	0,15	0,30
DNMG 150608-ST	DNMG 442-ST	12,700	6,35	0,80	5,16	2,50	0,20	5,00	0,35	0,15	0,50
DNMG 150612-ST	DNMG 443-ST	12,700	6,35	1,20	5,16	3,00	0,30	6,00	0,50	0,15	0,70
DNMG 150616-ST	DNMG 444-ST	12,700	6,35	1,60	5,16	3,00	0,30	6,00	0,60	0,25	1,00

⊗ First choice | 1ª Escolha | 1ª Opción   
 ⊗ Stock Items | Itens de stock   
 ⊗ Available under request | Disponível sob consulta | Disponible bajo consulta  
 Insert Order Code: (1) Geometry code + (2) Grade code   
 ⊗ Available under request | Disponível sob consulta | Disponible bajo consulta

# DN = RHOMBIC 55° NEGATIVE

RÔMBICA 55° NEGATIVA | RÓMBICA 55° NEGATIVA



Inserts Pastilhas Plaquetas	(1) Geometry code	(2) Grade code ISO Reference	P						M				K			N	S				
			CVD-MT						PVD		CVD-MT		PVD		CVD-MT	UNC	PVD				
			L6	R2	R3	L7	L8	L9	G1	G4	L7	L8	L9	G1	G4	L5	L6	L9	10	G1	G4
DNMG-HR 	1121253	DNMG 150408-HR	⊗			⊗	⊗	⊗			⊗	⊗	⊗			⊗	⊗	⊗			
	1121506	DNMG 150412-HR	⊗			⊗	⊗	⊗			⊗	⊗	⊗			⊗	⊗	⊗			
	1121254	DNMG 150608-HR	⊗			⊗	⊗	⊗			⊗	⊗	⊗			⊗	⊗	⊗			
	1121362	DNMG 150612-HR	⊗			⊗	⊗	⊗			⊗	⊗	⊗			⊗	⊗	⊗			
	1121340	DNMG 150616-HR	⊗			⊗	⊗	⊗			⊗	⊗	⊗			⊗	⊗	⊗			
DNMX-02 	1120351	DNMX 150604-L02				⊗	⊗				⊗	⊗									
	1120353	DNMX 150604-R02				⊗	⊗				⊗	⊗									
	1120355	DNMX 150608-L02				⊗	⊗				⊗	⊗									
	1120357	DNMX 150608-R02				⊗	⊗				⊗	⊗									
DNMX-03 	1123983	DNMX 150604-L03				⊗	⊗				⊗	⊗									
	1123815	DNMX 150604-R03				⊗	⊗				⊗	⊗									
	1123796	DNMX 150608-L03				⊗	⊗				⊗	⊗									
	1123795	DNMX 150608-R03				⊗	⊗				⊗	⊗									
DNMX-01 	1120348	DNMX 150408-L01				⊗	⊗				⊗	⊗									
	1120349	DNMX 150408-R01				⊗	⊗				⊗	⊗									
	1120350	DNMX 150604-L01				⊗	⊗				⊗	⊗									
	1120352	DNMX 150604-R01				⊗	⊗				⊗	⊗									
	1120354	DNMX 150608-L01				⊗	⊗				⊗	⊗									
	1120356	DNMX 150608-R01				⊗	⊗				⊗	⊗									

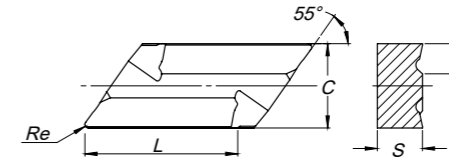
⊗ First choice | 1ª Escolha | 1ª Opción   ⊗ Stock Items | Itens de stock   ○ Available under request | Disponível sob consulta | Disponible bajo consulta  
 Insert Order Code: <sup>(1)</sup>Geometry code + <sup>(2)</sup>Grade code   ⊗ Available under request | Disponível sob consulta | Disponible bajo consulta



ISO Reference	ANSI Reference	Dimensions (mm) Dimensões (mm) Dimensiones (mm)				Cutting Conditions Condições de Corte Condiciones de Corte					
		D	S	Re	d1	ap (mm)	Min	Max	fn (mm/rev)	Min	Max
DNMG 150408-HR	DNMG 432-HR	12,700	4,76	0,80	5,16	4,00	0,80	6,00	0,35	0,20	0,55
DNMG 150412-HR	DNMG 433-HR	12,700	4,76	1,20	5,16	4,00	1,00	6,00	0,40	0,25	0,70
DNMG 150608-HR	DNMG 442-HR	12,700	6,35	0,80	5,16	4,00	0,80	6,00	0,35	0,20	0,55
DNMG 150612-HR	DNMG 443-HR	12,700	6,35	1,20	5,16	4,00	1,00	6,00	0,40	0,25	0,70
DNMG 150616-HR	DNMG 444-HR	12,700	6,35	1,60	5,16	4,00	1,50	6,00	0,50	0,30	0,80
DNMX 150604-L02	DNMX 441-L02	12,700	6,35	0,40	5,16	2,50	0,70	5,00	0,20	0,14	0,25
DNMX 150604-R02	DNMX 441-R02	12,700	6,35	0,40	5,16	2,50	0,70	5,00	0,20	0,14	0,25
DNMX 150608-L02	DNMX 442-L02	12,700	6,35	0,80	5,16	3,00	0,80	5,00	0,35	0,14	0,50
DNMX 150608-R02	DNMX 442-R02	12,700	6,35	0,80	5,16	3,00	0,80	5,00	0,35	0,14	0,50
DNMX 150604-L03	DNMX 441-L03	12,700	6,35	0,40	5,16	2,70	0,80	5,50	0,20	0,15	0,25
DNMX 150604-R03	DNMX 441-R03	12,700	6,35	0,40	5,16	2,70	0,80	5,50	0,20	0,15	0,25
DNMX 150608-L03	DNMX 442-L03	12,700	6,35	0,80	5,16	3,20	1,00	6,00	0,35	0,16	0,50
DNMX 150608-R03	DNMX 442-R03	12,700	6,35	0,80	5,16	3,20	1,00	6,00	0,35	0,16	0,50
DNMX 150408-L01	DNMX 432-L01	12,700	4,76	0,80	5,16	2,50	1,00	5,00	0,35	0,20	0,50
DNMX 150408-R01	DNMX 432-R01	12,700	4,76	0,80	5,16	2,50	1,00	5,00	0,35	0,20	0,50
DNMX 150604-L01	DNMX 441-L01	12,700	6,35	0,40	5,16	3,00	1,50	6,00	0,25	0,15	0,30
DNMX 150604-R01	DNMX 441-R01	12,700	6,35	0,40	5,16	3,00	1,50	6,00	0,25	0,15	0,30
DNMX 150608-L01	DNMX 442-L01	12,700	6,35	0,80	5,16	3,50	2,00	6,50	0,35	0,20	0,50
DNMX 150608-R01	DNMX 442-R01	12,700	6,35	0,80	5,16	3,50	2,00	6,50	0,35	0,20	0,50



# KN = PARALLELOGRAM 55° NEGATIVE

PARALELOGRAMA 55° NEGATIVA | PARALELOGRAMO 55° NEGATIVA



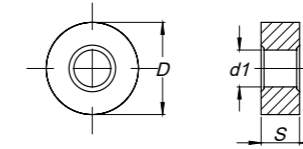
Inserts Pastilhas Plaquitas	(1) Geometry code	(2) Grade code ISO Reference	P								M				K			N	S			
			CVD-MT						PVD		CVD-MT				PVD		UNC	PVD				
			L6	R2	R3	L7	L8	L9	G1	G4	L7	L8	L9	G1	G4	L5	L6	L9	10	G1	G4	
 KNUX-01 Finishing	1120368	KNUX 160405-L01				⊗	⊗					⊗	⊗					○				
	1120371	KNUX 160405-R01				⊗	⊗					⊗	⊗					○				
 KNUX-02 Medium	1120374	KNUX 160410-L02				⊗	⊗					⊗	⊗					○				
	1120376	KNUX 160410-R02				⊗	⊗					⊗	⊗					○				



ISO Reference	ANSI Reference	Dimensions (mm) Dimensões (mm) Dimensiones (mm)					Cutting Conditions Condições de Corte Condiciones de Corte					
		L	C	Re	S	b	ap (mm)	Min	Max	fn (mm/rev)	Min	Max
KNUX 160405-L01	KNUX 160405-L01	16,50	9,525	0,5	4,76	2,5	3,00	1,00	6,00	0,30	0,20	0,35
KNUX 160405-R01	KNUX 160405-R01	16,50	9,525	0,5	4,76	2,5	3,00	1,00	6,00	0,30	0,20	0,35
KNUX 160410-L02	KNUX 160410-L02	16,50	9,525	1,0	4,76	3,2	4,00	1,50	6,00	0,50	0,40	0,70
KNUX 160410-R02	KNUX 160410-R02	16,50	9,525	1,0	4,76	3,2	4,00	1,50	6,00	0,50	0,40	0,70

⊗ First choice | 1ª Escolha | 1ª Opción    ⊗ Stock Items | Itens de stock    ○ Available under request | Disponível sob consulta | Disponible bajo consulta  
 ⊗ Available under request | Disponível sob consulta | Disponible bajo consulta  
 Insert Order Code: (1) Geometry code + (2) Grade code

# RN = ROUND R° NEGATIVE

REDONDA R° NEGATIVA | REDONDA R° NEGATIVA



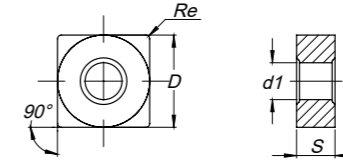
Inserts Pastilhas Plaquitas	(1) Geometry code	(2) Grade code ISO Reference	P						M				K			N	S			
			CVD-MT						CVD-MT				CVD-MT			UNC	PVD			
			L6	R2	R3	L7	L8	L9	G1	G4	L7	L8	L9	G1	G4	L5	L6	L9	10	G1
 RNMG-ST Medium	1120439	RNMG 090300-ST																		
	1120440	RNMG 120400-ST																		
	1120441	RNMG 150600-ST																		
	1120442	RNMG 190600-ST																		
	1120443	RNMG 250900-ST																		
 RNMA Roughing to Medium	1120437	RNMA 150600																		
	1112262	RNMA 2006M0																		
	1123665	RNMA 250900																		

ISO Reference	ANSI Reference	Dimensions (mm) Dimensões (mm) Dimensiones (mm)				Cutting Conditions Condições de Corte Condiciones de Corte					
		D	S	Re	d1	ap (mm)	Min	Max	fn (mm/rev)	Min	Max
RNMG 090300-ST	RNMG 320-ST	9,525	3,18	-	3,18	2,30	0,90	4,50	0,30	0,10	0,90
RNMG 120400-ST	RNMG 430-ST	12,700	4,76	-	5,16	3,00	1,20	4,80	0,40	0,12	1,20
RNMG 150600-ST	RNMG 540-ST	15,875	6,35	-	6,35	3,80	1,50	7,50	0,50	0,15	1,50
RNMG 190600-ST	RNMG 640-ST	19,050	6,35	-	7,94	4,50	1,90	7,60	0,65	0,20	1,90
RNMG 250900-ST	RNMG 860-ST	25,400	9,52	-	9,12	6,30	2,50	10,00	0,80	0,25	2,50
RNMA 150600	RNMA 540	15,875	6,35	-	6,35	4,00	1,50	8,00	0,50	0,15	1,50
RNMA 2006M0	RNMA 2006M0	20,000	6,00	-	6,00	5,00	2,00	8,50	0,60	0,20	2,00
RNMA 250900	RNMA 860	25,400	9,52	-	9,12	6,00	2,00	9,00	0,80	0,25	2,50

⊗ First choice | 1ª Escolha | 1ª Opción   
 ⊗ Stock Items | Itens de stock   
 ○ Available under request | Disponível sob consulta | Disponible bajo consulta  
 Insert Order Code: <sup>(1)</sup>Geometry code + <sup>(2)</sup>Grade code   
 ⊗ Available under request | Disponível sob consulta | Disponible bajo consulta

# SN = SQUARE 90° NEGATIVE

## QUADRADA 90° NEGATIVA | ESQUADRA 90° NEGATIVA



Inserts Pastilhas Plaquetas	(1) Geometry code	(2) Grade code ISO Reference	P						M				K			N		S				
			CVD-MT						PVD				CVD-MT			UNC		PVD				
			L6	R2	R3	L7	L8	L9	G1	G4	L7	L8	L9	G1	G4	L5	L6	L9	10	G1	G4	
SNMA  Roughing	1121070	SNMA 090304																				
	1120474	SNMA 090308																				
	1120475	SNMA 120404																				
	1120476	SNMA 120408																				
	1120478	SNMA 120412																				
	1120479	SNMA 120416																				
	1120481	SNMA 150412																				
	1121525	SNMA 150612																				
	1120482	SNMA 190612																				
	1120483	SNMA 190616																				
	1120485	SNMA 190624																				
	1120486	SNMA 250724																				
SNMG-MF  Finishing	1121528	SNMG 120404-MF																				
	1121530	SNMG 120408-MF																				
	1121531	SNMG 120412-MF																				
SNMG-SF  Medium to Finishing	1123874	SNMG 120404-SF																				
	1123875	SNMG 120408-SF																				
	1123876	SNMG 120412-SF																				
SNMG-MR  Medium	1121529	SNMG 120404-MR																				
	1121179	SNMG 120408-MR																				
	1121311	SNMG 120412-MR																				
	1121357	SNMG 120416-MR																				
	1121533	SNMG 150608-MR																				
	1121536	SNMG 150612-MR																				
	1121540	SNMG 150616-MR																				
	1121543	SNMG 190612-MR																				
1121546	SNMG 190616-MR																					

ISO Reference	ANSI Reference	Dimensions (mm) Dimensões (mm) Dimensiones (mm)				Cutting Conditions Condições de Corte Condiciones de Corte					
		D	S	Re	d1	ap (mm)	Min	Max	fn (mm/rev)	Min	Max
SNMA 090304	SNMA 321	9,525	3,18	0,40	3,81	2,50	0,20	4,50	0,20	0,15	0,30
SNMA 090308	SNMA 322	9,525	3,18	0,80	3,81	2,50	0,40	4,50	0,40	0,20	0,60
SNMA 120404	SNMA 431	12,700	4,76	0,40	5,16	4,00	0,20	8,00	0,20	0,15	0,30
SNMA 120408	SNMA 432	12,700	4,76	0,80	5,16	4,00	0,20	8,00	0,40	0,20	0,60
SNMA 120412	SNMA 433	12,700	4,76	1,20	5,16	4,00	0,30	8,00	0,45	0,20	0,80
SNMA 120416	SNMA 434	12,700	4,76	1,60	5,16	4,00	0,30	8,00	0,55	0,20	1,00
SNMA 150412	SNMA 533	15,875	4,76	1,20	6,35	5,00	0,30	9,00	0,45	0,20	0,80
SNMA 150612	SNMA 543	15,875	6,35	1,20	6,35	5,00	0,30	10,00	0,45	0,20	0,80
SNMA 190612	SNMA 643	19,050	6,35	1,20	7,94	6,00	0,30	12,00	0,45	0,20	0,80
SNMA 190616	SNMA 644	19,050	6,35	1,60	7,94	6,00	0,30	12,00	0,55	0,20	1,00
SNMA 190624	SNMA 646	19,050	6,35	2,40	7,94	6,00	0,30	12,00	0,60	0,20	1,20
SNMA 250724	SNMA 856	25,400	7,94	2,40	9,12	6,00	0,40	12,00	0,60	0,20	1,40
SNMG 120404-MF	SNMG 431-MF	12,700	4,76	0,40	5,16	0,40	0,10	1,50	0,10	0,05	0,25
SNMG 120408-MF	SNMG 432-MF	12,700	4,76	0,80	5,16	0,40	0,10	1,50	0,20	0,10	0,40
SNMG 120412-MF	SNMG 433-MF	12,700	4,76	1,20	5,16	0,80	0,15	2,50	0,30	0,20	0,60
SNMG 120404-SF	SNMG 431-SF	12,700	4,76	0,40	5,16	2,00	1,00	4,00	0,15	0,10	0,23
SNMG 120408-SF	SNMG 432-SF	12,700	4,76	0,80	5,16	2,00	1,00	4,00	0,20	0,12	0,38
SNMG 120412-SF	SNMG 433-SF	12,700	4,76	1,20	5,16	2,50	1,00	4,00	0,25	0,15	0,55
SNMG 120404-MR	SNMG 431-MR	12,700	4,76	0,40	5,16	3,00	0,40	6,00	0,20	0,10	0,30
SNMG 120408-MR	SNMG 432-MR	12,700	4,76	0,80	5,16	3,00	0,50	6,00	0,30	0,15	0,50
SNMG 120412-MR	SNMG 433-MR	12,700	4,76	1,20	5,16	3,00	0,80	6,00	0,35	0,18	0,60
SNMG 120416-MR	SNMG 434-MR	12,700	4,76	1,60	5,16	3,00	1,00	6,00	0,40	0,23	0,65
SNMG 150608-MR	SNMG 542-MR	15,875	6,35	0,80	6,35	4,00	0,60	7,50	0,30	0,15	0,50
SNMG 150612-MR	SNMG 543-MR	15,875	6,35	1,20	6,35	4,00	0,80	7,50	0,35	0,18	0,60
SNMG 150616-MR	SNMG 544-MR	15,875	6,35	1,60	6,35	4,00	1,00	7,50	0,40	0,23	0,65
SNMG 190612-MR	SNMG 643-MR	19,050	6,35	1,20	7,94	5,00	0,80	9,00	0,35	0,18	0,60
SNMG 190616-MR	SNMG 644-MR	19,050	6,35	1,60	7,94	5,00	1,00	9,00	0,40	0,23	0,65

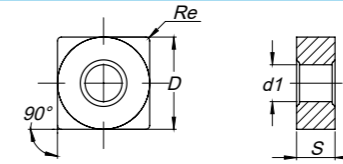
⊗ First choice | 1ª Escolha | 1ª Opción   
 ⊗ Stock Items | Itens de stock   
 ○ Available under request | Disponível sob consulta | Disponible bajo consulta  
 Insert Order Code: <sup>(1)</sup>Geometry code + <sup>(2)</sup>Grade code   
 ⊗ Available under request | Disponível sob consulta | Disponible bajo consulta



# SN = SQUARE 90° NEGATIVE

## QUADRADA 90° NEGATIVA | ESQUADRA 90° NEGATIVA

Inserts Pastilhas Plaquitas	(1) Geometry code	(2) Grade code ISO Reference	P						M				K			N		S		
			CVD-MT						PVD				CVD-MT			UNC		PVD		
			L6	R2	R3	L7	L8	L9	G1	G4	L7	L8	L9	G1	G4	L5	L6	L9	10	G1
	1121526	SNMG 090304-SS																		
	1121527	SNMG 090308-SS																		
	1121365	SNMG 120404-SS																		
	1121315	SNMG 120408-SS																		
	1121366	SNMG 120412-SS																		
	1121532	SNMG 120416-SS																		
	1121534	SNMG 150608-SS																		
	1121537	SNMG 150612-SS																		
1121547	SNMG 190616-SS																			
	1121337	SNMG 090304-ST																		
	1121338	SNMG 090308-ST																		
	1121241	SNMG 120404-ST																		
	1121181	SNMG 120408-ST																		
	1121310	SNMG 120412-ST																		
	1121242	SNMG 120416-ST																		
	1121538	SNMG 150612-ST																		
	1121541	SNMG 150616-ST																		
1121544	SNMG 190612-ST																			
1121548	SNMG 190616-ST																			
	1121194	SNMG 120408-HR																		
	1121195	SNMG 120412-HR																		
	1121361	SNMG 120416-HR																		
	1121535	SNMG 150612-HR																		
	1121539	SNMG 150616-HR																		
	1121542	SNMG 190612-HR																		
	1121545	SNMG 190616-HR																		
	1121638	SNMG 250924-HR																		
	1124001	SNMM 190612-RP																		
	1124002	SNMM 190616-RP																		
	1124003	SNMM 190624-RP																		
	1121606	SNMM 190612-HY																		
	1121250	SNMM 190616-HY																		
	1121452	SNMM 190624-HY																		
	1121160	SNMM 250724-HY																		
	1121161	SNMM 250924-HY																		

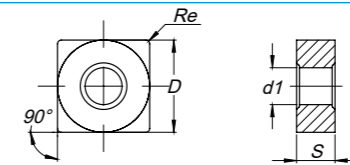


ISO Reference	ANSI Reference	Dimensions (mm) Dimensões (mm) Dimensiones (mm)				Cutting Conditions Condições de Corte Condiciones de Corte					
		D	S	Re	d1	ap (mm)	Min	Max	fn (mm/rev)	Min	Max
SNMG 090304-SS	SNMG 321-SS	9,525	3,18	0,40	3,81	2,00	0,50	4,50	0,20	0,10	0,30
SNMG 090308-SS	SNMG 322-SS	9,525	3,18	0,80	3,81	2,00	0,50	4,50	0,25	0,12	0,45
SNMG 120404-SS	SNMG 431-SS	12,700	4,76	0,40	5,16	3,00	0,50	6,40	0,20	0,12	0,30
SNMG 120408-SS	SNMG 432-SS	12,700	4,76	0,80	5,16	3,00	0,50	6,40	0,25	0,12	0,45
SNMG 120412-SS	SNMG 433-SS	12,700	4,76	1,20	5,16	3,00	0,50	6,40	0,30	0,15	0,60
SNMG 120416-SS	SNMG 434-SS	12,700	4,76	1,60	5,16	3,00	0,50	6,40	0,45	0,15	0,80
SNMG 150608-SS	SNMG 542-SS	15,875	6,35	0,80	6,35	4,00	0,50	8,00	0,25	0,12	0,45
SNMG 150612-SS	SNMG 543-SS	15,875	6,35	1,20	6,35	4,00	0,50	8,00	0,30	0,15	0,60
SNMG 190616-SS	SNMG 644-SS	19,050	6,35	1,60	7,94	4,00	0,50	8,00	0,45	0,15	0,80
SNMG 090304-ST	SNMG 321-ST	9,525	3,18	0,40	3,81	2,50	0,20	4,50	0,20	0,15	0,30
SNMG 090308-ST	SNMG 322-ST	9,525	3,18	0,80	3,81	2,50	0,20	4,50	0,35	0,15	0,50
SNMG 120404-ST	SNMG 431-ST	12,700	4,76	0,40	5,16	3,00	0,20	6,00	0,20	0,15	0,30
SNMG 120408-ST	SNMG 432-ST	12,700	4,76	0,80	5,16	3,00	0,20	6,00	0,35	0,15	0,50
SNMG 120412-ST	SNMG 433-ST	12,700	4,76	1,20	5,16	3,00	0,30	6,00	0,40	0,15	0,60
SNMG 120416-ST	SNMG 434-ST	12,700	4,76	1,60	5,16	3,00	0,30	6,00	0,45	0,20	0,70
SNMG 150612-ST	SNMG 543-ST	15,875	6,35	1,20	6,35	4,00	0,30	8,00	0,40	0,15	0,60
SNMG 150616-ST	SNMG 544-ST	15,875	6,35	1,60	6,35	4,00	0,30	8,00	0,45	0,20	0,70
SNMG 190612-ST	SNMG 643-ST	19,050	6,35	1,20	7,94	4,50	0,30	9,00	0,40	0,15	0,60
SNMG 190616-ST	SNMG 644-ST	19,050	6,35	1,60	7,94	4,50	0,30	9,00	0,45	0,20	0,70
SNMG 120408-HR	SNMG 432-HR	12,700	4,76	0,80	5,16	4,00	0,80	7,00	0,35	0,20	0,55
SNMG 120412-HR	SNMG 433-HR	12,700	4,76	1,20	5,16	4,00	1,00	7,00	0,40	0,25	0,70
SNMG 120416-HR	SNMG 434-HR	12,700	4,76	1,60	5,16	4,00	1,50	7,00	0,50	0,32	0,80
SNMG 150612-HR	SNMG 543-HR	15,875	6,35	1,20	6,35	4,00	1,00	8,00	0,40	0,25	0,70
SNMG 150616-HR	SNMG 544-HR	15,875	6,35	1,60	6,35	4,00	1,50	8,00	0,50	0,32	0,80
SNMG 190612-HR	SNMG 643-HR	19,050	6,35	1,20	7,94	5,00	1,00	10,00	0,40	0,25	0,70
SNMG 190616-HR	SNMG 644-HR	19,050	6,35	1,60	7,94	5,00	1,50	10,00	0,50	0,32	0,80
SNMG 250924-HR	SNMG 866-HR	25,400	9,52	2,40	9,12	6,00	2,00	15,00	1,00	0,40	1,20
SNMM 190612-RP	SNMM 643-RP	19,050	6,35	1,20	7,94	5,50	2,00	12,00	0,60	0,30	0,85
SNMM 190616-RP	SNMM 644-RP	19,050	6,35	1,60	7,94	6,00	2,00	12,00	0,60	0,35	1,00
SNMM 190624-RP	SNMM 646-RP	19,050	6,35	2,40	7,94	6,00	2,00	12,00	0,80	0,50	1,50
SNMM 190612-HY	SNMM 643-HY	19,050	6,35	1,20	7,94	6,00	2,00	12,00	0,60	0,35	0,90
SNMM 190616-HY	SNMM 644-HY	19,050	6,35	1,60	7,94	6,00	2,00	12,00	0,60	0,35	1,20
SNMM 190624-HY	SNMM 646-HY	19,050	6,35	2,40	7,94	6,00	2,00	12,00	1,00	0,60	1,60
SNMM 250724-HY	SNMM 856-HY	25,400	7,94	2,40	9,12	8,50	2,50	15,00	1,00	0,60	1,60
SNMM 250924-HY	SNMM 866-HY	25,400	9,52	2,40	9,12	8,50	3,00	15,00	1,00	0,60	1,60

First choice | 1ª Escolha | 1ª Opción   
 Stock Items | Itens de stock   
 Available under request | Disponível sob consulta | Disponible bajo consulta  
 Insert Order Code: (1) Geometry code + (2) Grade code   
 Available under request | Disponível sob consulta | Disponible bajo consulta

# SN = SQUARE 90° NEGATIVE

## QUADRADA 90° NEGATIVA | ESQUADRA 90° NEGATIVA



Inserts Pastilhas Plaquitas	(1) Geometry code	(2) Grade code ISO Reference	P						M				K			N	S			
			CVD-MT						PVD		CVD-MT		PVD		CVD-MT	UNC	PVD			
			L6	R2	R3	L7	L8	L9	G1	G4	L7	L8	L9	G1	G4	L5	L6	L9	10	G1
PH5320	PHG115	PHG125	PH5115	PH5125	PH5740	PH7910	PH7920	PH5115	PH5125	PH5740	PH7910	PH7920	PH5705	PH5320	PH5740	PH0910	PH7910	PH7920		
SNMM-HZ 	1121605	SNMM 190612-HZ	○			⊗	⊗	⊗							⊗	⊗				
	1121249	SNMM 190616-HZ	○			⊗	⊗	⊗							⊗	⊗				
	1121440	SNMM 190624-HZ	○			⊗	⊗	⊗							⊗	⊗				
	1121158	SNMM 250724-HZ				⊗	⊗	⊗							⊗	⊗				
	1123786	SNMM 250732-HZ				○	⊗	○							○	○				
	1121159	SNMM 250924-HZ				⊗	⊗	⊗							⊗	⊗				
SNGN 	1110595	SNGN 090308					○													
	1110261	SNGN 120308					○													
	1110262	SNGN 120312					○													
	1110266	SNGN 120408					○													
	1110267	SNGN 120412					○													
	1110596	SNGN 120416					○													
	1110719	SNGN 150408					○													
	1110268	SNGN 150412					○													
	1110597	SNGN 190412					○													
	1110598	SNGN 190416					○													
SNUN 	1120535	SNUN 090304					○						○							
	1120536	SNUN 090308					○													
	1120538	SNUN 120304					○													
	1120539	SNUN 120308					○													
	1120540	SNUN 120312					○													
	1120541	SNUN 120404					○													
	1120542	SNUN 120408					○													
	1120544	SNUN 120412					○													
	1120547	SNUN 120416					○													
	1120549	SNUN 150408					○													
	1120550	SNUN 150412					○													
	1120551	SNUN 150416					○													
	1120553	SNUN 190408					○													
	1120554	SNUN 190412					○													
	1120556	SNUN 190416					○													
	1120557	SNUN 190608					○													
	1121111	SNUN 250620					○													
	1120558	SNUN 250720					○													

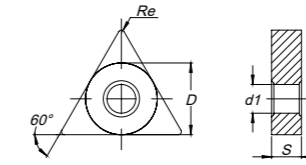
ISO Reference	ANSI Reference	Dimensions (mm) Dimensões (mm) Dimensiones (mm)				Cutting Conditions Condições de Corte Condiciones de Corte					
		D	S	Re	d1	ap (mm)	Min	Max	fn (mm/rev)	Min	Max
SNMM 190612-HZ	SNMM 643-HZ	19,050	6,35	1,20	7,94	10,00	2,40	13,00	0,60	0,35	0,90
SNMM 190616-HZ	SNMM 644-HZ	19,050	6,35	1,60	7,94	10,00	2,40	13,00	0,60	0,35	1,20
SNMM 190624-HZ	SNMM 646-HZ	19,050	6,35	2,40	7,94	10,00	3,20	13,00	1,00	0,60	1,60
SNMM 250724-HZ	SNMM 856-HZ	25,400	7,94	2,40	9,12	10,00	3,20	17,00	1,00	0,60	1,60
SNMM 250732-HZ	SNMM 858-HZ	25,400	7,94	3,20	9,12	10,00	3,20	17,00	1,20	0,80	1,80
SNMM 250924-HZ	SNMM 866-HZ	25,400	9,52	2,40	9,12	10,00	3,20	17,00	1,00	0,60	1,60
SNGN 090308	SNGN 322	9,525	3,18	0,80	-	2,00	1,20	3,50	0,18	0,10	0,53
SNGN 120308	SNGN 422	12,700	3,18	0,80	-	3,00	1,30	5,00	0,20	0,12	0,53
SNGN 120312	SNGN 423	12,700	3,18	1,20	-	3,00	2,00	5,00	0,30	0,18	0,80
SNGN 120408	SNGN 432	12,700	4,76	0,80	-	3,00	1,50	5,00	0,20	0,12	0,53
SNGN 120412	SNGN 433	12,700	4,76	1,20	-	3,00	2,00	5,00	0,30	0,20	0,80
SNGN 120416	SNGN 434	12,700	4,76	1,60	-	3,00	2,20	5,00	0,35	0,25	1,07
SNGN 150408	SNGN 532	15,875	4,76	0,80	-	3,50	2,40	8,00	0,22	0,15	0,53
SNGN 150412	SNGN 533	15,875	4,76	1,20	-	3,50	2,60	8,00	0,35	0,20	0,80
SNGN 190412	SNGN 633	19,050	4,76	1,20	-	4,50	3,00	10,00	0,35	0,25	0,80
SNGN 190416	SNGN 634	19,050	4,76	1,60	-	4,50	3,20	10,00	0,60	0,30	1,07
SNUN 090304	SNUN 321	9,525	3,18	0,40	-	2,00	1,00	3,50	0,15	0,10	0,30
SNUN 090308	SNUN 322	9,525	3,18	0,80	-	2,00	1,20	3,50	0,35	0,23	0,60
SNUN 120304	SNUN 421	12,700	3,18	0,40	-	3,00	1,30	5,00	0,15	0,10	0,30
SNUN 120308	SNUN 422	12,700	3,18	0,80	-	3,00	1,50	5,00	0,35	0,23	0,60
SNUN 120312	SNUN 423	12,700	3,18	1,20	-	3,00	2,00	5,00	0,45	0,25	1,00
SNUN 120404	SNUN 431	12,700	4,76	0,40	-	3,00	1,30	5,00	0,15	0,10	0,30
SNUN 120408	SNUN 432	12,700	4,76	0,80	-	3,00	1,50	5,00	0,35	0,23	0,60
SNUN 120412	SNUN 433	12,700	4,76	1,20	-	3,00	2,00	5,00	0,45	0,25	1,00
SNUN 120416	SNUN 434	12,700	4,76	1,60	-	3,00	2,20	5,00	0,60	0,25	1,20
SNUN 150408	SNUN 532	15,875	4,76	0,80	-	3,50	2,40	8,00	0,35	0,23	0,60
SNUN 150412	SNUN 533	15,875	4,76	1,20	-	3,50	2,60	8,00	0,45	0,25	0,60
SNUN 150416	SNUN 534	15,875	4,76	1,60	-	3,50	2,90	8,00	0,60	0,25	1,20
SNUN 190408	SNUN 632	19,050	4,76	0,80	-	4,50	2,70	10,00	0,35	0,23	0,60
SNUN 190412	SNUN 633	19,050	4,76	1,20	-	4,50	3,00	10,00	0,60	0,30	1,00
SNUN 190416	SNUN 634	19,050	4,76	1,60	-	4,50	3,20	10,00	0,65	0,25	1,20
SNUN 190608	SNUN 642	19,050	6,35	0,80	-	4,50	2,70	10,00	0,35	0,23	0,60
SNUN 250620	SNUN 845	25,400	6,35	2,00	-	5,50	3,00	12,00	1,00	0,30	1,50
SNUN 250720	SNUN 855	25,400	7,94	2,00	-	5,50	2,00	12,00	1,00	0,30	1,50

⊗ First choice | 1ª Escolha | 1ª Opción    ⊗ Stock Items | Itens de stock    ○ Available under request | Disponível sob consulta | Disponible bajo consulta  
 Insert Order Code: (1) Geometry code + (2) Grade code    ⊗ Available under request | Disponível sob consulta | Disponible bajo consulta

# TN = TRIANGULAR 60° NEGATIVE

TRIANGULAR 60° NEGATIVA | TRIANGULAR 60° NEGATIVA

Inserts Pastilhas Plaquitas	(1) Geometry code	(2) Grade code ISO Reference	P						M				K			N		S			
			CVD-MT						PVD				CVD-MT			UNC		PVD			
			L6	R2	R3	L7	L8	L9	G1	G4	L7	L8	L9	G1	G4	L5	L6	L9	10	G1	G4
	1120624	TNMA 110304																			
	1120625	TNMA 110308																			
	1120626	TNMA 160304																			
	1120627	TNMA 160308																			
	1120629	TNMA 160404																			
	1120630	TNMA 160408																			
	1120632	TNMA 160412																			
	1121921	TNMA 160416																			
	1120634	TNMA 220404																			
	1120635	TNMA 220408																			
	1120636	TNMA 220412																			
	1120637	TNMA 220416																			
	1121288	TNMA 220432																			
	1121554	TNMA 270608																			
	1121555	TNMA 270612																			
	1120639	TNMA 270616																			
	1120640	TNMA 330724																			
		1121556	TNMG 160404-MF																		
1121558		TNMG 160408-MF																			
1121560		TNMG 160412-MF																			
Finishing	1121369	TNMG 220408-MF																			
	1121557	TNMG 160404-MS																			
	1121559	TNMG 160408-MS																			
	1121561	TNMG 160412-MS																			
	1123757	TNMG 160404-SF																			
	1123719	TNMG 160408-SF																			
	1123758	TNMG 160412-SF																			
	1124070	TNMG 220404-SF																			
	1123759	TNMG 220408-SF																			
1124028	TNMG 220412-SF																				
	1123638	TNMG 160404-LC																			
	1122025	TNMG 160408-LC																			
	1123656	TNMG 160412-LC																			
	1123660	TNMG 220408-LC																			
	1123657	TNMG 220412-LC																			







ISO Reference	ANSI Reference	Dimensions (mm) Dimensões (mm) Dimensiones (mm)				Cutting Conditions Condições de Corte Condiciones de Corte					
		D	S	Re	d1	ap (mm)	Min	Max	fn (mm/rev)	Min	Max
TNMA 110304	TNMA 221	6,350	3,18	0,40	2,26	2,00	0,15	4,00	0,20	0,10	0,30
TNMA 110308	TNMA 222	6,350	3,18	0,80	2,26	2,00	0,15	4,00	0,35	0,15	0,60
TNMA 160304	TNMA 321	9,525	3,18	0,40	3,81	2,50	0,20	5,00	0,20	0,10	0,30
TNMA 160308	TNMA 322	9,525	3,18	0,80	3,81	2,50	0,20	5,00	0,35	0,15	0,60
TNMA 160404	TNMA 331	9,525	4,76	0,40	3,81	2,50	0,20	5,00	0,20	0,10	0,30
TNMA 160408	TNMA 332	9,525	4,76	0,80	3,81	3,50	0,20	7,00	0,35	0,15	0,60
TNMA 160412	TNMA 333	9,525	4,76	1,20	3,81	3,50	0,30	7,00	0,45	0,20	0,80
TNMA 160416	TNMA 334	9,525	4,76	1,60	3,81	3,50	0,30	7,00	0,55	0,20	1,00
TNMA 220404	TNMA 431	12,700	4,76	0,40	5,16	4,00	0,20	10,00	0,20	0,10	0,30
TNMA 220408	TNMA 432	12,700	4,76	0,80	5,16	5,00	0,20	10,00	0,35	0,15	0,60
TNMA 220412	TNMA 433	12,700	4,76	1,20	5,16	5,00	0,30	10,00	0,45	0,20	0,80
TNMA 220416	TNMA 434	12,700	4,76	1,60	5,16	5,00	0,30	10,00	0,55	0,20	1,00
TNMA 220432	TNMA 438	12,700	4,76	3,20	5,16	5,00	0,50	10,00	0,60	0,50	1,20
TNMA 270608	TNMA 542	15,875	6,35	0,80	6,35	5,00	0,30	12,00	0,35	0,15	0,60
TNMA 270612	TNMA 543	15,875	6,35	1,20	6,35	5,00	0,30	12,00	0,45	0,20	0,80
TNMA 270616	TNMA 544	15,875	6,35	1,60	6,35	5,00	0,30	12,00	0,55	0,20	1,00
TNMA 330724	TNMA 656	19,050	7,94	2,40	7,94	6,50	0,30	15,00	0,60	0,30	2,00
TNMG 160404-MF	TNMG 331-MF	9,525	4,76	0,40	3,81	0,40	0,10	1,50	0,15	0,05	0,25
TNMG 160408-MF	TNMG 332-MF	9,525	4,76	0,80	3,81	0,40	0,10	1,50	0,20	0,10	0,40
TNMG 160412-MF	TNMG 333-MF	9,525	4,76	1,20	3,81	1,00	0,20	2,50	0,30	0,15	0,60
TNMG 220408-MF	TNMG 432-MF	12,700	4,76	0,80	5,16	1,50	0,25	2,50	0,20	0,10	0,40
TNMG 160404-MS	TNMG 331-MS	9,525	4,76	0,40	3,81	2,00	0,30	3,80	0,15	0,10	0,20
TNMG 160408-MS	TNMG 332-MS	9,525	4,76	0,80	3,81	2,00	0,30	3,80	0,25	0,10	0,40
TNMG 160412-MS	TNMG 333-MS	9,525	4,76	1,20	3,81	2,00	0,40	3,80	0,30	0,15	0,60
TNMG 160404-SF	TNMG 331-SF	9,525	4,76	0,40	3,81	1,50	0,60	3,00	0,15	0,10	0,23
TNMG 160408-SF	TNMG 332-SF	9,525	4,76	0,80	3,81	1,50	0,60	3,00	0,25	0,12	0,38
TNMG 160412-SF	TNMG 333-SF	9,525	4,76	1,20	3,81	1,50	0,60	3,00	0,35	0,15	0,55
TNMG 220404-SF	TNMG 431-SF	12,700	4,76	0,40	5,16	1,50	0,60	3,00	0,20	0,10	0,35
TNMG 220408-SF	TNMG 432-SF	12,700	4,76	0,80	5,16	1,50	0,60	3,00	0,25	0,12	0,40
TNMG 220412-SF	TNMG 433-SF	12,700	4,76	1,20	5,16	1,50	0,60	3,00	0,35	0,15	0,55
TNMG 160404-LC	TNMG 331-LC	9,525	4,76	0,40	3,81	1,00	0,40	2,50	0,15	0,07	0,30
TNMG 160408-LC	TNMG 332-LC	9,525	4,76	0,80	3,81	1,50	0,40	2,50	0,20	0,10	0,40
TNMG 160412-LC	TNMG 333-LC	9,525	4,76	1,20	3,81	2,00	0,80	3,00	0,25	0,15	0,50
TNMG 220408-LC	TNMG 432-LC	12,700	4,76	0,80	5,16	2,00	0,40	3,00	0,20	0,10	0,40
TNMG 220412-LC	TNMG 433-LC	12,700	4,76	1,20	5,16	2,50	0,80	3,50	0,25	0,15	0,50

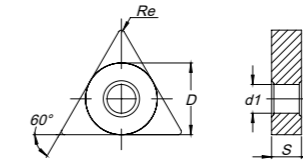
⊗ First choice | 1ª Escolha | 1ª Opción   
 ⊗ Stock Items | Itens de stock   
 ○ Available under request | Disponível sob consulta | Disponible bajo consulta  
 Insert Order Code: <sup>(1)</sup>Geometry code + <sup>(2)</sup>Grade code   
 ⊗ Available under request | Disponível sob consulta | Disponible bajo consulta

# TN = TRIANGULAR 60° NEGATIVE

TRIANGULAR 60° NEGATIVA | TRIANGULAR 60° NEGATIVA

Inserts Pastilhas Plaquetas	(1) Geometry code	(2) Grade code ISO Reference	P						M						K			N		S	
			CVD-MT			PVD			CVD-MT			PVD			CVD-MT			UNC		PVD	
			L6	R2	R3	L7	L8	L9	G1	G4	L7	L8	L9	G1	G4	L5	L6	L9	10	G1	G4
 Medium	1122000	TNMG 160308-MR				⊗	⊗														
	1121281	TNMG 160404-MR	○			⊗	⊗	⊗													
	1121269	TNMG 160408-MR	○			⊗	⊗	⊗													
	1121282	TNMG 160412-MR	○			⊗	⊗	⊗													
	1121562	TNMG 160416-MR				○	○	○													
	1121625	TNMG 220404-MR	○			⊗	⊗	⊗													
	1121305	TNMG 220408-MR	○			⊗	⊗	⊗													
	1121307	TNMG 220412-MR	○			⊗	⊗	⊗													
	1121564	TNMG 220416-MR				⊗	⊗														
 Medium	1123991	TNMG 160404-PM		⊗	⊗																
	1123917	TNMG 160408-PM		⊗	⊗																
	1123992	TNMG 160412-PM		⊗	⊗																
	1123993	TNMG 160416-PM		⊗	⊗																
	1123922	TNMG 220404-PM		⊗	⊗																
	1123923	TNMG 220408-PM		⊗	⊗																
	1123994	TNMG 220412-PM		⊗	⊗																
	1123995	TNMG 220416-PM		⊗	⊗																
	 Medium Wiper	1121376	TNMG 160408-MW	⊗			⊗	⊗	⊗						○	⊗					
1121343		TNMG 160412-MW	⊗			⊗	⊗	⊗						○	⊗						
 Roughing to Medium	1121289	TNMG 160404-SS								⊗	⊗	⊗	⊗	⊗					⊗	⊗	
	1121271	TNMG 160408-SS								⊗	⊗	⊗	⊗	⊗					⊗	⊗	
	1121290	TNMG 160412-SS								⊗	⊗	⊗	⊗	⊗					⊗	⊗	
	1121330	TNMG 220408-SS								⊗	⊗	⊗	⊗	⊗					⊗	⊗	
	1121368	TNMG 220412-SS									⊗	○	⊗						○	⊗	

⊗ First choice | 1ª Escolha | 1ª Opción    ⊗ Stock Items | Itens de stock    ○ Available under request | Disponível sob consulta | Disponible bajo consulta  
 Insert Order Code: (1) Geometry code + (2) Grade code    ⊗ Available under request | Disponível sob consulta | Disponible bajo consulta






ISO Reference	ANSI Reference	Dimensions (mm) Dimensões (mm) Dimensiones (mm)				Cutting Conditions Condições de Corte Condiciones de Corte					
		D	S	Re	d1	ap (mm)	Min	Max	fn (mm/rev)	Min	Max
TNMG 160308-MR	TNMG 322-MR	9,525	3,18	0,80	3,81	2,80	0,30	5,00	0,30	0,15	0,50
TNMG 160404-MR	TNMG 331-MR	9,525	4,76	0,40	3,81	3,00	0,40	5,00	0,20	0,10	0,30
TNMG 160408-MR	TNMG 332-MR	9,525	4,76	0,80	3,81	3,00	0,50	5,00	0,30	0,15	0,50
TNMG 160412-MR	TNMG 333-MR	9,525	4,76	1,20	3,81	3,00	0,80	5,00	0,35	0,18	0,60
TNMG 160416-MR	TNMG 334-MR	9,525	4,76	1,60	3,81	3,00	0,80	5,00	0,40	0,23	0,70
TNMG 220404-MR	TNMG 431-MR	12,700	4,76	0,40	5,16	4,00	0,40	6,60	0,20	0,10	0,30
TNMG 220408-MR	TNMG 432-MR	12,700	4,76	0,80	5,16	4,00	0,50	6,60	0,30	0,15	0,50
TNMG 220412-MR	TNMG 433-MR	12,700	4,76	1,20	5,16	4,00	0,80	6,60	0,35	0,18	0,60
TNMG 220416-MR	TNMG 434-MR	12,700	4,76	1,60	5,16	4,00	1,00	6,60	0,40	0,23	0,70
TNMG 160404-PM	TNMG 331-PM	9,525	4,76	0,40	3,81	3,00	0,40	5,00	0,20	0,10	0,30
TNMG 160408-PM	TNMG 332-PM	9,525	4,76	0,80	3,81	3,00	0,50	5,00	0,30	0,15	0,50
TNMG 160412-PM	TNMG 333-PM	9,525	4,76	1,20	3,81	3,00	0,80	5,00	0,35	0,18	0,60
TNMG 160416-PM	TNMG 334-PM	9,525	4,76	1,60	3,81	3,00	1,00	5,00	0,40	0,23	0,65
TNMG 220404-PM	TNMG 431-PM	12,700	4,76	0,40	5,16	4,00	0,40	6,60	0,20	0,10	0,30
TNMG 220408-PM	TNMG 432-PM	12,700	4,76	0,80	5,16	4,00	0,50	6,60	0,30	0,15	0,50
TNMG 220412-PM	TNMG 433-PM	12,700	4,76	1,20	5,16	4,00	0,80	6,60	0,35	0,18	0,60
TNMG 220416-PM	TNMG 434-PM	12,700	4,76	1,60	5,16	4,00	1,00	6,60	0,40	0,23	0,60
TNMG 160408-MW	TNMG 332-MW	9,525	4,76	0,80	3,81	2,00	0,50	4,50	0,35	0,15	0,60
TNMG 160412-MW	TNMG 333-MW	9,525	4,76	1,20	3,81	2,50	0,50	5,00	0,50	0,25	0,90
TNMG 160404-SS	TNMG 331-SS	9,525	4,76	0,40	3,81	2,00	0,50	4,00	0,20	0,10	0,30
TNMG 160408-SS	TNMG 332-SS	9,525	4,76	0,80	3,81	3,00	0,50	4,80	0,25	0,12	0,45
TNMG 160412-SS	TNMG 333-SS	9,525	4,76	1,20	3,81	3,00	0,50	4,80	0,30	0,15	0,60
TNMG 220408-SS	TNMG 432-SS	12,700	4,76	0,80	5,16	4,00	0,50	6,60	0,25	0,12	0,45
TNMG 220412-SS	TNMG 433-SS	12,700	4,76	1,20	5,16	4,00	0,50	6,60	0,30	0,15	0,60

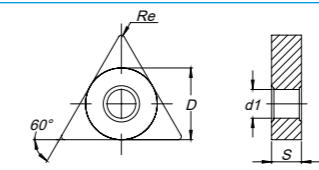


# TN = TRIANGULAR 60° NEGATIVE

TRIANGULAR 60° NEGATIVA | TRIANGULAR 60° NEGATIVA

Inserts Pastilhas Plaquetas	(1) Geometry code	(2) Grade code ISO Reference	P								M				K			N		S				
			CVD-MT				PVD				CVD-MT		PVD		CVD-MT			UNC		PVD				
			L6	R2	R3	L7	L8	L9	G1	G4	L7	L8	L9	G1	G4	L5	L6	L9	10	G1	G4			
 TNMG-ST Medium	1121209	TNMG 110304-ST																						
	1121210	TNMG 110308-ST																						
	1121211	TNMG 160304-ST																						
	1121212	TNMG 160308-ST																						
	1121294	TNMG 160404-ST																						
	1121268	TNMG 160408-ST																						
	1121348	TNMG 160412-ST																						
	1121563	TNMG 160416-ST																						
	1121349	TNMG 220404-ST																						
	1121350	TNMG 220408-ST																						
	1121354	TNMG 220412-ST																						
	1121351	TNMG 220416-ST																						
	1121566	TNMG 270608-ST																						
	1121569	TNMG 270612-ST																						
	1121571	TNMG 270616-ST																						
1121572	TNMG 330924-ST																							
 TNMG-HR Roughing	1121270	TNMG 160408-HR																						
	1121283	TNMG 160412-HR																						
	1121306	TNMG 220408-HR																						
	1121308	TNMG 220412-HR																						
	1121309	TNMG 220416-HR																						
	1121567	TNMG 270612-HR																						
	1121570	TNMG 270616-HR																						
	1121631	TNMG 330924-HR																						
 TNMX-01 Medium to Finishing	1121004	TNMX 160404-L01																						
	1120713	TNMX 160404-R01																						
	1121005	TNMX 160408-L01																						
	1121006	TNMX 160408-R01																						

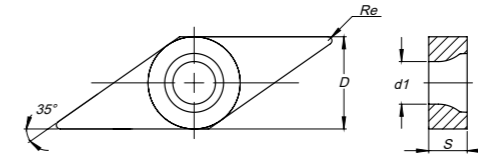
⊗ First choice | 1ª Escolha | 1ª Opción   
 ⊗ Stock Items | Itens de stock   
 ○ Available under request | Disponível sob consulta | Disponible bajo consulta  
 Insert Order Code: <sup>(1)</sup> Geometry code + <sup>(2)</sup> Grade code   
 ⊗ Available under request | Disponível sob consulta | Disponible bajo consulta



ISO Reference	ANSI Reference	Dimensions (mm) Dimensões (mm) Dimensiones (mm)				Cutting Conditions Condições de Corte Condiciones de Corte					
		D	S	Re	d1	ap (mm)	Min	Max	fn (mm/rev)	Min	Max
TNMG 110304-ST	TNMG 221-ST	6,350	3,18	0,40	2,26	2,00	0,15	4,50	0,22	0,15	0,30
TNMG 110308-ST	TNMG 222-ST	6,350	3,18	0,80	2,26	2,00	0,15	4,50	0,35	0,15	0,50
TNMG 160304-ST	TNMG 321-ST	9,525	3,18	0,40	3,81	3,00	0,20	5,50	0,22	0,15	0,30
TNMG 160308-ST	TNMG 322-ST	9,525	3,18	0,80	3,81	3,00	0,20	5,50	0,35	0,15	0,50
TNMG 160404-ST	TNMG 331-ST	9,525	4,76	0,40	3,81	3,00	0,20	5,50	0,22	0,15	0,30
TNMG 160408-ST	TNMG 332-ST	9,525	4,76	0,80	3,81	3,00	0,20	5,50	0,35	0,15	0,50
TNMG 160412-ST	TNMG 333-ST	9,525	4,76	1,20	3,81	3,00	0,30	5,50	0,40	0,15	0,60
TNMG 160416-ST	TNMG 334-ST	9,525	4,76	1,60	3,81	3,00	0,30	5,50	0,40	0,15	0,60
TNMG 220404-ST	TNMG 431-ST	12,700	4,76	0,40	5,16	4,00	0,20	8,00	0,22	0,15	0,30
TNMG 220408-ST	TNMG 432-ST	12,700	4,76	0,80	5,16	4,00	0,20	8,00	0,35	0,15	0,50
TNMG 220412-ST	TNMG 433-ST	12,700	4,76	1,20	5,16	4,00	0,30	8,00	0,40	0,15	0,60
TNMG 220416-ST	TNMG 434-ST	12,700	4,76	1,60	5,16	4,00	0,30	8,00	0,45	0,20	0,70
TNMG 270608-ST	TNMG 542-ST	15,875	6,35	0,80	6,35	4,40	0,30	8,80	0,35	0,15	0,50
TNMG 270612-ST	TNMG 543-ST	15,875	6,35	1,20	6,35	4,40	0,30	8,80	0,40	0,15	0,60
TNMG 270616-ST	TNMG 544-ST	15,875	6,35	1,60	6,35	4,40	0,30	8,80	0,45	0,20	0,70
TNMG 330924-ST	TNMG 666-ST	19,050	9,52	2,40	7,94	4,80	0,30	10,50	0,60	0,25	1,40
TNMG 160408-HR	TNMG 332-HR	9,525	4,76	0,80	3,81	3,00	0,80	6,00	0,35	0,20	0,55
TNMG 160412-HR	TNMG 333-HR	9,525	4,76	1,20	3,81	3,00	1,00	6,00	0,40	0,25	0,70
TNMG 220408-HR	TNMG 432-HR	12,700	4,76	0,80	5,16	4,00	0,80	6,50	0,35	0,20	0,55
TNMG 220412-HR	TNMG 433-HR	12,700	4,76	1,20	5,16	4,00	1,00	7,00	0,40	0,25	0,70
TNMG 220416-HR	TNMG 434-HR	12,700	4,76	1,60	5,16	4,00	1,50	7,00	0,60	0,25	0,90
TNMG 270612-HR	TNMG 543-HR	15,875	6,35	1,20	6,35	6,00	2,00	10,00	0,40	0,25	0,70
TNMG 270616-HR	TNMG 544-HR	15,875	6,35	1,60	6,35	6,00	2,00	10,00	0,60	0,35	0,90
TNMG 330924-HR	TNMG 666-HR	19,050	9,52	2,40	7,94	7,00	2,00	12,00	0,80	0,40	1,20
TNMX 160404-L01	TNMX 331-L01	9,525	4,76	0,40	3,81	2,50	1,00	3,50	0,15	0,12	0,30
TNMX 160404-R01	TNMX 331-R01	9,525	4,76	0,40	3,81	2,50	1,00	3,50	0,15	0,12	0,30
TNMX 160408-L01	TNMX 332-L01	9,525	4,76	0,80	3,81	2,50	1,30	3,50	0,30	0,15	0,50
TNMX 160408-R01	TNMX 332-R01	9,525	4,76	0,80	3,81	2,50	1,30	3,50	0,30	0,15	0,50

# VN = RHOMBIC 35° NEGATIVE

## RÔMBICA 35° NEGATIVA | RÓMBICA 35° NEGATIVA



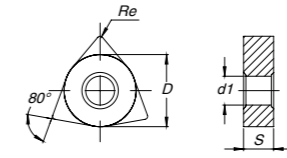
Inserts Pastilhas Plaquetas	(1) Geometry code	(2) Grade code ISO Reference	P								M				K			N	S		
			CVD-MT				PVD				CVD-MT				PVD			UNC	PVD		
			L6	R2	R3	L7	L8	L9	G1	G4	L7	L8	L9	G1	G4	L5	L6	L9	10	G1	G4
VNMA Roughing	1120819	VNMA 160404																			
	1121077	VNMA 160408																			
VNMG-MF Roughing	1123635	VNMG 160404-MF																			
	1123636	VNMG 160408-MF																			
VNMG-MS Medium to Finishing	1121579	VNMG 160404-MS																			
	1121580	VNMG 160408-MS																			
VNMG-SF Medium to Finishing	1123760	VNMG 160404-SF																			
	1123761	VNMG 160408-SF																			
	1123762	VNMG 160412-SF																			
VNMG-LC Medium to Finishing	1123659	VNMG 160408-LC																			
VNMG-MR Medium	1121278	VNMG 160404-MR	○																		
	1121279	VNMG 160408-MR	○																		
	1121581	VNMG 220408-MR	○																		
VNMG-SS Roughing to Medium	1121367	VNMG 160404-SS																			
	1121295	VNMG 160408-SS																			
VNMG-ST Medium	1121276	VNMG 160404-ST																			
	1121277	VNMG 160408-ST																			

ISO Reference	ANSI Reference	Dimensions (mm) Dimensões (mm) Dimensiones (mm)				Cutting Conditions Condições de Corte Condiciones de Corte					
		D	S	Re	d1	ap (mm)	Min	Max	fn (mm/rev)	Min	Max
VNMA 160404	VNMA 331	9,525	4,76	0,40	3,81	0,20	0,10	3,30	0,15	0,08	0,25
VNMA 160408	VNMA 332	9,525	4,76	0,80	3,81	0,20	0,10	3,30	0,30	0,10	0,50
VNMG 160404-MF	VNMG 331-MF	9,525	4,76	0,40	3,81	0,40	0,10	1,50	0,15	0,05	0,25
VNMG 160408-MF	VNMG 332-MF	9,525	4,76	0,80	3,81	0,40	0,10	1,50	0,20	0,10	0,40
VNMG 160404-MS	VNMG 331-MS	9,525	4,76	0,40	3,81	2,00	0,20	4,00	0,15	0,10	0,20
VNMG 160408-MS	VNMG 332-MS	9,525	4,76	0,80	3,81	2,50	0,20	4,00	0,25	0,15	0,40
VNMG 160404-SF	VNMG 331-SF	9,525	4,76	0,40	3,81	1,50	0,60	3,00	0,15	0,10	0,23
VNMG 160408-SF	VNMG 332-SF	9,525	4,76	0,80	3,81	1,50	0,60	3,00	0,25	0,12	0,38
VNMG 160412-SF	VNMG 333-SF	9,525	4,76	1,20	3,81	1,50	0,60	3,00	0,35	0,15	0,55
VNMG 160404-LC	VNMG 331-LC	9,525	4,76	0,40	3,81	1,00	0,35	2,00	0,12	0,08	0,35
VNMG 160404-MR	VNMG 331-MR	9,525	4,76	0,40	3,81	3,00	1,00	4,00	0,25	0,10	0,30
VNMG 160408-MR	VNMG 332-MR	9,525	4,76	0,80	3,81	3,00	1,00	4,00	0,30	0,15	0,50
VNMG 220408-MR	VNMG 432-MR	12,700	4,76	0,80	5,16	4,00	1,50	5,00	0,35	0,15	0,50
VNMG 160404-SS	VNMG 331-SS	9,525	4,76	0,40	3,81	1,50	0,50	4,00	0,20	0,10	0,30
VNMG 160408-SS	VNMG 332-SS	9,525	4,76	0,80	3,81	2,00	0,50	4,00	0,25	0,12	0,45
VNMG 160404-ST	VNMG 331-ST	9,525	4,76	0,40	3,81	2,00	0,20	3,50	0,30	0,15	0,40
VNMG 160408-ST	VNMG 332-ST	9,525	4,76	0,80	3,81	2,00	0,30	3,50	0,35	0,15	0,50

⊗ First choice | 1ª Escolha | 1ª Opción   
 ⊗ Stock Items | Itens de stock   
 ○ Available under request | Disponível sob consulta | Disponible bajo consulta  
 Insert Order Code: <sup>(1)</sup>Geometry code + <sup>(2)</sup>Grade code   
 ⊗ Available under request | Disponível sob consulta | Disponible bajo consulta

# WN = TRIGON 80° NEGATIVE

TRIGONAL 80° NEGATIVA | TRIGONA 80° NEGATIVA



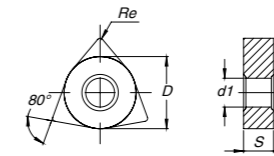
Inserts Pastilhas Plaquetas	(1) Geometry code	(2) Grade code ISO Reference	P						M				K			N		S					
			CVD-MT						PVD				CVD-MT			UNC		PVD					
			L6	R2	R3	L7	L8	L9	G1	G4	L7	L8	L9	G1	G4	L5	L6	L9	10	G1	G4		
WNMA  Roughing	1122002	WNMA 060408													⊗	⊗							
	1120834	WNMA 080404													⊗	⊗							
	1120835	WNMA 080408													⊗	⊗							
	1121076	WNMA 080412													⊗	⊗							
	1121582	WNMA 080416													⊗	⊗							
WNMG-MF  Finishing	1121205	WNMG 06T304-MF				⊗	⊗		○		⊗	⊗		○									
	1121206	WNMG 06T308-MF				⊗	⊗		○		⊗	⊗		○									
	1121586	WNMG 06T312-MF				⊗	⊗		○		⊗	⊗		○									
	1121207	WNMG 060404-MF				⊗	⊗		○		⊗	⊗		○									
	1121208	WNMG 060408-MF				⊗	⊗		○		⊗	⊗		○									
	1121583	WNMG 060412-MF				⊗	⊗		○		⊗	⊗		○									
	1121213	WNMG 080404-MF				⊗	⊗		⊗		⊗	⊗		⊗									
	1121214	WNMG 080408-MF				⊗	⊗		⊗		⊗	⊗		⊗									
1121589	WNMG 080412-MF				⊗	⊗		○		⊗	⊗		○										
WNMG-MS  Medium to Finishing	1121910	WNMG 060404-MS													⊗							⊗	
	1121911	WNMG 060408-MS													⊗							⊗	
	1121588	WNMG 080408-MS													⊗			⊗				⊗	
	1121590	WNMG 080412-MS													⊗			⊗				⊗	
WNMG-SF  Medium to Finishing	1123763	WNMG 060404-SF													⊗	⊗					⊗	⊗	
	1123764	WNMG 060408-SF													⊗	⊗					⊗	⊗	
	1123765	WNMG 060412-SF													⊗	⊗					⊗	⊗	
	1123766	WNMG 080404-SF													⊗	⊗					⊗	⊗	
	1123721	WNMG 080408-SF													⊗	⊗					⊗	⊗	
	1123767	WNMG 080412-SF													⊗	⊗					⊗	⊗	
WNMG-LC  Medium to Finishing	1123658	WNMG 080408-LC				⊗	⊗																
WNMG-MR  Medium	1121262	WNMG 06T304-MR				⊗	⊗		○														
	1121167	WNMG 06T308-MR				⊗	⊗		○														
	1121587	WNMG 06T312-MR				⊗	⊗		○														
	1121240	WNMG 060404-MR				⊗	⊗		○														
	1121168	WNMG 060408-MR				⊗	⊗		○														
	1121584	WNMG 060412-MR				⊗	⊗		○														
Spare Parts	1121356	WNMG 080404-MR	○			⊗	⊗	⊗															
	1121327	WNMG 080408-MR	⊗			⊗	⊗	⊗															
	1121261	WNMG 080412-MR	○			⊗	⊗	⊗															
	1121592	WNMG 080416-MR				⊗	⊗	⊗															

ISO Reference	ANSI Reference	Dimensions (mm) Dimensões (mm) Dimensiones (mm)				Cutting Conditions Condições de Corte Condiciones de Corte					
		D	S	Re	d1	ap (mm)	Min	Max	fn (mm/rev)	Min	Max
WNMA 060408	WNMA 332	9,525	4,76	0,80	3,81	2,50	0,20	4,00	0,35	0,15	0,60
WNMA 080404	WNMA 431	12,700	4,76	0,40	5,16	2,80	0,20	5,00	0,22	0,15	0,30
WNMA 080408	WNMA 432	12,700	4,76	0,80	5,16	3,00	0,20	5,00	0,35	0,15	0,60
WNMA 080412	WNMA 433	12,700	4,76	1,20	5,16	3,00	0,30	5,00	0,45	0,20	0,80
WNMA 080416	WNMA 434	12,700	4,76	1,60	5,16	3,00	0,30	5,00	0,55	0,20	1,00
WNMG 06T304-MF	WNMG 32.51-MF	9,525	3,97	0,40	3,81	0,40	0,10	1,50	0,15	0,05	0,30
WNMG 06T308-MF	WNMG 32.52-MF	9,525	3,97	0,80	3,81	0,40	0,10	1,50	0,20	0,10	0,40
WNMG 06T312-MF	WNMG 32.53-MF	9,525	3,97	1,20	3,81	0,40	0,15	1,50	0,30	0,15	0,60
WNMG 060404-MF	WNMG 331-MF	9,525	4,76	0,40	3,81	0,40	0,10	1,50	0,15	0,05	0,30
WNMG 060408-MF	WNMG 332-MF	9,525	4,76	0,80	3,81	0,40	0,10	1,50	0,20	0,10	0,40
WNMG 060412-MF	WNMG 333-MF	9,525	4,76	1,20	3,81	0,40	0,15	1,50	0,30	0,15	0,60
WNMG 080404-MF	WNMG 431-MF	12,700	4,76	0,40	5,16	0,60	0,10	2,00	0,15	0,05	0,30
WNMG 080408-MF	WNMG 432-MF	12,700	4,76	0,80	5,16	0,60	0,10	2,00	0,20	0,10	0,40
WNMG 080412-MF	WNMG 433-MF	12,700	4,76	1,20	5,16	0,60	0,15	2,00	0,30	0,15	0,60
WNMG 060404-MS	WNMG 331-MS	9,525	4,76	0,40	3,81	1,20	0,30	2,20	0,15	0,10	0,20
WNMG 060408-MS	WNMG 332-MS	9,525	4,76	0,80	3,81	1,20	0,30	2,20	0,25	0,20	0,40
WNMG 080408-MS	WNMG 432-MS	12,700	4,76	0,80	5,16	2,50	0,70	4,00	0,25	0,20	0,40
WNMG 080412-MS	WNMG 433-MS	12,700	4,76	1,20	5,16	2,50	1,00	4,00	0,30	0,25	0,55
WNMG 060404-SF	WNMG 331-SF	9,525	4,76	0,40	3,81	1,50	0,60	3,00	0,15	0,10	0,23
WNMG 060408-SF	WNMG 332-SF	9,525	4,76	0,80	3,81	1,50	0,60	3,00	0,25	0,12	0,38
WNMG 060412-SF	WNMG 333-SF	9,525	4,76	1,20	3,81	1,50	0,60	3,00	0,35	0,15	0,55
WNMG 080404-SF	WNMG 431-SF	12,700	4,76	0,40	5,16	1,50	0,60	3,00	0,15	0,10	0,23
WNMG 080408-SF	WNMG 432-SF	12,700	4,76	0,80	5,16	1,50	0,60	3,00	0,25	0,12	0,38
WNMG 080412-SF	WNMG 433-SF	12,700	4,76	1,20	5,16	1,50	0,60	3,00	0,35	0,15	0,55
WNMG 080408-LC	WNMG 432-LC	12,700	4,76	0,40	5,16	1,50	0,40	2,50	0,15	0,10	0,35
WNMG 06T304-MR	WNMG 32.51-MR	9,525	3,97	0,40	3,81	2,00	0,50	3,00	0,22	0,10	0,30
WNMG 06T308-MR	WNMG 32.52-MR	9,525	3,97	0,80	3,81	2,00	0,50	3,00	0,30	0,15	0,50
WNMG 06T312-MR	WNMG 32.53-MR	9,525	3,97	1,20	3,81	2,00	0,80	3,00	0,35	0,18	0,60
WNMG 060404-MR	WNMG 331-MR	9,525	4,76	0,40	3,81	2,00	0,50	3,00	0,22	0,10	0,30
WNMG 060408-MR	WNMG 332-MR	9,525	4,76	0,80	3,81	2,00	0,50	3,00	0,30	0,15	0,50
WNMG 060412-MR	WNMG 333-MR	9,525	4,76	1,20	3,81	2,00	0,80	3,00	0,35	0,18	0,60
WNMG 080404-MR	WNMG 431-MR	12,700	4,76	0,40	5,16	2,50	0,50	4,00	0,22	0,10	0,30
WNMG 080408-MR	WNMG 432-MR	12,700	4,76	0,80	5,16	2,50	0,50	4,00	0,30	0,15	0,50
WNMG 080412-MR	WNMG 433-MR	12,700	4,76	1,20	5,16	2,50	0,80	4,00	0,35	0,18	0,60
WNMG 080416-MR	WNMG 434-MR	12,700	4,76	1,60	5,16	3,00	1,00	4,00	0,40	0,23	0,65

⊗ First choice | 1ª Escolha | 1ª Opción    ⊗ Stock Items | Itens de stock    ○ Available under request | Disponível sob consulta | Disponible bajo consulta  
 Insert Order Code: (1) Geometry code + (2) Grade code    ⊗ Available under request | Disponível sob consulta | Disponible bajo consulta

# WN = TRIGON 80° NEGATIVE

TRIGONAL 80° NEGATIVA | TRIGONA 80° NEGATIVA



Inserts Pastilhas Plaquetas	(1) Geometry code	(2) Grade code ISO Reference	P						M						K			N		S	
			CVD-MT			PVD			CVD-MT			PVD			CVD-MT			UNC		PVD	
			L6	R2	R3	L7	L8	L9	G1	G4	L7	L8	L9	G1	G4	L5	L6	L9	10	G1	G4
 Medium	1123988	WNMG 080404-PM																			
	1123918	WNMG 080408-PM																			
	1123989	WNMG 080412-PM																			
	1123990	WNMG 080416-PM																			
 Medium	1121370	WNMG 060408-MW																			
	1121585	WNMG 060412-MW																			
	1121372	WNMG 080408-MW																			
	1121371	WNMG 080412-MW																			
 Roughing to Medium	1121321	WNMG 06T304-SS																			
	1121324	WNMG 06T308-SS																			
	1121322	WNMG 060404-SS																			
	1121325	WNMG 060408-SS																			
	1121323	WNMG 080404-SS																			
 Medium	1121162	WNMG 080404-ST																			
	1121163	WNMG 080408-ST																			
	1121164	WNMG 080412-ST																			
	1121593	WNMG 080416-ST																			
 Roughing	1121127	WNMG 080408-HR																			
	1121128	WNMG 080412-HR																			

ISO Reference	ANSI Reference	Dimensions (mm) Dimensões (mm) Dimensiones (mm)				Cutting Conditions Condições de Corte Condiciones de Corte					
		D	S	Re	d1	ap (mm)	Min	Max	fn (mm/rev)	Min	Max
WNMG 080404-PM	WNMG 431-PM	12,700	4,76	0,40	5,16	2,50	0,50	4,00	0,22	0,10	0,30
WNMG 080408-PM	WNMG 432-PM	12,700	4,76	0,80	5,16	2,50	0,50	4,00	0,30	0,15	0,50
WNMG 080412-PM	WNMG 433-PM	12,700	4,76	1,20	5,16	2,50	0,80	4,00	0,35	0,18	0,60
WNMG 080416-PM	WNMG 434-PM	12,700	4,76	1,60	5,16	3,00	1,00	4,50	0,35	0,20	0,65
WNMG 060408-MW	WNMG 332-MW	9,525	4,76	0,80	3,81	1,50	0,50	3,50	0,30	0,15	0,60
WNMG 060412-MW	WNMG 333-MW	9,525	4,76	1,20	3,81	1,50	0,80	3,50	0,50	0,20	0,90
WNMG 080408-MW	WNMG 432-MW	12,700	4,76	0,80	5,16	3,00	0,50	5,00	0,30	0,15	0,60
WNMG 080412-MW	WNMG 433-MW	12,700	4,76	1,20	5,16	3,50	0,80	6,00	0,50	0,20	0,90
WNMG 06T304-SS	WNMG 32.51-SS	9,525	3,97	0,40	3,81	2,00	0,50	3,00	0,20	0,12	0,30
WNMG 06T308-SS	WNMG 32.52-SS	9,525	3,97	0,80	3,81	2,00	0,50	3,00	0,25	0,12	0,45
WNMG 060404-SS	WNMG 331-SS	9,525	4,76	0,40	3,81	2,00	0,50	3,00	0,20	0,12	0,30
WNMG 060408-SS	WNMG 332-SS	9,525	4,76	0,80	3,81	2,00	0,50	3,00	0,25	0,12	0,45
WNMG 080404-SS	WNMG 431-SS	12,700	4,76	0,40	5,16	2,00	0,50	3,00	0,20	0,12	0,30
WNMG 080408-SS	WNMG 432-SS	12,700	4,76	0,80	5,16	2,50	0,50	4,00	0,25	0,12	0,45
WNMG 080412-SS	WNMG 433-SS	12,700	4,76	1,20	5,16	2,50	0,50	4,00	0,30	0,15	0,60
WNMG 080404-ST	WNMG 431-ST	12,700	4,76	0,40	5,16	2,50	0,20	5,00	0,22	0,15	0,30
WNMG 080408-ST	WNMG 432-ST	12,700	4,76	0,80	5,16	2,50	0,20	5,00	0,35	0,15	0,50
WNMG 080412-ST	WNMG 433-ST	12,700	4,76	1,20	5,16	2,50	0,30	5,00	0,40	0,15	0,60
WNMG 080416-ST	WNMG 434-ST	12,700	4,76	1,60	5,16	2,50	0,30	5,00	0,45	0,20	0,70
WNMG 080408-HR	WNMG 432-HR	12,700	4,76	0,80	5,16	4,00	0,80	5,00	0,35	0,20	0,55
WNMG 080412-HR	WNMG 433-HR	12,700	4,76	1,20	5,16	4,00	1,50	5,00	0,40	0,25	0,70

⊗ First choice | 1ª Escolha | 1ª Opción   
 ⊗ Stock Items | Itens de stock   
 ○ Available under request | Disponível sob consulta | Disponible bajo consulta  
 Insert Order Code: <sup>(1)</sup>Geometry code + <sup>(2)</sup>Grade code   
 ⊗ Available under request | Disponível sob consulta | Disponible bajo consulta



# CC = RHOMBIC 80° POSITIVE

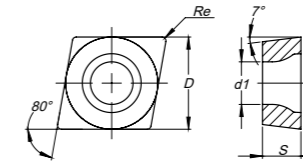
## RÔMBICA 80° POSITIVA | RÔMBICA 80° POSITIVA

Inserts Pastilhas Plaquetas	(1) Geometry code	(2) Grade code ISO Reference	P						M						K			N		S	
			CVD-MT			PVD			CVD-MT			PVD			UNC	CVD-MT		UNC	PVD		
			R2	R3	L7	L8	L9	G1	G4	L7	L8	L9	G1	G4	25	L5	L6	L9	10	G1	G4
	1120205	CCMW 060202																			
	1120206	CCMW 060204																			
	1120207	CCMW 060208																			
	1120208	CCMW 080204																			
	1120209	CCMW 080304																			
	1120871	CCMW 080308																			
	1120210	CCMW 090304																			
	1120211	CCMW 090308																			
	1121746	CCMW 09T302																			
	1120212	CCMW 09T304																			
	1120213	CCMW 09T308																			
	1120214	CCMW 120404																			
	1120215	CCMW 120408																			
	1121421	CCMW 120412																			
	1121655	CCMT 060202-FP																			
	1121658	CCMT 060204-FP																			
	1121690	CCMT 09T302-FP																			
	1121666	CCMT 09T304-FP																			
	1121652	CCMT 09T308-FP																			
	1121665	CCMT 120404-FP																			
	1121620	CCMT 060202-BO																			
	1121621	CCMT 060204-BO																			
	1121601	CCMT 09T304-BO																			
	1121622	CCMT 09T308-BO																			
	1121624	CCMT 120404-BO																			
	1121623	CCMT 120408-BO																			
	1121654	CCMT 060202-FM																			
	1121657	CCMT 060204-FM																			
	1121689	CCMT 09T302-FM																			
	1121692	CCMT 09T304-FM																			
	1121651	CCMT 09T308-FM																			
	1121664	CCMT 120404-FM																			
	1121653	CCMT 060202-FK																			
	1121656	CCMT 060204-FK																			
	1121688	CCMT 09T302-FK																			
	1121691	CCMT 09T304-FK																			
	1121663	CCMT 120404-FK																			

⊗ First choice | 1ª Escolha | 1ª Opción   
 ⊗ Stock Items | Itens de stock   
 ○ Available under request | Disponível sob consulta | Disponible bajo consulta  
⊗ Available under request | Disponível sob consulta | Disponible bajo consulta

Insert Order Code: (1) Geometry code + (2) Grade code

## RELIEF ANGLE 7°



ISO Reference	ANSI Reference	Dimensions (mm) Dimensões (mm) Dimensiones (mm)				Cutting Conditions Condições de Corte Condiciones de Corte					
		D	S	Re	d1	ap (mm)	Min	Max	fn (mm/rev)	Min	Max
CCMW 060202	CCMW 21.50.5	6,350	2,38	0,20	2,80	1,50	0,05	3,00	0,10	0,04	0,13
CCMW 060204	CCMW 21.51	6,350	2,38	0,40	2,80	1,50	0,05	3,00	0,20	0,08	0,26
CCMW 060208	CCMW 21.52	6,350	2,38	0,80	2,80	1,50	0,05	3,00	0,40	0,16	0,53
CCMW 080204	CCMW 2.51.51	7,940	2,38	0,40	3,40	1,50	0,05	3,00	0,20	0,08	0,26
CCMW 080304	CCMW 2.52.1	7,940	3,18	0,40	3,40	1,50	0,05	3,00	0,20	0,08	0,26
CCMW 080308	CCMW 2.52.2	7,940	3,18	0,80	3,40	1,50	0,05	3,00	0,40	0,16	0,53
CCMW 090304	CCMW 321	9,525	3,18	0,40	4,40	1,50	0,05	3,00	0,20	0,08	0,26
CCMW 090308	CCMW 322	9,525	3,18	0,80	4,40	1,50	0,05	3,00	0,40	0,16	0,53
CCMW 09T302	CCMW 32.50.5	9,525	3,97	0,20	4,40	1,50	0,05	3,00	0,10	0,04	0,13
CCMW 09T304	CCMW 32.51	9,525	3,97	0,40	4,40	2,30	0,05	4,50	0,20	0,08	0,26
CCMW 09T308	CCMW 32.52	9,525	3,97	0,80	4,40	2,30	0,05	4,50	0,40	0,16	0,53
CCMW 120404	CCMW 431	12,700	4,76	0,40	5,50	3,10	0,05	6,00	0,20	0,08	0,26
CCMW 120408	CCMW 432	12,700	4,76	0,80	5,50	3,10	0,05	6,00	0,40	0,16	0,53
CCMW 120412	CCMW 433	12,700	4,76	1,20	5,50	3,10	0,05	6,00	0,60	0,24	0,80
CCMT 060202-FP	CCMT 21.50.5-FP	6,350	2,38	0,20	2,80	0,30	0,06	1,70	0,06	0,03	0,11
CCMT 060204-FP	CCMT 21.51-FP	6,350	2,38	0,40	2,80	0,30	0,10	1,70	0,08	0,05	0,17
CCMT 09T302-FP	CCMT 32.50.5-FP	9,525	3,97	0,20	4,40	0,35	0,08	2,00	0,08	0,04	0,13
CCMT 09T304-FP	CCMT 32.51-FP	9,525	3,97	0,40	4,40	0,35	0,11	2,00	0,11	0,06	0,23
CCMT 09T308-FP	CCMT 32.52-FP	9,525	3,97	0,80	4,40	0,35	0,15	2,00	0,20	0,08	0,45
CCMT 120404-FP	CCMT 431-FP	12,700	4,76	0,40	5,50	0,42	0,14	2,40	0,14	0,07	0,27
CCMT 060202-BO	CCMT 21.50.5-BO	6,350	2,38	0,20	2,80	0,50	0,30	1,00	0,08	0,05	0,13
CCMT 060204-BO	CCMT 21.51-BO	6,350	2,38	0,40	2,80	0,50	0,30	1,00	0,13	0,08	0,20
CCMT 09T304-BO	CCMT 32.51-BO	9,525	3,97	0,40	4,40	0,80	0,50	1,20	0,13	0,08	0,20
CCMT 09T308-BO	CCMT 32.52-BO	9,525	3,97	0,80	4,40	0,80	0,50	1,20	0,20	0,10	0,30
CCMT 120404-BO	CCMT 431-BO	12,700	4,76	0,40	5,50	1,00	0,50	1,50	0,13	0,08	0,20
CCMT 120408-BO	CCMT 432-BO	12,700	4,76	0,80	5,50	1,00	0,50	1,50	0,20	0,10	0,30
CCMT 060202-FM	CCMT 21.50.5-FM	6,350	2,38	0,20	2,80	0,30	0,06	1,70	0,06	0,03	0,11
CCMT 060204-FM	CCMT 21.51-FM	6,350	2,38	0,40	2,80	0,30	0,10	1,70	0,08	0,05	0,17
CCMT 09T302-FM	CCMT 32.50.5-FM	9,525	3,97	0,20	4,40	0,35	0,08	2,00	0,08	0,04	0,13
CCMT 09T304-FM	CCMT 32.51-FM	9,525	3,97	0,40	4,40	0,35	0,11	2,00	0,11	0,06	0,23
CCMT 09T308-FM	CCMT 32.52-FM	9,525	3,97	0,80	4,40	0,35	0,15	2,00	0,20	0,08	0,45
CCMT 120404-FM	CCMT 431-FM	12,700	4,76	0,40	5,50	0,42	0,14	2,40	0,14	0,07	0,27
CCMT 060202-FK	CCMT 21.50.5-FK	6,350	2,38	0,20	2,80	0,30	0,06	1,70	0,06	0,03	0,11
CCMT 060204-FK	CCMT 21.51-FK	6,350	2,38	0,40	2,80	0,30	0,10	1,70	0,08	0,05	0,17
CCMT 09T302-FK	CCMT 32.50.5-FK	9,525	3,97	0,20	4,40	0,35	0,08	2,00	0,08	0,04	0,13
CCMT 09T304-FK	CCMT 32.51-FK	9,525	3,97	0,40	4,40	0,35	0,11	2,00	0,11	0,06	0,23
CCMT 120404-FK	CCMT 431-FK	12,700	4,76	0,40	5,50	0,42	0,14	2,40	0,14	0,07	0,27

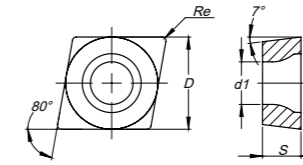
# CC = RHOMBIC 80° POSITIVE

## RÔMBICA 80° POSITIVA | RÔMBICA 80° POSITIVA

Inserts Pastilhas Plaquetas	(1) Geometry code	(2) Grade code ISO Reference	P						M					K				N		S	
			CVD-MT			PVD			CVD-MT			PVD		UNC	CVD-MT			UNC	PVD		
			R2	R3	L7	L8	L9	G1	G4	L7	L8	L9	G1	G4	25	L5	L6	L9	10	G1	G4
CCMT-FW 	1121398	CCMT 060204-FW																			
	1121743	CCMT 060208-FW																			
	1121399	CCMT 09T304-FW																			
	1121744	CCMT 09T308-FW																			
Fine Finishing Wiper 	1123801	CCMT 060204-LM																			
	1123773	CCMT 09T304-LM																			
	1123804	CCMT 120404-LM																			
Finishing 	1121697	CCMT 060204-MP																			
	1121661	CCMT 060208-MP																			
	1121700	CCMT 09T304-MP																			
	1121687	CCMT 09T308-MP																			
	1121719	CCMT 120404-MP																			
	1121722	CCMT 120408-MP																			
	1121724	CCMT 120412-MP																			
	CCMT-MM 	1121696	CCMT 060204-MM																		
1121660		CCMT 060208-MM																			
1121699		CCMT 09T304-MM																			
1121686		CCMT 09T308-MM																			
1121718		CCMT 120404-MM																			
1121721		CCMT 120408-MM																			
1121723		CCMT 120412-MM																			
CCMT-MK 	1121695	CCMT 060204-MK																			
	1121659	CCMT 060208-MK																			
	1121698	CCMT 09T304-MK																			
	1121685	CCMT 09T308-MK																			
	1121717	CCMT 120404-MK																			
1121720	CCMT 120408-MK																				
CCMT-MW 	1121462	CCMT 060208-MW																			
	1121400	CCMT 09T304-MW																			
	1121411	CCMT 09T308-MW																			
	1121412	CCMT 120404-MW																			
	1121413	CCMT 120408-MW																			

⊗ First choice | 1ª Escolha | 1ª Opción   
 ⊗ Stock Items | Itens de stock   
 ○ Available under request | Disponível sob consulta | Disponible bajo consulta  
 Insert Order Code: (1) Geometry code + (2) Grade code   
 ⊗ Available under request | Disponível sob consulta | Disponible bajo consulta



## RELIEF ANGLE 7°



ISO Reference	ANSI Reference	Dimensions (mm) Dimensões (mm) Dimensiones (mm)				Cutting Conditions Condições de Corte Condiciones de Corte					
		D	S	Re	d1	ap (mm)	Min	Max	fn (mm/rev)	Min	Max
CCMT 060204-FW	CCMT 21.51-FW	6,350	2,38	0,40	2,80	0,80	0,30	2,00	0,12	0,05	0,30
CCMT 060208-FW	CCMT 21.52-FW	6,350	2,38	0,80	2,80	0,80	0,30	2,00	0,15	0,09	0,35
CCMT 09T304-FW	CCMT 32.51-FW	9,525	3,97	0,40	4,40	1,00	0,30	3,00	0,20	0,07	0,30
CCMT 09T308-FW	CCMT 32.52-FW	9,525	3,97	0,80	4,40	1,00	0,30	3,00	0,25	0,12	0,50
CCMT 060204-LM	CCMT 21.51-LM	6,350	2,38	0,40	2,80	0,50	0,20	2,00	0,10	0,08	0,20
CCMT 09T304-LM	CCMT 32.51-LM	9,525	3,97	0,40	4,40	0,50	0,25	2,50	0,15	0,10	0,30
CCMT 120404-LM	CCMT 431-LM	12,700	4,76	0,40	5,50	0,80	0,30	3,00	0,18	0,12	0,35
CCMT 060204-MP	CCMT 21.51-MP	6,350	2,38	0,40	2,80	0,64	0,20	2,40	0,11	0,06	0,17
CCMT 060208-MP	CCMT 21.52-MP	6,350	2,38	0,80	2,80	0,64	0,40	2,40	0,18	0,08	0,35
CCMT 09T304-MP	CCMT 32.51-MP	9,525	3,97	0,40	4,40	0,64	0,25	3,00	0,15	0,08	0,23
CCMT 09T308-MP	CCMT 32.52-MP	9,525	3,97	0,80	4,40	0,80	0,50	3,00	0,20	0,10	0,40
CCMT 120404-MP	CCMT 431-MP	12,700	4,76	0,40	5,50	0,96	0,30	3,60	0,18	0,09	0,27
CCMT 120408-MP	CCMT 432-MP	12,700	4,76	0,80	5,50	0,96	0,60	3,60	0,24	0,12	0,45
CCMT 120412-MP	CCMT 433-MP	12,700	4,76	1,20	5,50	0,96	0,72	3,60	0,35	0,14	0,60
CCMT 060204-MM	CCMT 21.51-MM	6,350	2,38	0,40	2,80	0,64	0,20	2,40	0,11	0,06	0,17
CCMT 060208-MM	CCMT 21.52-MM	6,350	2,38	0,80	2,80	0,64	0,40	2,40	0,18	0,08	0,35
CCMT 09T304-MM	CCMT 32.51-MM	9,525	3,97	0,40	4,40	0,64	0,25	3,00	0,15	0,08	0,23
CCMT 09T308-MM	CCMT 32.52-MM	9,525	3,97	0,80	4,40	0,80	0,50	3,00	0,20	0,10	0,40
CCMT 120404-MM	CCMT 431-MM	12,700	4,76	0,40	5,50	0,96	0,30	3,60	0,18	0,09	0,27
CCMT 120408-MM	CCMT 432-MM	12,700	4,76	0,80	5,50	0,96	0,60	3,60	0,24	0,12	0,45
CCMT 120412-MM	CCMT 433-MM	12,700	4,76	1,20	5,50	0,96	0,72	3,60	0,35	0,14	0,60
CCMT 060204-MK	CCMT 21.51-MK	6,350	2,38	0,40	2,80	0,64	0,20	2,40	0,11	0,06	0,17
CCMT 060208-MK	CCMT 21.52-MK	6,350	2,38	0,80	2,80	0,64	0,40	2,40	0,18	0,08	0,35
CCMT 09T304-MK	CCMT 32.51-MK	9,525	3,97	0,40	4,40	0,64	0,25	3,00	0,15	0,08	0,23
CCMT 09T308-MK	CCMT 32.52-MK	9,525	3,97	0,80	4,40	0,80	0,50	3,00	0,20	0,10	0,40
CCMT 120404-MK	CCMT 431-MK	12,700	4,76	0,40	5,50	0,96	0,30	3,60	0,18	0,09	0,27
CCMT 120408-MK	CCMT 432-MK	12,700	4,76	0,80	5,50	0,96	0,60	3,60	0,24	0,12	0,45
CCMT 060208-MW	CCMT 21.52-MW	6,350	2,38	0,80	2,80	1,20	0,50	2,50	0,20	0,10	0,40
CCMT 09T304-MW	CCMT 32.51-MW	9,525	3,97	0,40	4,40	1,50	0,50	4,00	0,25	0,12	0,40
CCMT 09T308-MW	CCMT 32.52-MW	9,525	3,97	0,80	4,40	1,50	0,70	4,00	0,30	0,15	0,50
CCMT 120404-MW	CCMT 431-MW	12,700	4,76	0,40	5,50	2,00	0,50	4,00	0,25	0,15	0,40
CCMT 120408-MW	CCMT 432-MW	12,700	4,76	0,80	5,50	2,00	0,70	4,00	0,30	0,15	0,50

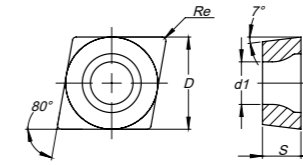
# CC = RHOMBIC 80° POSITIVE

## RÔMBICA 80° POSITIVA | RÓMBICA 80° POSITIVA

Inserts Pastilhas Plaquitas	(1) Geometry code	(2) Grade code ISO Reference	P						M						K				N		S	
			CVD-MT			PVD			CVD-MT			PVD			UNC	CVD-MT			UNC	PVD		
			R2	R3	L7	L8	L9	G1	G4	L7	L8	L9	G1	G4	25	L5	L6	L9	10	G1	G4	
 Finishing to Fine Finishing	1121725	CCGT 060201-FS																				
	1121726	CCGT 060202-FS																				
	1121727	CCGT 060204-FS																				
	1121455	CCGT 09T301-FS																				
	1121456	CCGT 09T302-FS																				
	1121457	CCGT 09T304-FS																				
 Finishing to Fine Finishing	1121884	CCGT 060202-LN																				
	1121885	CCGT 060204-LN																				
	1121886	CCGT 09T302-LN																				
	1121887	CCGT 09T304-LN																				
	1121888	CCGT 09T308-LN																				
	1123679	CCGT 120402-LN																				
	1123681	CCGT 120404-LN																				
1123682	CCGT 120408-LN																					

⊗ First choice | 1ª Escolha | 1ª Opción   
 ⊗ Stock Items | Itens de stock   
 ○ Available under request | Disponível sob consulta | Disponible bajo consulta  
 Insert Order Code: <sup>(1)</sup>Geometry code + <sup>(2)</sup>Grade code   
 ⊗ Available under request | Disponível sob consulta | Disponible bajo consulta








## RELIEF ANGLE 7°



ISO Reference	ANSI Reference	Dimensions (mm) Dimensões (mm) Dimensiones (mm)				Cutting Conditions Condições de Corte Condiciones de Corte					
		D	S	Re	d1	ap (mm)	Min	Max	fn (mm/rev)	Min	Max
CCGT 060201-FS	CCGT 21.50.2-FS	6,350	2,38	0,10	2,80	0,30	0,10	1,00	0,03	0,01	0,06
CCGT 060202-FS	CCGT 21.50.5-FS	6,350	2,38	0,20	2,80	0,50	0,10	1,50	0,07	0,02	0,12
CCGT 060204-FS	CCGT 21.51-FS	6,350	2,38	0,40	2,80	0,80	0,15	1,50	0,20	0,08	0,25
CCGT 09T301-FS	CCGT 32.50.2-FS	9,525	3,97	0,10	4,40	0,50	0,10	1,50	0,03	0,01	0,06
CCGT 09T302-FS	CCGT 32.50.5-FS	9,525	3,97	0,20	4,40	1,00	0,10	2,00	0,07	0,02	0,12
CCGT 09T304-FS	CCGT 32.51-FS	9,525	3,97	0,40	4,40	1,25	0,15	2,50	0,15	0,08	0,25
CCGT 060202-LN	CCGT 21.50.5-LN	6,350	2,38	0,20	2,80	1,00	0,05	3,00	0,07	0,05	0,12
CCGT 060204-LN	CCGT 21.51-LN	6,350	2,38	0,40	2,80	1,55	0,10	3,00	0,15	0,10	0,20
CCGT 09T302-LN	CCGT 32.50.5-LN	9,525	3,97	0,20	4,40	1,53	0,05	3,00	0,07	0,05	0,12
CCGT 09T304-LN	CCGT 32.51-LN	9,525	3,97	0,40	4,40	2,55	0,10	5,00	0,16	0,10	0,22
CCGT 09T308-LN	CCGT 32.52-LN	9,525	3,97	0,80	4,40	2,55	0,10	5,00	0,22	0,15	0,45
CCGT 120402-LN	CCGT 430.5-LN	12,700	4,76	0,20	5,50	2,03	0,05	4,00	0,07	0,05	0,12
CCGT 120404-LN	CCGT 431-LN	12,700	4,76	0,40	5,50	2,55	0,10	5,00	0,17	0,10	0,26
CCGT 120408-LN	CCGT 432-LN	12,700	4,76	0,80	5,50	2,80	0,10	5,50	0,25	0,15	0,50

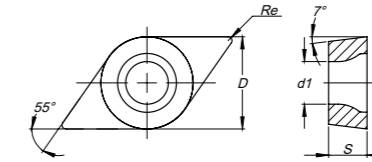
# DC = RHOMBIC 55° POSITIVE

RÔMBICA 55° POSITIVA | RÔMBICA 55° POSITIVA

Inserts Pastilhas Plaquetas	(1) Geometry code	(2) Grade code ISO Reference	P						M					K				N		S	
			CVD-MT			PVD			CVD-MT			PVD		UNC	CVD-MT			UNC	PVD		
			R2	R3	L7	L8	L9	G1	G4	L7	L8	L9	G1	G4	25	L5	L6	L9	10	G1	G4
 Finishing	1120302	DCMW 070202																			
	1120303	DCMW 070204																			
	1121422	DCMW 070208																			
	1120304	DCMW 11T302																			
	1120305	DCMW 11T304																			
	1120306	DCMW 11T308																			
	1120878	DCMW 150404																			
	1120307	DCMW 150408																			
 Fine Finishing	1121675	DCMT 070202-FP			○	⊗		○	○												
	1121678	DCMT 070204-FP			⊗	⊗		○	○												
	1121668	DCMT 11T302-FP			○	⊗		○	⊗												
	1121711	DCMT 11T304-FP			⊗	⊗		○	○												
	1121713	DCMT 11T308-FP			⊗	⊗		○	○												
 Fine Finishing	1121674	DCMT 070202-FM									○	⊗							○	⊗	
	1121677	DCMT 070204-FM									○	⊗							○	⊗	
	1121667	DCMT 11T302-FM										⊗	⊗						⊗	⊗	
	1121710	DCMT 11T304-FM										⊗	⊗	⊗					⊗	⊗	
	1121712	DCMT 11T308-FM										⊗	⊗	⊗					⊗	⊗	
 Fine Finishing	1121673	DCMT 070202-FK																			
	1121676	DCMT 070204-FK																			
	1121714	DCMT 11T302-FK																			
	1121709	DCMT 11T304-FK																			
 Fine Finishing Wiper	1121749	DCMT 070204-FW			⊗																
	1121750	DCMT 070208-FW			⊗																
	1121745	DCMT 11T304-FW			⊗																
 Finishing	1123802	DCMT 11T304-LM																			
	1123803	DCMT 11T308-LM																			
 Finishing	1121681	DCMT 070204-MP			⊗	⊗		○	⊗												
	1121684	DCMT 070208-MP			⊗	⊗		○	○												
	1121648	DCMT 11T304-MP			⊗	⊗		○	⊗												
	1121706	DCMT 11T308-MP			⊗	⊗		○	⊗												
	1121708	DCMT 11T312-MP			⊗	⊗		○	○												

⊗ First choice | 1ª Escolha | 1ª Opción   
 ⊗ Stock Items | Itens de stock   
 ○ Available under request | Disponível sob consulta | Disponible bajo consulta  
 Insert Order Code: (1) Geometry code + (2) Grade code   
 ⊗ Available under request | Disponível sob consulta | Disponible bajo consulta

RELIEF ANGLE 7°








ISO Reference	ANSI Reference	Dimensions (mm) Dimensões (mm) Dimensiones (mm)				Cutting Conditions Condições de Corte Condiciones de Corte					
		D	S	Re	d1	ap (mm)	Min	Max	fn (mm/rev)	Min	Max
DCMW 070202	DCMW 21.50.5	6,350	2,38	0,20	2,80	1,60	0,05	3,20	0,10	0,04	0,13
DCMW 070204	DCMW 21.51	6,350	2,38	0,40	2,80	1,60	0,05	3,20	0,20	0,08	0,26
DCMW 070208	DCMW 21.52	6,350	2,38	0,80	2,80	1,60	0,05	3,20	0,40	0,16	0,53
DCMW 11T302	DCMW 32.50.5	9,525	3,97	0,20	4,40	2,40	0,05	4,80	0,10	0,04	0,13
DCMW 11T304	DCMW 32.51	9,525	3,97	0,40	4,40	2,40	0,05	4,80	0,20	0,08	0,26
DCMW 11T308	DCMW 32.52	9,525	3,97	0,80	4,40	2,40	0,05	4,80	0,40	0,16	0,53
DCMW 150404	DCMW 431	12,700	4,76	0,40	5,50	2,80	0,10	5,50	0,20	0,10	0,26
DCMW 150408	DCMW 432	12,700	4,76	0,80	5,50	2,80	0,10	5,50	0,40	0,16	0,53
DCMT 070202-FP	DCMT 21.50.5-FP	6,350	2,38	0,20	2,80	0,26	0,06	1,50	0,06	0,03	0,11
DCMT 070204-FP	DCMT 21.51-FP	6,350	2,38	0,40	2,80	0,26	0,08	1,50	0,08	0,05	0,17
DCMT 11T302-FP	DCMT 32.50.5-FP	9,525	3,97	0,20	4,40	0,35	0,08	2,00	0,08	0,04	0,15
DCMT 11T304-FP	DCMT 32.51-FP	9,525	3,97	0,40	4,40	0,35	0,11	2,00	0,11	0,06	0,23
DCMT 11T308-FP	DCMT 32.52-FP	9,525	3,97	0,80	4,40	0,35	0,15	2,00	0,15	0,08	0,30
DCMT 070202-FM	DCMT 21.50.5-FM	6,350	2,38	0,20	2,80	0,26	0,06	1,50	0,06	0,03	0,11
DCMT 070204-FM	DCMT 21.51-FM	6,350	2,38	0,40	2,80	0,26	0,08	1,50	0,08	0,05	0,17
DCMT 11T302-FM	DCMT 32.50.5-FM	9,525	3,97	0,20	4,40	0,35	0,08	2,00	0,08	0,04	0,15
DCMT 11T304-FM	DCMT 32.51-FM	9,525	3,97	0,40	4,40	0,35	0,11	2,00	0,11	0,06	0,23
DCMT 11T308-FM	DCMT 32.52-FM	9,525	3,97	0,80	4,40	0,35	0,15	2,00	0,15	0,08	0,30
DCMT 070202-FK	DCMT 21.50.5-FK	6,350	2,38	0,20	2,80	0,26	0,06	1,50	0,06	0,03	0,11
DCMT 070204-FK	DCMT 21.51-FK	6,350	2,38	0,40	2,80	0,26	0,08	1,50	0,08	0,05	0,17
DCMT 11T302-FK	DCMT 32.50.5-FK	9,525	3,97	0,20	4,40	0,35	0,08	2,00	0,08	0,04	0,15
DCMT 11T304-FK	DCMT 32.51-FK	9,525	3,97	0,40	4,40	0,35	0,11	2,00	0,11	0,06	0,23
DCMT 070204-FW	DCMT 21.51-FW	6,350	2,38	0,40	2,80	0,70	0,30	2,00	0,12	0,05	0,25
DCMT 070208-FW	DCMT 21.52-FW	6,350	2,38	0,80	2,80	0,70	0,30	2,00	0,15	0,09	0,35
DCMT 11T304-FW	DCMT 32.51-FW	9,525	3,97	0,40	4,40	1,00	0,30	3,00	0,20	0,07	0,30
DCMT 11T308-FW	DCMT 32.52-FW	9,525	3,97	0,80	4,40	1,00	0,30	3,00	0,25	0,12	0,40
DCMT 11T304-LM	DCMT 32.51-LM	9,525	3,97	0,40	4,40	0,50	0,15	2,50	0,15	0,08	0,25
DCMT 11T308-LM	DCMT 32.52-LM	9,525	3,97	0,80	4,40	0,50	0,20	2,50	0,20	0,10	0,35
DCMT 070204-MP	DCMT 21.51-MP	6,350	2,38	0,40	2,80	0,60	0,19	2,25	0,11	0,06	0,17
DCMT 070208-MP	DCMT 21.52-MP	6,350	2,38	0,80	2,80	0,60	0,38	2,25	0,20	0,08	0,35
DCMT 11T304-MP	DCMT 32.51-MP	9,525	3,97	0,40	4,40	0,80	0,25	3,00	0,15	0,08	0,23
DCMT 11T308-MP	DCMT 32.52-MP	9,525	3,97	0,80	4,40	0,80	0,50	3,00	0,25	0,10	0,40
DCMT 11T312-MP	DCMT 32.53-MP	9,525	3,97	1,20	4,40	0,80	0,60	3,00	0,35	0,12	0,60



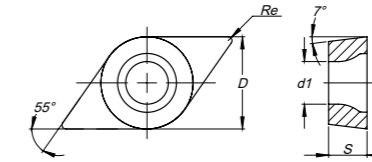
# DC = RHOMBIC 55° POSITIVE

RÔMBICA 55° POSITIVA | RÔMBICA 55° POSITIVA

Inserts Pastilhas Plaquetas	(1) Geometry code	(2) Grade code ISO Reference	P						M					K				N		S	
			CVD-MT			PVD			CVD-MT			PVD		UNC	CVD-MT			UNC	PVD		
			R2	R3	L7	L8	L9	G1	G4	L7	L8	L9	G1	G4	25	L5	L6	L9	10	G1	G4
	1121680	DCMT 070204-MM																			
	1121683	DCMT 070208-MM																			
	1121647	DCMT 11T304-MM																			
	1121705	DCMT 11T308-MM																			
	1121707	DCMT 11T312-MM																			
	1121679	DCMT 070204-MK																			
	1121682	DCMT 070208-MK																			
	1121646	DCMT 11T304-MK																			
	1121704	DCMT 11T308-MK																			
	1121955	DCMT 11T312-MK																			
	1121414	DCMT 11T304-MW																			
	1121756	DCMT 11T308-MW																			
	1121747	DCGT 070201-FS																			
	1121748	DCGT 070202-FS																			
	1121872	DCGT 070204-FS																			
	1121873	DCGT 11T301-FS																			
	1121874	DCGT 11T302-FS																			
	1121875	DCGT 11T304-FS																			
	1121900	DCGT 070202-LN																			
	1121901	DCGT 070204-LN																			
	1111540	DCGT 11T302-LN																			
	1111534	DCGT 11T304-LN																			
	1121904	DCGT 11T308-LN																			
	1124004	DCGT 11T312-LN																			

⊗ First choice | 1ª Escolha | 1ª Opción   
 ⊗ Stock Items | Itens de stock   
 ○ Available under request | Disponível sob consulta | Disponible bajo consulta  
 Insert Order Code: <sup>(1)</sup>Geometry code + <sup>(2)</sup>Grade code   
 ⊗ Available under request | Disponível sob consulta | Disponible bajo consulta




RELIEF ANGLE 7°



ISO Reference	ANSI Reference	Dimensions (mm) Dimensões (mm) Dimensiones (mm)				Cutting Conditions Condições de Corte Condiciones de Corte					
		D	S	Re	d1	ap (mm)	Min	Max	fn (mm/rev)	Min	Max
DCMT 070204-MM	DCMT 21.51-MM	6,350	2,38	0,40	2,80	0,60	0,19	2,25	0,11	0,06	0,17
DCMT 070208-MM	DCMT 21.52-MM	6,350	2,38	0,80	2,80	0,60	0,38	2,25	0,20	0,08	0,35
DCMT 11T304-MM	DCMT 32.51-MM	9,525	3,97	0,40	4,40	0,80	0,25	3,00	0,15	0,08	0,23
DCMT 11T308-MM	DCMT 32.52-MM	9,525	3,97	0,80	4,40	0,80	0,50	3,00	0,25	0,10	0,40
DCMT 11T312-MM	DCMT 32.53-MM	9,525	3,97	1,20	4,40	0,80	0,60	3,00	0,35	0,12	0,60
DCMT 070204-MK	DCMT 21.51-MK	6,350	2,38	0,40	2,80	0,60	0,19	2,25	0,11	0,06	0,17
DCMT 070208-MK	DCMT 21.52-MK	6,350	2,38	0,80	2,80	0,60	0,38	2,25	0,20	0,08	0,35
DCMT 11T304-MK	DCMT 32.51-MK	9,525	3,97	0,40	4,40	0,80	0,25	3,00	0,15	0,08	0,23
DCMT 11T308-MK	DCMT 32.52-MK	9,525	3,97	0,80	4,40	0,80	0,50	3,00	0,25	0,10	0,40
DCMT 11T312-MK	DCMT 32.53-MK	9,525	3,97	1,20	4,40	0,80	0,50	3,00	0,35	0,12	0,60
DCMT 11T304-MW	DCMT 32.51-MW	9,525	3,97	0,40	4,40	1,50	0,50	4,00	0,25	0,12	0,40
DCMT 11T308-MW	DCMT 32.52-MW	9,525	3,97	0,80	4,40	1,50	0,50	4,00	0,30	0,15	0,50
DCGT 070201-FS	DCGT 21.50.2-FS	6,350	2,38	0,10	2,80	0,30	0,10	1,00	0,03	0,01	0,06
DCGT 070202-FS	DCGT 21.50.5-FS	6,350	2,38	0,20	2,80	0,50	0,10	1,50	0,07	0,02	0,12
DCGT 070204-FS	DCGT 21.51-FS	6,350	2,38	0,40	2,80	0,80	0,15	1,50	0,15	0,08	0,25
DCGT 11T301-FS	DCGT 32.50.2-FS	9,525	3,97	0,10	4,40	0,50	0,10	1,50	0,03	0,01	0,06
DCGT 11T302-FS	DCGT 32.50.5-FS	9,525	3,97	0,20	4,40	1,00	0,10	2,00	0,07	0,02	0,12
DCGT 11T304-FS	DCGT 32.51-FS	9,525	3,97	0,40	4,40	1,50	0,15	3,00	0,15	0,08	0,25
DCGT 070202-LN	DCGT 21.50.5-LN	6,350	2,38	0,20	2,80	1,00	0,05	3,00	0,07	0,05	0,12
DCGT 070204-LN	DCGT 21.51-LN	6,350	2,38	0,40	2,80	2,05	0,10	4,00	0,15	0,10	0,20
DCGT 11T302-LN	DCGT 32.50.5-LN	9,525	3,97	0,20	4,40	2,03	0,05	4,00	0,07	0,05	0,12
DCGT 11T304-LN	DCGT 32.51-LN	9,525	3,97	0,40	4,40	2,55	0,10	5,00	0,16	0,10	0,22
DCGT 11T308-LN	DCGT 32.52-LN	9,525	3,97	0,80	4,40	2,55	0,10	5,00	0,22	0,15	0,50
DCGT 11T312-LN	DCGT 32.53-LN	9,525	3,97	1,20	4,40	2,70	0,15	5,00	0,35	0,15	0,70

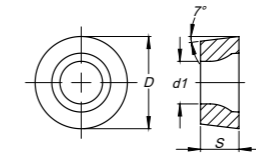
# RC = ROUND R° POSITIVE

## REDONDA R° POSITIVA | REDONDA R° POSITIVA

Inserts Pastilhas Plaquetas	(1) Geometry code	(2) Grade code ISO Reference	P						M					K				N		S	
			CVD-MT						CVD-MT					UNC				UNC		PVD	
			R2	R3	L7	L8	L9	G1	G4	L7	L8	L9	G1	G4	25	L5	L6	L9	10	G1	G4
PHG115	PHG125	PH5115	PH5125	PH5740	PH7910	PH7920	PH5115	PH5125	PH5740	PH7910	PH7920	PH0705	PH5705	PH5320	PH5740	PH0910	PH7910	PH7920			
 Medium	1120384	RCMT 0602M0-CP			⊗	⊗															
 Roughing to Medium	1120385	RCMT 0803M0-ST			⊗	⊗															
	1120386	RCMT 1003M0-ST			⊗	⊗															
	1120387	RCMT 10T3M0-ST			⊗	⊗															
	1120388	RCMT 1204M0-ST			⊗	⊗															
	1120389	RCMT 1606M0-ST			⊗	⊗															
	1120390	RCMT 2006M0-ST			⊗	⊗															
 Roughing to Medium	1123848	RCMT 2507M0-RF	⊗	⊗																	
 Roughing to Medium	1123856	RCMT 2006M0-RM	⊗	⊗																	
 Roughing to Medium	1121425	RCMX 1003M0-ST			○	⊗	○														
	1121426	RCMX 1204M0-ST			○	⊗	○														
	1121427	RCMX 1606M0-ST			○	⊗	○														
	1121428	RCMX 2006M0-ST			○	⊗	○														
	1121429	RCMX 2507M0-ST			⊗	⊗	○														
	1121430	RCMX 3209M0-ST			⊗	⊗	○														
 Roughing to Medium	1123678	RCMX 3209M0-RM			⊗	⊗	○														
 Roughing to Medium	1123667	RCMX 2507M0-RR			⊗	⊗	○														
	1123666	RCMX 3209M0-RR			⊗	⊗	○														
 Finishing to Fine Finishing	1124005	RCGT 0602M0-LN																⊗			
	1124006	RCGT 0803M0-LN																⊗			
	1124007	RCGT 1003M0-LN																⊗			
	1123684	RCGT 1204M0-LN																⊗			

⊗ First choice | 1ª Escolha | 1ª Opción    ⊗ Stock Items | Itens de stock    ○ Available under request | Disponível sob consulta | Disponible bajo consulta  
 Insert Order Code: (1) Geometry code + (2) Grade code    ⊗ Available under request | Disponível sob consulta | Disponible bajo consulta








## RELIEF ANGLE 7°



ISO Reference	ANSI Reference	Dimensions (mm) Dimensões (mm) Dimensiones (mm)				Cutting Conditions Condições de Corte Condiciones de Corte					
		D	S	Re	d1	ap (mm)	Min	Max	fn (mm/rev)	Min	Max
RCMT 0602M0-CP	RCMT 0602M0-CP	6,00	2,38	-	2,80	1,50	0,50	2,40	0,15	0,04	0,17
RCMT 0803M0-ST	RCMT 0803M0-ST	8,00	3,18	-	3,40	2,00	0,80	3,20	0,20	0,10	0,80
RCMT 1003M0-ST	RCMT 1003M0-ST	10,00	3,18	-	3,40	2,50	1,00	4,00	0,25	0,12	1,00
RCMT 10T3M0-ST	RCMT 10T3M0-ST	10,00	3,97	-	4,40	2,50	1,00	4,00	0,25	0,16	1,40
RCMT 1204M0-ST	RCMT 1204M0-ST	12,00	4,76	-	4,40	3,00	1,20	4,80	0,30	0,20	1,80
RCMT 1606M0-ST	RCMT 1606M0-ST	16,00	6,35	-	5,50	3,50	1,60	6,40	0,37	0,25	2,30
RCMT 2006M0-ST	RCMT 2006M0-ST	20,00	6,35	-	6,50	4,00	2,00	8,00	0,45	0,30	3,00
RCMT 2507M0-RF	RCMT 2507M0-RF	25,00	7,94	-	7,20	6,30	2,50	10,00	0,79	0,25	2,50
RCMT 2006M0-RM	RCMT 2006M0-RM	20,00	6,35	-	6,50	4,00	2,00	8,00	0,45	0,13	0,63
RCMX 1003M0-ST	RCMX 1003M0-ST	10,00	3,18	-	3,60	2,50	1,00	4,00	0,32	0,10	1,00
RCMX 1204M0-ST	RCMX 1204M0-ST	12,00	4,76	-	4,20	3,00	1,20	4,80	0,38	0,12	1,20
RCMX 1606M0-ST	RCMX 1606M0-ST	16,00	6,35	-	5,20	4,00	1,60	6,40	0,51	0,16	1,60
RCMX 2006M0-ST	RCMX 2006M0-ST	20,00	6,35	-	6,50	5,00	2,00	8,00	0,63	0,20	2,00
RCMX 2507M0-ST	RCMX 2507M0-ST	25,00	7,94	-	7,20	6,30	2,50	10,00	0,79	0,25	2,50
RCMX 3209M0-ST	RCMX 3209M0-ST	32,00	9,52	-	9,50	8,00	3,20	12,80	1,01	0,32	3,20
RCMX 3209M0-RM	RCMX 3209M0-RM	32,00	9,52	-	9,50	6,50	3,20	13,00	1,80	0,80	2,50
RCMX 2507M0-RR	RCMX 2507M0-RR	25,00	7,94	-	7,20	5,00	3,20	8,00	1,80	0,80	2,50
RCMX 3209M0-RR	RCMX 3209M0-RR	32,00	9,52	-	9,50	6,50	3,20	13,00	1,80	0,80	2,50
RCGT 0602M0-LN	RCGT 0602M0-LN	6,00	2,38	-	2,80	1,25	0,50	2,00	0,13	0,05	0,20
RCGT 0803M0-LN	RCGT 0803M0-LN	8,00	3,18	-	3,40	1,50	0,50	2,50	0,15	0,05	0,25
RCGT 1003M0-LN	RCGT 1003M0-LN	10,00	3,18	-	4,40	2,00	1,00	3,00	0,20	0,10	0,30
RCGT 1204M0-LN	RCGT 1204M0-LN	12,00	4,76	-	4,40	2,25	1,00	3,50	0,23	0,10	0,35

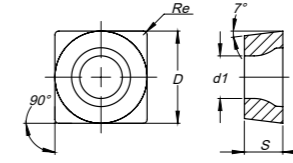
# SC = SQUARE 90° POSITIVE

QUADRADA 90° POSITIVA | ESCUADRA 90° POSITIVA

Inserts Pastilhas Plaquetas	(1) Geometry code	(2) Grade code	P						M					K				N		S		
			CVD-MT						CVD-MT					UNC				UNC		PVD		
			R2	R3	L7	L8	L9	G1	G4	L7	L8	L9	G1	G4	25	L5	L6	L9	10	G1	G4	
SCMW  Finishing	1121088	SCMW 060202																				
	1121087	SCMW 060204																				
	1121105	SCMW 070202																				
	1121100	SCMW 070302																				
	1120467	SCMW 090304																				
	1120468	SCMW 09T302																				
	1120469	SCMW 09T304																				
	1120470	SCMW 09T308																				
	1120471	SCMW 120404																				
	1120472	SCMW 120408																				
1121424	SCMW 120412																					
SCMT-FP  Fine Finishing	1121759	SCMT 09T304-FP																				
	1121765	SCMT 09T308-FP																				
SCMT-FM  Fine Finishing	1121758	SCMT 09T304-FM																				
	1121764	SCMT 09T308-FM																				
SCMT-FK  Fine Finishing	1121757	SCMT 09T304-FK																				
	1121763	SCMT 09T308-FK																				
SCMT-MP  Finishing	1121762	SCMT 09T304-MP																				
	1121768	SCMT 09T308-MP																				
	1121770	SCMT 120404-MP																				
	1121783	SCMT 120408-MP																				
	1121785	SCMT 120412-MP																				
SCMT-MM  Finishing	1121761	SCMT 09T304-MM																				
	1121767	SCMT 09T308-MM																				
	1121769	SCMT 120404-MM																				
	1121782	SCMT 120408-MM																				
	1121784	SCMT 120412-MM																				
SCMT-MK  Finishing	1121760	SCMT 09T304-MK																				
	1121766	SCMT 09T308-MK																				
	1121781	SCMT 120408-MK																				

⊗ First choice | 1ª Escolha | 1ª Opción    
 ⊗ Stock Items | Itens de stock    
 ○ Available under request | Disponível sob consulta | Disponible bajo consulta  
 Insert Order Code: (1) Geometry code + (2) Grade code    
 ⊗ Available under request | Disponível sob consulta | Disponible bajo consulta


RELIEF ANGLE 7°



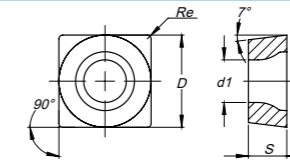
ISO Reference	ANSI Reference	Dimensions (mm) Dimensões (mm) Dimensiones (mm)				Cutting Conditions Condições de Corte Condiciones de Corte					
		D	S	Re	d1	ap (mm)	Min	Max	fn (mm/rev)	Min	Max
SCMW 060202	SCMW 21.50.5	6,350	2,38	0,20	2,80	1,50	0,05	3,00	0,10	0,04	0,13
SCMW 060204	SCMW 21.51	6,350	2,38	0,40	2,80	1,50	0,05	3,00	0,20	0,08	0,26
SCMW 070202	SCMW 2.51.50.5	7,940	2,38	0,20	3,40	1,80	0,05	3,50	0,10	0,04	0,13
SCMW 070302	SCMW 2.520.5	7,940	3,18	0,20	3,40	1,80	0,05	3,50	0,10	0,04	0,13
SCMW 090304	SCMW 321	9,525	3,18	0,40	4,40	2,00	0,05	4,00	0,20	0,08	0,26
SCMW 09T302	SCMW 32.50.5	9,525	3,97	0,20	4,40	2,40	0,05	4,70	0,10	0,04	0,13
SCMW 09T304	SCMW 32.51	9,525	3,97	0,40	4,40	2,40	0,05	4,70	0,20	0,08	0,26
SCMW 09T308	SCMW 32.52	9,525	3,97	0,80	4,40	2,40	0,05	4,70	0,40	0,16	0,53
SCMW 120404	SCMW 431	12,700	4,76	0,40	5,50	3,20	0,05	6,30	0,20	0,08	0,26
SCMW 120408	SCMW 432	12,700	4,76	0,80	5,50	3,20	0,05	6,30	0,40	0,16	0,53
SCMW 120412	SCMW 433	12,700	4,76	1,20	5,50	3,20	0,05	6,30	0,60	0,24	0,80
SCMT 09T304-FP	SCMT 32.51-FP	9,525	3,97	0,40	4,40	0,35	0,11	2,00	0,11	0,06	0,23
SCMT 09T308-FP	SCMT 32.52-FP	9,525	3,97	0,80	4,40	0,35	0,15	2,00	0,15	0,08	0,30
SCMT 09T304-FM	SCMT 32.51-FM	9,525	3,97	0,40	4,40	0,35	0,11	2,00	0,11	0,06	0,23
SCMT 09T308-FM	SCMT 32.52-FM	9,525	3,97	0,80	4,40	0,35	0,15	2,00	0,15	0,08	0,30
SCMT 09T304-FK	SCMT 32.51-FK	9,525	3,97	0,40	4,40	0,35	0,11	2,00	0,11	0,06	0,23
SCMT 09T308-FK	SCMT 32.52-FK	9,525	3,97	0,80	4,40	0,35	0,15	2,00	0,15	0,08	0,30
SCMT 09T304-MP	SCMT 32.51-MP	9,525	3,97	0,40	4,40	0,80	0,25	3,00	0,15	0,08	0,23
SCMT 09T308-MP	SCMT 32.52-MP	9,525	3,97	0,80	4,40	0,80	0,50	3,00	0,25	0,10	0,40
SCMT 120404-MP	SCMT 431-MP	12,700	4,76	0,40	5,50	0,96	0,30	3,60	0,18	0,09	0,27
SCMT 120408-MP	SCMT 432-MP	12,700	4,76	0,80	5,50	0,96	0,60	3,60	0,25	0,12	0,45
SCMT 120412-MP	SCMT 433-MP	12,700	4,76	1,20	5,50	0,96	0,72	3,60	0,35	0,14	0,60
SCMT 09T304-MM	SCMT 32.51-MM	9,525	3,97	0,40	4,40	0,80	0,25	3,00	0,15	0,08	0,23
SCMT 09T308-MM	SCMT 32.52-MM	9,525	3,97	0,80	4,40	0,80	0,50	3,00	0,25	0,10	0,40
SCMT 120404-MM	SCMT 431-MM	12,700	4,76	0,40	5,50	0,96	0,30	3,60	0,18	0,09	0,27
SCMT 120408-MM	SCMT 432-MM	12,700	4,76	0,80	5,50	0,96	0,60	3,60	0,25	0,12	0,45
SCMT 120412-MM	SCMT 433-MM	12,700	4,76	1,20	5,50	0,96	0,72	3,60	0,35	0,14	0,60
SCMT 09T304-MK	SCMT 32.51-MK	9,525	3,97	0,40	4,40	0,80	0,25	3,00	0,15	0,08	0,23
SCMT 09T308-MK	SCMT 32.52-MK	9,525	3,97	0,80	4,40	0,80	0,50	3,00	0,25	0,10	0,40
SCMT 120408-MK	SCMT 432-MK	12,700	4,76	0,80	5,50	0,96	0,60	3,60	0,25	0,12	0,45

# SC = SQUARE 90° POSITIVE

QUADRADA 90° POSITIVA | ESCUADRA 90° POSITIVA

Inserts Pastilhas Plaquetas	(1) Geometry code	(2) Grade code	P						M						K			N	S		
			CVD-MT			PVD			CVD-MT			PVD			UNC	CVD-MT		UNC	PVD		
			R2	R3	L7	L8	L9	G1	G4	L7	L8	L9	G1	G4	25	L5	L6	L9	10	G1	G4
 Finishing to fine Finishing	1124008	SCGT 09T304-LN	PHG115	PHG125	PH5115	PH5125	PH5740	PH7910	PH7920	PH5115	PH5125	PH5740	PH7910	PH7920	PH0705	PH5705	PH5320	PH5740	PH0910	PH7910	PH7920
	1124009	SCGT 09T308-LN																			
	1124010	SCGT 120404-LN																			
	1123685	SCGT 120408-LN																			




RELIEF ANGLE 7°



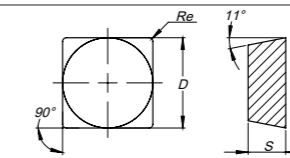
ISO Reference	ANSI Reference	Dimensions (mm) Dimensões (mm) Dimensiones (mm)				Cutting Conditions Condições de Corte Condiciones de Corte					
		D	S	Re	d1	ap (mm)	Min	Max	fn (mm/rev)	Min	Max
SCGT 09T304-LN	SCGT 32.51-LN	9,525	3,97	0,4	4,40	2,05	0,10	4,00	0,16	0,10	0,26
SCGT 09T308-LN	SCGT 32.52-LN	9,525	3,97	0,8	4,40	2,55	0,10	5,00	0,22	0,15	0,40
SCGT 120404-LN	SCGT 431-LN	12,700	4,76	0,4	5,50	2,55	0,10	5,00	0,20	0,10	0,26
SCGT 120408-LN	SCGT 432-LN	12,700	4,76	0,8	5,50	2,55	0,10	5,00	0,30	0,15	0,50

# SP = SQUARE 90° POSITIVE

QUADRADA 90° POSITIVA | ESCUADRA 90° POSITIVA

Inserts Pastilhas Plaquetas	(1) Geometry code	(2) Grade code	P						M						K			N	S		
			CVD-MT			PVD			CVD-MT			PVD			UNC	CVD-MT		UNC	PVD		
			R2	R3	L7	L8	L9	G1	G4	L7	L8	L9	G1	G4	25	L5	L6	L9	10	G1	G4
 Medium to Finishing	1120578	SPUN 090304																			
	1120579	SPUN 090308																			
	1120580	SPUN 120304																			
	1120581	SPUN 120308																			
	1120583	SPUN 120312																			
	1120926	SPUN 120316																			
	1120589	SPUN 120408																			
	1120590	SPUN 120412																			
	1120592	SPUN 120416																			
	1120594	SPUN 150408																			
	1120595	SPUN 150412																			
	1120597	SPUN 190408																			
1120598	SPUN 190412																				
1120601	SPUN 190416																				
1120603	SPUN 250620																				
 Finishing to Fine Finishing	1120561	SPMR 090308-12																			
	1120563	SPMR 120304-12																			
	1120565	SPMR 120308-12																			
 Finishing	1120560	SPMR 090304-13																			
	1120562	SPMR 090308-13																			
	1120564	SPMR 120304-13																			
	1120566	SPMR 120308-13																			
1120567	SPMR 120312-13																				

RELIEF ANGLE 11°



ISO Reference	ANSI Reference	Dimensions (mm) Dimensões (mm) Dimensiones (mm)				Cutting Conditions Condições de Corte Condiciones de Corte					
		D	S	Re	d1	ap (mm)	Min	Max	fn (mm/rev)	Min	Max
SPUN 090304	SPUN 321	9,525	3,18	0,40	-	2,00	1,00	3,00	0,15	0,08	0,20
SPUN 090308	SPUN 322	9,525	3,18	0,80	-	2,00	1,00	3,00	0,22	0,13	0,35
SPUN 120304	SPUN 421	12,700	3,18	0,40	-	3,00	1,00	5,00	0,20	0,10	0,30
SPUN 120308	SPUN 422	12,700	3,18	0,80	-	3,00	1,00	5,00	0,25	0,15	0,40
SPUN 120312	SPUN 423	12,700	3,18	1,20	-	3,00	1,00	5,00	0,35	0,20	0,50
SPUN 120316	SPUN 424	12,700	3,18	1,60	-	3,00	1,00	5,00	0,45	0,25	0,80
SPUN 120408	SPUN 432	12,700	4,76	0,80	-	3,00	1,00	5,00	0,25	0,15	0,40
SPUN 120412	SPUN 433	12,700	4,76	1,20	-	3,00	1,00	5,00	0,35	0,20	0,50
SPUN 120416	SPUN 434	12,700	4,76	1,60	-	3,00	1,00	5,00	0,45	0,25	0,80
SPUN 150408	SPUN 532	15,875	4,76	0,80	-	3,00	1,00	5,00	0,27	0,15	0,40
SPUN 150412	SPUN 533	15,875	4,76	1,20	-	3,00	1,00	5,00	0,35	0,20	0,50
SPUN 190408	SPUN 632	19,050	4,76	0,80	-	4,00	1,50	7,00	0,25	0,15	0,40
SPUN 190412	SPUN 633	19,050	4,76	1,20	-	4,00	1,50	7,00	0,35	0,20	0,50
SPUN 190416	SPUN 634	19,050	4,76	1,60	-	4,50	2,00	7,00	0,45	0,25	0,80
SPUN 250620	SPUN 845	25,400	6,35	2,00	-	6,00	3,00	10,00	0,55	0,30	1,00
SPMR 090308-12	SPMR 322-12	9,525	3,18	0,80	-	1,00	0,30	2,00	0,20	0,10	0,30
SPMR 120304-12	SPMR 421-12	12,700	3,18	0,40	-	1,30	0,50	2,00	0,15	0,08	0,25
SPMR 120308-12	SPMR 422-12	12,700	3,18	0,80	-	1,30	0,50	2,00	0,22	0,10	0,30
SPMR 090304-13	SPMR 321-13	9,525	3,18	0,40	-	2,20	1,00	3,50	0,10	0,05	0,20
SPMR 090308-13	SPMR 322-13	9,525	3,18	0,80	-	2,20	1,00	3,50	0,25	0,10	0,40
SPMR 120304-13	SPMR 421-13	12,700	3,18	0,40	-	2,60	1,50	4,00	0,10	0,07	0,20
SPMR 120308-13	SPMR 422-13	12,700	3,18	0,80	-	2,60	1,50	4,00	0,30	0,20	0,40
SPMR 120312-13	SPMR 423-13	12,700	3,18	1,20	-	2,60	1,50	4,00	0,40	0,25	0,55

⊕ First choice | 1ª Escolha | 1ª Opción   ⊗ Stock Items | Itens de stock   ○ Available under request | Disponível sob consulta | Disponible bajo consulta  
 Insert Order Code: (1) Geometry code + (2) Grade code   ⊕ Available under request | Disponível sob consulta | Disponible bajo consulta



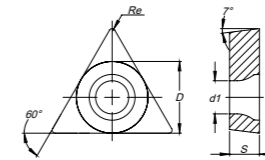
# TC = TRIANGULAR 60° POSITIVE

TRIANGULAR 60° POSITIVA | TRIANGULAR 60° POSITIVA

Inserts Pastilhas Plaquetas	(1) Geometry code	(2) Grade code ISO Reference	P						M					K				N		S				
			CVD-MT			PVD			CVD-MT			PVD		UNC	CVD-MT			UNC	PVD					
			R2	R3	L7	L8	L9	G1	G4	L7	L8	L9	G1	G4	25	L5	L6	L9	10	G1	G4			
	TCMW	1121845	TCMW 06T102																					
		1120856	TCMW 080202																					
		1120859	TCMW 090202																					
		1120618	TCMW 090204																					
	Finishing		1120619	TCMW 110202																				
			1120620	TCMW 110204																				
			1120879	TCMW 110208																				
			1120621	TCMW 160308																				
			1120622	TCMW 16T304																				
			1120623	TCMW 16T308																				
		1121846	TCMW 220408																					
		TCMT-FP	1121788	TCMT 06T102-FP																				
		1121798	TCMT 06T104-FP																					
		1121801	TCMT 06T108-FP																					
Fine Finishing			1121804	TCMT 090202-FP																				
			1121807	TCMT 090204-FP																				
			1121961	TCMT 110202-FP																				
			1121962	TCMT 110204-FP																				
			1121963	TCMT 110208-FP																				
			1121669	TCMT 110302-FP																				
		1121816	TCMT 110304-FP																					
		1121823	TCMT 110308-FP																					
		1121832	TCMT 16T304-FP																					
	TCMT-FM	1121787	TCMT 06T102-FM																					
		1121797	TCMT 06T104-FM																					
		1123637	TCMT 06T108-FM																					
	Fine Finishing		1121803	TCMT 090202-FM																				
			1121806	TCMT 090204-FM																				
			1121960	TCMT 110202-FM																				
			1121958	TCMT 110204-FM																				
			1121959	TCMT 110208-FM																				
			1121881	TCMT 110302-FM																				
		1121815	TCMT 110304-FM																					
		1121822	TCMT 110308-FM																					
		1121831	TCMT 16T304-FM																					

⊕ First choice | 1ª Escolha | 1ª Opción   
 ⊕ Stock Items | Itens de stock   
 ○ Available under request | Disponível sob consulta | Disponible bajo consulta  
 Insert Order Code: (1) Geometry code + (2) Grade code   
 ⊕ Available under request | Disponível sob consulta | Disponible bajo consulta




## RELIEF ANGLE 7°



ISO Reference	ANSI Reference	Dimensions (mm) Dimensões (mm) Dimensiones (mm)				Cutting Conditions Condições de Corte Condiciones de Corte					
		D	S	Re	d1	ap (mm)	Min	Max	fn (mm/rev)	Min	Max
TCMW 06T102	TCMW 1.21.20.5	3,970	1,98	0,20	2,15	0,90	0,05	1,90	0,10	0,04	0,13
TCMW 080202	TCMW 1.51.50.5	4,760	2,38	0,20	2,15	1,00	0,05	2,00	0,10	0,04	0,13
TCMW 090202	TCMW 1.81.50.5	5,560	2,38	0,20	2,50	1,30	0,05	2,70	0,10	0,04	0,13
TCMW 090204	TCMW 1.81.51	5,560	2,38	0,40	2,50	1,30	0,05	2,70	0,20	0,08	0,26
TCMW 110202	TCMW 21.50.5	6,350	2,38	0,20	2,80	1,50	0,05	3,10	0,10	0,04	0,13
TCMW 110204	TCMW 21.51	6,350	2,38	0,40	2,80	1,50	0,05	3,10	0,20	0,08	0,26
TCMW 110208	TCMW 21.52	6,350	2,38	0,80	2,80	1,50	0,05	3,10	0,40	0,16	0,53
TCMW 160308	TCMW 322	9,525	3,18	0,80	4,40	2,00	0,05	4,40	0,40	0,16	0,53
TCMW 16T304	TCMW 32.51	9,525	3,97	0,40	4,40	2,30	0,05	4,70	0,20	0,08	0,26
TCMW 16T308	TCMW 32.52	9,525	3,97	0,80	4,40	2,30	0,05	4,70	0,40	0,16	0,53
TCMW 220408	TCMW 432	12,700	4,76	0,80	5,50	3,10	0,05	6,30	0,40	0,16	0,53
TCMT 06T102-FP	TCMT 1.21.20.5-FP	3,970	1,98	0,20	2,15	0,26	0,06	1,50	0,06	0,03	0,11
TCMT 06T104-FP	TCMT 1.21.21-FP	3,970	1,98	0,40	2,15	0,26	0,08	1,50	0,08	0,05	0,17
TCMT 06T108-FP	TCMT 1.21.22-FP	3,970	1,98	0,80	2,15	0,26	0,11	1,50	0,11	0,06	0,23
TCMT 090202-FP	TCMT 1.81.50.5-FP	5,560	2,38	0,20	2,50	0,30	0,06	1,70	0,06	0,03	0,13
TCMT 090204-FP	TCMT 1.81.51-FP	5,560	2,38	0,40	2,50	0,30	0,10	1,70	0,10	0,05	0,19
TCMT 110202-FP	TCMT 21.50.5-FP	6,350	2,38	0,20	2,80	0,30	0,06	1,70	0,06	0,03	0,13
TCMT 110204-FP	TCMT 21.51-FP	6,350	2,38	0,40	2,80	0,30	0,10	1,70	0,10	0,05	0,19
TCMT 110208-FP	TCMT 21.52-FP	6,350	2,38	0,80	2,80	0,30	0,13	1,70	0,13	0,07	0,26
TCMT 110302-FP	TCMT 220.5-FP	6,350	3,18	0,20	2,80	0,30	0,06	1,70	0,06	0,03	0,13
TCMT 110304-FP	TCMT 221-FP	6,350	3,18	0,40	2,80	0,30	0,10	1,70	0,10	0,05	0,19
TCMT 110308-FP	TCMT 222-FP	6,350	3,18	0,80	2,80	0,30	0,13	1,70	0,13	0,07	0,26
TCMT 16T304-FP	TCMT 32.51-FP	9,525	3,97	0,40	4,40	0,35	0,11	2,00	0,11	0,06	0,23
TCMT 06T102-FM	TCMT 1.21.20.5-FM	3,970	1,98	0,20	2,15	0,26	0,06	1,50	0,06	0,03	0,11
TCMT 06T104-FM	TCMT 1.21.21-FM	3,970	1,98	0,40	2,15	0,26	0,08	1,50	0,08	0,05	0,17
TCMT 06T108-FM	TCMT 1.21.22-FM	3,970	1,98	0,80	2,15	0,26	0,11	1,50	0,11	0,06	0,23
TCMT 090202-FM	TCMT 1.81.50.5-FM	5,560	2,38	0,20	2,50	0,30	0,06	1,70	0,06	0,03	0,13
TCMT 090204-FM	TCMT 1.81.51-FM	5,560	2,38	0,40	2,50	0,30	0,10	1,70	0,10	0,05	0,19
TCMT 110202-FM	TCMT 21.50.5-FM	6,350	2,38	0,20	2,80	0,30	0,06	1,70	0,06	0,03	0,13
TCMT 110204-FM	TCMT 21.51-FM	6,350	2,38	0,40	2,80	0,30	0,10	1,70	0,10	0,05	0,19
TCMT 110208-FM	TCMT 21.52-FM	6,350	2,38	0,80	2,80	0,30	0,13	1,70	0,13	0,07	0,26
TCMT 110302-FM	TCMT 220.5-FM	6,350	3,18	0,20	2,80	0,30	0,06	1,70	0,06	0,03	0,13
TCMT 110304-FM	TCMT 221-FM	6,350	3,18	0,40	2,80	0,30	0,10	1,70	0,10	0,05	0,19
TCMT 110308-FM	TCMT 222-FM	6,350	3,18	0,80	2,80	0,30	0,13	1,70	0,13	0,07	0,26
TCMT 16T304-FM	TCMT 32.51-FM	9,525	3,97	0,40	4,40	0,35	0,11	2,00	0,11	0,06	0,23

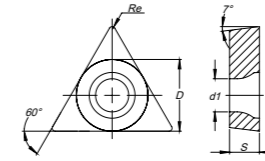
# TC = TRIANGULAR 60° POSITIVE

TRIANGULAR 60° POSITIVA | TRIANGULAR 60° POSITIVA

Inserts Pastilhas Plaquetas	(1) Geometry code	(2) Grade code ISO Reference	P						M					K				N		S			
			CVD-MT			PVD			CVD-MT			PVD		UNC	CVD-MT			UNC	PVD				
			R2	R3	L7	L8	L9	G1	G4	L7	L8	L9	G1	G4	25	L5	L6	L9	10	G1	G4		
	TCMT-FK	1121786	TCMT 06T102-FK																				
		1121789	TCMT 06T104-FK																				
		1121800	TCMT 06T108-FK																				
	Fine Finishing		1123668	TCMT 090202-FK																			
			1121805	TCMT 090204-FK																			
			1121956	TCMT 110202-FK																			
			1121957	TCMT 110204-FK																			
			1121813	TCMT 110302-FK																			
			1121814	TCMT 110304-FK																			
			1121830	TCMT 16T304-FK																			
		TCMT-FW	1121808	TCMT 090204-FW																			
		1121809	TCMT 090208-FW																				
	Fine Finishing Wiper		1121964	TCMT 110204-FW																			
			1121965	TCMT 110208-FW																			
			1121817	TCMT 110304-FW																			
			1121824	TCMT 110308-FW																			
			1121833	TCMT 16T304-FW																			
			1121837	TCMT 16T308-FW																			
	TCMT-MP	1121703	TCMT 090204-MP																				
		1121812	TCMT 090208-MP																				
	Finishing		1121970	TCMT 110204-MP																			
			1121971	TCMT 110208-MP																			
			1121972	TCMT 110212-MP																			
			1121820	TCMT 110304-MP																			
			1121827	TCMT 110308-MP																			
			1121829	TCMT 110312-MP																			
			1121836	TCMT 16T304-MP																			
			1121840	TCMT 16T308-MP																			
	1121844	TCMT 16T312-MP																					
	1121849	TCMT 220408-MP																					

⊗ First choice | 1ª Escolha | 1ª Opción   
 ⊗ Stock Items | Itens de stock   
 ○ Available under request | Disponível sob consulta | Disponible bajo consulta  
 Insert Order Code: (1) Geometry code + (2) Grade code   
 ⊗ Available under request | Disponível sob consulta | Disponible bajo consulta





## RELIEF ANGLE 7°



ISO Reference	ANSI Reference	Dimensions (mm) Dimensões (mm) Dimensiones (mm)				Cutting Conditions Condições de Corte Condiciones de Corte					
		D	S	Re	d1	ap (mm)	Min	Max	fn (mm/rev)	Min	Max
TCMT 06T102-FK	TCMT 1.21.20.5-FK	3,970	1,98	0,20	2,15	0,26	0,06	1,50	0,06	0,03	0,11
TCMT 06T104-FK	TCMT 1.21.21-FK	3,970	1,98	0,40	2,15	0,26	0,08	1,50	0,08	0,05	0,17
TCMT 06T108-FK	TCMT 1.21.22-FK	3,970	1,98	0,80	2,15	0,26	0,11	1,50	0,11	0,06	0,23
TCMT 090202-FK	TCMT 1.81.50.5-FK	5,560	2,38	0,20	2,50	0,30	0,06	1,70	0,06	0,03	0,13
TCMT 090204-FK	TCMT 1.81.51-FK	5,560	2,38	0,40	2,50	0,30	0,10	1,70	0,10	0,05	0,19
TCMT 110202-FK	TCMT 21.50.5-FK	6,350	2,38	0,20	2,80	0,30	0,06	1,70	0,06	0,03	0,13
TCMT 110204-FK	TCMT 21.51-FK	6,350	2,38	0,40	2,80	0,30	0,10	1,70	0,10	0,05	0,19
TCMT 110302-FK	TCMT 220.5-FK	6,350	3,18	0,20	2,80	0,30	0,06	1,70	0,06	0,03	0,13
TCMT 110304-FK	TCMT 221-FK	6,350	3,18	0,40	2,80	0,30	0,10	1,70	0,10	0,05	0,19
TCMT 16T304-FK	TCMT 32.51-FK	9,525	3,97	0,40	4,40	0,35	0,11	2,00	0,11	0,06	0,23
TCMT 090204-FW	TCMT 1.81.51-FW	5,560	2,38	0,40	2,50	0,70	0,30	2,00	0,12	0,05	0,30
TCMT 090208-FW	TCMT 1.81.52-FW	5,560	2,38	0,80	2,50	0,70	0,30	2,00	0,25	0,10	0,35
TCMT 110204-FW	TCMT 21.51-FW	6,350	2,38	0,40	2,80	1,00	0,30	2,50	0,20	0,07	0,30
TCMT 110208-FW	TCMT 21.52-FW	6,350	2,38	0,80	2,80	1,00	0,30	2,50	0,25	0,12	0,40
TCMT 110304-FW	TCMT 221-FW	6,350	3,18	0,40	2,80	1,00	0,30	2,50	0,20	0,07	0,30
TCMT 110308-FW	TCMT 222-FW	6,350	3,18	0,80	2,80	1,00	0,30	2,50	0,25	0,12	0,40
TCMT 16T304-FW	TCMT 32.51-FW	9,525	3,97	0,40	4,40	1,20	0,30	3,50	0,20	0,07	0,35
TCMT 16T308-FW	TCMT 32.52-FW	9,525	3,97	0,80	4,40	1,20	0,30	3,50	0,25	0,12	0,50
TCMT 090204-MP	TCMT 1.81.51-MP	5,560	2,38	0,40	2,50	0,60	0,19	2,25	0,11	0,06	0,17
TCMT 090208-MP	TCMT 1.81.52-MP	5,560	2,38	0,80	2,50	0,60	0,38	2,25	0,15	0,08	0,23
TCMT 110204-MP	TCMT 21.51-MP	6,350	2,38	0,40	2,80	0,67	0,21	2,50	0,13	0,06	0,19
TCMT 110208-MP	TCMT 21.52-MP	6,350	2,38	0,80	2,80	0,67	0,42	2,50	0,17	0,09	0,26
TCMT 110212-MP	TCMT 21.53-MP	6,350	2,38	1,20	2,80	0,67	0,50	2,50	0,20	0,10	0,40
TCMT 110304-MP	TCMT 221-MP	6,350	3,18	0,40	2,80	0,67	0,21	2,50	0,13	0,06	0,19
TCMT 110308-MP	TCMT 222-MP	6,350	3,18	0,80	2,80	0,67	0,42	2,50	0,20	0,09	0,40
TCMT 110312-MP	TCMT 223-MP	6,350	3,18	1,20	2,80	0,67	0,50	2,50	0,30	0,10	0,50
TCMT 16T304-MP	TCMT 32.51-MP	9,525	3,97	0,40	4,40	0,80	0,25	3,00	0,15	0,08	0,25
TCMT 16T308-MP	TCMT 32.52-MP	9,525	3,97	0,80	4,40	0,80	0,50	3,00	0,22	0,10	0,45
TCMT 16T312-MP	TCMT 32.53-MP	9,525	3,97	1,20	4,40	0,80	0,60	3,00	0,35	0,12	0,60
TCMT 220408-MP	TCMT 432-MP	12,700	4,76	0,80	5,50	0,96	0,60	3,60	0,25	0,12	0,45

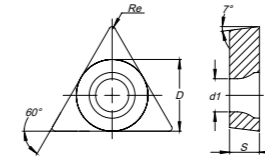
# TC = TRIANGULAR 60° POSITIVE

TRIANGULAR 60° POSITIVA | TRIANGULAR 60° POSITIVA

Inserts Pastilhas Plaquitas	(1) Geometry code	(2) Grade code ISO Reference	P						M					K				N		S		
			CVD-MT			PVD			CVD-MT			PVD		UNC	CVD-MT			UNC	PVD			
			R2	R3	L7	L8	L9	G1	G4	L7	L8	L9	G1	G4	25	L5	L6	L9	10	G1	G4	
	1121702	TCMT 090204-MM																				
	1121811	TCMT 090208-MM																				
	1121968	TCMT 110204-MM																				
	1121969	TCMT 110208-MM																				
	1121819	TCMT 110304-MM																				
	1121826	TCMT 110308-MM																				
	1121835	TCMT 16T304-MM																				
	1121839	TCMT 16T308-MM																				
	1121843	TCMT 16T312-MM																				
	1121848	TCMT 220408-MM																				
	1121701	TCMT 090204-MK																				
	1121810	TCMT 090208-MK																				
	1121966	TCMT 110204-MK																				
	1121967	TCMT 110208-MK																				
	1121818	TCMT 110304-MK																				
	1121825	TCMT 110308-MK																				
	1121834	TCMT 16T304-MK																				
	1121838	TCMT 16T308-MK																				
	1121842	TCMT 16T312-MK																				
	1121847	TCMT 220408-MK																				
	1121974	TCMT 110208-MW																				
	1121828	TCMT 110308-MW																				
	1121841	TCMT 16T308-MW																				
	1123865	TCGT 090202-FS																				
	1123866	TCGT 090204-FS																				
	1123867	TCGT 110201-FS																				
	1123868	TCGT 110202-FS																				
	1123869	TCGT 110204-FS																				
	1123870	TCGT 110301-FS																				
	1123871	TCGT 110302-FS																				
	1123872	TCGT 110304-FS																				

⊗ First choice | 1ª Escolha | 1ª Opción   
 ⊗ Stock Items | Itens de stock   
 ○ Available under request | Disponível sob consulta | Disponible bajo consulta  
 Insert Order Code: (1) Geometry code + (2) Grade code   
 ⊗ Available under request | Disponível sob consulta | Disponible bajo consulta


## RELIEF ANGLE 7°



ISO Reference	ANSI Reference	Dimensions (mm) Dimensões (mm) Dimensiones (mm)				Cutting Conditions Condições de Corte Condiciones de Corte					
		D	S	Re	d1	ap (mm)	Min	Max	fn (mm/rev)	Min	Max
TCMT 090204-MM	TCMT 1.81.51-MM	5,560	2,38	0,40	2,50	0,60	0,19	2,25	0,11	0,06	0,17
TCMT 090208-MM	TCMT 1.81.52-MM	5,560	2,38	0,80	2,50	0,60	0,38	2,25	0,15	0,08	0,23
TCMT 110204-MM	TCMT 21.51-MM	6,350	2,38	0,40	2,80	0,67	0,21	2,50	0,13	0,06	0,19
TCMT 110208-MM	TCMT 21.52-MM	6,350	2,38	0,80	2,80	0,67	0,42	2,50	0,17	0,09	0,26
TCMT 110304-MM	TCMT 221-MM	6,350	3,18	0,40	2,80	0,67	0,21	2,50	0,13	0,06	0,19
TCMT 110308-MM	TCMT 222-MM	6,350	3,18	0,80	2,80	0,67	0,42	2,50	0,20	0,09	0,40
TCMT 16T304-MM	TCMT 32.51-MM	9,525	3,97	0,40	4,40	0,80	0,25	3,00	0,15	0,08	0,23
TCMT 16T308-MM	TCMT 32.52-MM	9,525	3,97	0,80	4,40	0,80	0,50	3,00	0,22	0,10	0,45
TCMT 16T312-MM	TCMT 32.53-MM	9,525	3,97	1,20	4,40	0,80	0,60	3,00	0,35	0,12	0,60
TCMT 220408-MM	TCMT 432-MM	12,700	4,76	0,80	5,50	0,96	0,60	3,60	0,25	0,12	0,45
TCMT 090204-MK	TCMT 1.81.51-MK	5,560	2,38	0,40	2,50	0,60	0,19	2,25	0,11	0,06	0,17
TCMT 090208-MK	TCMT 1.81.52-MK	5,560	2,38	0,80	2,50	0,60	0,38	2,25	0,15	0,08	0,23
TCMT 110204-MK	TCMT 21.51-MK	6,350	2,38	0,40	2,80	0,67	0,21	2,50	0,13	0,06	0,19
TCMT 110208-MK	TCMT 21.52-MK	6,350	2,38	0,80	2,80	0,67	0,42	2,50	0,17	0,09	0,26
TCMT 110304-MK	TCMT 221-MK	6,350	3,18	0,40	2,80	0,67	0,21	2,50	0,13	0,06	0,19
TCMT 110308-MK	TCMT 222-MK	6,350	3,18	0,80	2,80	0,67	0,42	2,50	0,20	0,09	0,40
TCMT 16T304-MK	TCMT 32.51-MK	9,525	3,97	0,40	4,40	0,80	0,25	3,00	0,15	0,08	0,23
TCMT 16T308-MK	TCMT 32.52-MK	9,525	3,97	0,80	4,40	0,80	0,50	3,00	0,22	0,10	0,45
TCMT 16T312-MK	TCMT 32.53-MK	9,525	3,97	1,20	4,40	0,80	0,60	3,00	0,35	0,12	0,60
TCMT 220408-MK	TCMT 432-MK	12,700	4,76	0,80	5,50	0,96	0,60	3,60	0,25	0,12	0,45
TCMT 110208-MW	TCMT 21.52-MW	6,350	2,38	0,80	2,80	1,20	0,50	3,00	0,30	0,15	0,50
TCMT 110308-MW	TCMT 222-MW	6,350	3,18	0,80	2,80	1,20	0,50	3,00	0,30	0,15	0,50
TCMT 16T308-MW	TCMT 32.52-MW	9,525	3,97	0,80	4,40	1,50	0,50	4,00	0,30	0,15	0,50
TCGT 090202-FS	TCGT 1.81.50.5-FS	5,560	2,38	0,20	2,50	0,50	0,10	1,50	0,07	0,02	0,12
TCGT 090204-FS	TCGT 1.81.51-FS	5,560	2,38	0,40	2,50	1,00	0,50	2,00	0,15	0,08	0,25
TCGT 110201-FS	TCGT 21.50.2-FS	6,350	2,38	0,10	2,80	0,30	0,10	1,00	0,03	0,01	0,08
TCGT 110202-FS	TCGT 21.50.5-FS	6,350	2,38	0,20	2,80	0,50	0,10	1,50	0,07	0,02	0,12
TCGT 110204-FS	TCGT 21.51-FS	6,350	2,38	0,40	2,80	1,30	0,30	2,50	0,15	0,08	0,25
TCGT 110301-FS	TCGT 220.2-FS	9,525	3,18	0,10	2,80	0,30	0,10	1,00	0,03	0,01	0,08
TCGT 110302-FS	TCGT 220.5-FS	9,525	3,18	0,20	2,80	0,50	0,10	1,50	0,07	0,02	0,12
TCGT 110304-FS	TCGT 221-FS	9,525	3,18	0,40	2,80	1,30	0,50	2,50	0,15	0,08	0,25

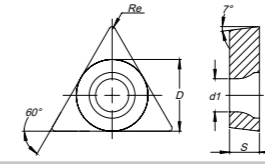
# TC = TRIANGULAR 60° POSITIVE

TRIANGULAR 60° POSITIVA | TRIANGULAR 60° POSITIVA

Inserts Pastilhas Plaquitas	(1) Geometry code	(2) Grade code	P						M						K			N		S	
			CVD-MT			PVD			CVD-MT			PVD			UNC	CVD-MT		UNC	PVD		
			R2	R3	L7	L8	L9	G1	G4	L7	L8	L9	G1	G4	25	L5	L6	L9	10	G1	G4
 Finishing to Fine Finishing	1124011	TCGT 090202-LN																⊗			
	1123683	TCGT 090204-LN																⊗			
	1121895	TCGT 110202-LN																⊗			
	1121896	TCGT 110204-LN																⊗			
	1124012	TCGT 110208-LN																⊗			
	1121897	TCGT 16T302-LN																⊗			
	1121898	TCGT 16T304-LN																⊗			
	1121899	TCGT 16T308-LN																⊗			
	1124013	TCGT 16T312-LN																⊗			
	1124014	TCGT 16T316-LN																⊗			

⊗ First choice | 1ª Escolha | 1ª Opción   
 ⊗ Stock Items | Itens de stock   
 ○ Available under request | Disponível sob consulta | Disponible bajo consulta  
 Insert Order Code: <sup>(1)</sup>Geometry code + <sup>(2)</sup>Grade code   
 ⊗ Available under request | Disponível sob consulta | Disponible bajo consulta

## RELIEF ANGLE 7°



ISO Reference	ANSI Reference	Dimensions (mm) Dimensões (mm) Dimensiones (mm)				Cutting Conditions Condições de Corte Condiciones de Corte					
		D	S	Re	d1	ap (mm)	Min	Max	fn (mm/rev)	Min	Max
TCGT 090202-LN	TCGT 1.81.50.5-LN	5,560	2,38	0,20	2,50	1,00	0,05	2,50	0,10	0,07	0,15
TCGT 090204-LN	TCGT 1.81.51-LN	5,560	2,38	0,40	2,50	1,00	0,05	2,50	0,15	0,10	0,20
TCGT 110202-LN	TCGT 21.50.5-LN	6,350	2,38	0,20	2,80	2,03	0,05	4,00	0,12	0,07	0,15
TCGT 110204-LN	TCGT 21.51-LN	6,350	2,38	0,40	2,80	2,05	0,10	4,00	0,15	0,10	0,20
TCGT 110208-LN	TCGT 21.52-LN	6,350	2,38	0,80	2,80	2,05	0,10	4,00	0,25	0,15	0,50
TCGT 16T302-LN	TCGT 32.50.5-LN	9,525	3,97	0,20	4,40	2,53	0,05	5,00	0,10	0,07	0,15
TCGT 16T304-LN	TCGT 32.51-LN	9,525	3,97	0,40	4,40	2,80	0,10	5,50	0,15	0,10	0,20
TCGT 16T308-LN	TCGT 32.52-LN	9,525	3,97	0,80	4,40	2,80	0,10	5,50	0,25	0,15	0,50
TCGT 16T312-LN	TCGT 32.53-LN	9,525	3,97	1,20	4,40	3,00	0,15	5,50	0,45	0,15	0,70
TCGT 16T316-LN	TCGT 32.54-LN	9,525	3,97	1,60	4,40	3,00	0,15	5,50	0,65	0,20	0,90



TURNING

Turning inserts

External Holders

Internal Holders

Automatic Lathes

Spare Parts

Technical Data



TURNING

Turning inserts

External Holders

Internal Holders

Automatic Lathes



Spare Parts

Technical Data



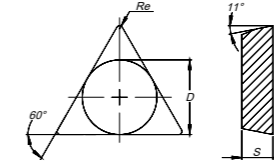
# TP = TRIANGULAR 60° POSITIVE

TRIANGULAR 60° POSITIVA | TRIANGULAR 60° POSITIVA

Inserts Pastilhas Plaquitas	(1) Geometry code	(2) Grade code ISO Reference	P						M					K				N		S			
			CVD-MT			PVD			CVD-MT			PVD		UNC	CVD-MT			UNC	PVD				
			R2	R3	L7	L8	L9	G1	G4	L7	L8	L9	G1	G4	25	L5	L6	L9	10	G1	G4		
	1120757	TPUN 110204				○																	
	1120759	TPUN 110208				○																	
	1120760	TPUN 110302				○																	
	1120761	TPUN 110304				○																	
	1120762	TPUN 110308				○																	
	1120853	TPUN 110312				○																	
	1120765	TPUN 160304				⊗	⊗			⊗													
	1120766	TPUN 160308				⊗	⊗			⊗													
	1120770	TPUN 160312				⊗	⊗																
	1120772	TPUN 160316				○																	
	1120773	TPUN 160326				○																	
	1120774	TPUN 160408				○																	
	1120775	TPUN 160412				○																	
	1120777	TPUN 220404				⊗	⊗			○													
	1120779	TPUN 220408				⊗	⊗			○													
	1120783	TPUN 220412				⊗	⊗																
	1120786	TPUN 220416				○																	
	1120789	TPUN 220420				○																	
	1121059	TPUN 220440				○																	
	1120791	TPUN 270616						○															
1120793	TPUN 270620						○																
1121594	TPUN 330620				⊗	○																	
	1120733	TPMR 090204-12				○	○																
	1120736	TPMR 090304-12				○	○																
	1120738	TPMR 110302-12				○	○																
	1120740	TPMR 110304-12				⊗	⊗																
	1120743	TPMR 110308-12				⊗	⊗																
	1120745	TPMR 160304-12				⊗	⊗																
	1120748	TPMR 160308-12				⊗	⊗																
1120751	TPMR 160312-12				○	○																	

⊗ First choice | 1ª Escolha | 1ª Opción    ⊗ Stock Items | Itens de stock    ○ Available under request | Disponível sob consulta | Disponible bajo consulta  
 Insert Order Code: (1) Geometry code + (2) Grade code    △ Available under request | Disponível sob consulta | Disponible bajo consulta


## RELIEF ANGLE 11°



ISO Reference	ANSI Reference	Dimensions (mm) Dimensões (mm) Dimensiones (mm)				Cutting Conditions Condições de Corte Condiciones de Corte					
		D	S	Re	d1	ap (mm)	Min	Max	fn (mm/rev)	Min	Max
TPUN 110204	TPUN 21.51	6,350	2,38	0,40	-	2,00	1,00	3,00	0,15	0,10	0,30
TPUN 110208	TPUN 21.52	6,350	2,38	0,80	-	2,00	1,00	3,00	0,30	0,15	0,40
TPUN 110302	TPUN 220.5	6,350	3,18	0,20	-	2,00	1,00	3,00	0,10	0,05	0,13
TPUN 110304	TPUN 221	6,350	3,18	0,40	-	2,00	1,00	3,00	0,15	0,10	0,30
TPUN 110308	TPUN 222	6,350	3,18	0,80	-	2,00	1,00	3,00	0,30	0,15	0,40
TPUN 110312	TPUN 223	6,350	3,18	1,20	-	2,00	1,00	3,00	0,35	0,20	0,50
TPUN 160304	TPUN 321	9,525	3,18	0,40	-	3,50	1,00	5,00	0,15	0,10	0,30
TPUN 160308	TPUN 322	9,525	3,18	0,80	-	3,50	1,00	5,00	0,30	0,15	0,40
TPUN 160312	TPUN 323	9,525	3,18	1,20	-	3,50	1,50	5,00	0,35	0,20	0,50
TPUN 160316	TPUN 324	9,525	3,18	1,60	-	3,50	1,50	5,00	0,50	0,25	0,70
TPUN 160326	TPUN 326.5	9,525	3,18	2,60	-	3,50	1,50	5,00	0,80	0,25	1,40
TPUN 160408	TPUN 332	9,525	4,76	0,80	-	3,50	1,00	5,00	0,30	0,15	0,40
TPUN 160412	TPUN 333	9,525	4,76	1,20	-	3,50	1,50	5,00	0,35	0,20	0,50
TPUN 220404	TPUN 431	12,700	4,76	0,40	-	4,50	1,50	7,00	0,15	0,10	0,30
TPUN 220408	TPUN 432	12,700	4,76	0,80	-	4,50	1,50	7,00	0,30	0,15	0,40
TPUN 220412	TPUN 433	12,700	4,76	1,20	-	4,50	1,50	7,00	0,35	0,20	0,50
TPUN 220416	TPUN 434	12,700	4,76	1,60	-	4,50	1,50	7,00	0,50	0,25	0,70
TPUN 220420	TPUN 435	12,700	4,76	2,00	-	4,50	1,50	7,00	0,60	0,30	1,00
TPUN 220440	TPUN 4310	12,700	4,76	4,00	-	4,50	1,50	7,00	1,20	0,40	2,20
TPUN 270616	TPUN 544	15,875	6,35	1,60	-	5,50	2,00	8,00	0,50	0,25	0,70
TPUN 270620	TPUN 545	15,875	6,35	2,00	-	5,50	2,00	8,00	0,60	0,30	1,00
TPUN 330620	TPUN 645	19,050	6,35	2,00	-	6,50	3,00	10,00	0,60	0,30	1,00
TPMR 090204-12	TPMR 1.81.51-12	5,560	2,38	0,40	-	0,60	0,10	1,00	0,10	0,05	0,15
TPMR 090304-12	TPMR 1.821-12	5,560	3,18	0,40	-	0,60	0,10	1,00	0,10	0,05	0,15
TPMR 110302-12	TPMR 220.5-12	6,350	3,18	0,20	-	0,90	0,10	1,50	0,07	0,03	0,10
TPMR 110304-12	TPMR 221-12	6,350	3,18	0,40	-	0,90	0,30	1,50	0,10	0,05	0,20
TPMR 110308-12	TPMR 222-12	6,350	3,18	0,80	-	0,90	0,30	1,50	0,20	0,05	0,35
TPMR 160304-12	TPMR 321-12	9,525	3,18	0,40	-	1,30	0,50	2,00	0,12	0,08	0,20
TPMR 160308-12	TPMR 322-12	9,525	3,18	0,80	-	1,50	0,50	3,00	0,22	0,08	0,35
TPMR 160312-12	TPMR 323-12	9,525	3,18	1,20	-	1,50	0,50	3,00	0,35	0,08	0,55

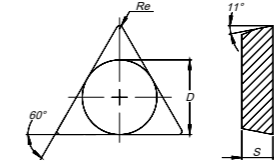
# TP = TRIANGULAR 60° POSITIVE

TRIANGULAR 60° POSITIVA | TRIANGULAR 60° POSITIVA

Inserts Pastilhas Plaquitas	(1) Geometry code	(2) Grade code ISO Reference	P						M					K				N		S	
			CVD-MT			PVD			CVD-MT			PVD		UNC	CVD-MT			UNC	PVD		
			R2	R3	L7	L8	L9	G1	G4	L7	L8	L9	G1	G4	25	L5	L6	L9	10	G1	G4
 TPMR-13	1120732	TPMR 090202-13			○	○															
	1120734	TPMR 090204-13			⊗	⊗															
	1120735	TPMR 090208-13			○	○															
	1120737	TPMR 090304-13			○	○															
Finishing	1120739	TPMR 110302-13			○	○															
	1120741	TPMR 110304-13			⊗	⊗															
	1120744	TPMR 110308-13			⊗	⊗															
	1120746	TPMR 160304-13			⊗	⊗															
	1120749	TPMR 160308-13			⊗	⊗															
	1120752	TPMR 160312-13			⊗	⊗															
	1120753	TPMR 220408-13			⊗	⊗															

⊗ First choice | 1ª Escolha | 1ª Opción   
 ⊗ Stock Items | Itens de stock   
 ○ Available under request | Disponível sob consulta | Disponible bajo consulta  
 Insert Order Code: (1) Geometry code + (2) Grade code   
 ⊗ Available under request | Disponível sob consulta | Disponible bajo consulta

## RELIEF ANGLE 11°



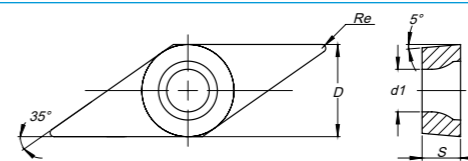
ISO Reference	ANSI Reference	Dimensions (mm) Dimensões (mm) Dimensiones (mm)				Cutting Conditions Condições de Corte Condiciones de Corte					
		D	S	Re	d1	ap (mm)	Min	Max	fn (mm/rev)	Min	Max
TPMR 090202-13	TPMR 1.81.50.5-13	5,560	2,38	0,20	-	0,80	0,20	1,50	0,05	0,03	0,10
TPMR 090204-13	TPMR 1.81.51-13	5,560	2,38	0,40	-	1,00	0,20	1,50	0,10	0,08	0,20
TPMR 090208-13	TPMR 1.81.52-13	5,560	2,38	0,80	-	1,00	0,20	1,50	0,25	0,13	0,40
TPMR 090304-13	TPMR 1.821-13	5,560	3,18	0,40	-	1,00	0,20	1,50	0,10	0,08	0,20
TPMR 110302-13	TPMR 220.5-13	6,350	3,18	0,20	-	1,50	0,20	2,00	0,05	0,03	0,10
TPMR 110304-13	TPMR 221-13	6,350	3,18	0,40	-	2,00	1,00	3,00	0,12	0,10	0,20
TPMR 110308-13	TPMR 222-13	6,350	3,18	0,80	-	2,00	1,00	3,00	0,25	0,13	0,40
TPMR 160304-13	TPMR 321-13	9,525	3,18	0,40	-	3,00	1,00	5,00	0,15	0,10	0,20
TPMR 160308-13	TPMR 322-13	9,525	3,18	0,80	-	3,00	1,00	5,00	0,30	0,13	0,40
TPMR 160312-13	TPMR 323-13	9,525	3,18	1,20	-	3,00	1,00	5,00	0,40	0,15	0,55
TPMR 220408-13	TPMR 432-13	12,700	4,76	0,80	-	5,00	1,50	7,00	0,30	0,15	0,40

# VB = RHOMBIC 35° POSITIVE

RÔMBICA 35° POSITIVA | RÓMBICA 35° POSITIVA

Inserts Pastilhas Plaquitas	(1) Geometry code	(2) Grade code	P						M						K			N		S	
			CVD-MT			PVD			CVD-MT			PVD			UNC	CVD-MT		UNC	PVD		
			R2	R3	L7	L8	L9	G1	G4	L7	L8	L9	G1	G4	25	L5	L6	L9	10	G1	G4
		ISO Reference	PHG115	PHG125	PH5115	PH5125	PH5740	PH7910	PH7920	PH5115	PH5125	PH5740	PH7910	PH7920	PH0705	PH5705	PH5320	PH5740	PH0910	PH7910	PH7920
VBW	1120932	VBW 110202														○					
	1121771	VBW 110302														○					
	1121772	VBW 110304														○					
Finishing	1121773	VBW 110308														○					
	1120802	VBW 160402														○					
	1120804	VBW 160404														⊗					
	1120805	VBW 160408														⊗					
	1121774	VBW 160412														○					
VBMT-FP	1121852	VBMT 110302-FP			○	⊗															
	1121855	VBMT 110304-FP			⊗	⊗															
	1121858	VBMT 110308-FP			⊗	⊗															
Fine Finishing	1121859	VBMT 110312-FP			⊗	⊗															
	1121862	VBMT 160402-FP			○	⊗															
	1121865	VBMT 160404-FP			⊗	⊗															
	1121670	VBMT 160408-FP			⊗	⊗															
	1121793	VBMT 160412-FP			⊗	⊗															
VBMT-FM	1121851	VBMT 110302-FM									⊗			⊗							⊗
	1121854	VBMT 110304-FM									⊗			⊗							⊗
	1121857	VBMT 110308-FM									⊗			⊗							⊗
Fine Finishing	1121861	VBMT 160402-FM									⊗			⊗							⊗
	1121864	VBMT 160404-FM									⊗			⊗							⊗
	1121870	VBMT 160408-FM									⊗			⊗							⊗
	1121792	VBMT 160412-FM									⊗			⊗							⊗
VBMT-FK	1121850	VBMT 110302-FK														⊗					
	1121853	VBMT 110304-FK														⊗					
	1121856	VBMT 110308-FK														⊗					
Fine Finishing	1121860	VBMT 160402-FK														⊗					
	1121863	VBMT 160404-FK														⊗					
	1121869	VBMT 160408-FK														⊗					
VBMT-MP	1121868	VBMT 160404-MP			⊗	⊗		⊗	⊗												
	1121791	VBMT 160408-MP			⊗	⊗		⊗	⊗												
Finishing	1121796	VBMT 160412-MP			⊗	⊗		○	○												
VBMT-MM	1121867	VBMT 160404-MM									⊗			⊗						⊗	⊗
	1121790	VBMT 160408-MM									⊗			⊗						⊗	⊗
Finishing	1121795	VBMT 160412-MM									⊗			○		⊗				○	⊗

RELIEF ANGLE 5°




ISO Reference	ANSI Reference	Dimensions (mm) Dimensões (mm) Dimensiones (mm)				Cutting Conditions Condições de Corte Condiciones de Corte					
		D	S	Re	d1	ap (mm)	Min	Max	fn (mm/rev)	Min	Max
VBW 110202	VBW 21.50.5	6,350	2,38	0,20	2,80	1,00	0,05	2,80	0,10	0,05	0,13
VBW 110302	VBW 220.5	6,350	3,18	0,20	2,80	1,50	0,05	3,10	0,10	0,05	0,13
VBW 110304	VBW 221	6,350	3,18	0,40	2,80	1,50	0,05	3,10	0,20	0,10	0,26
VBW 110308	VBW 222	6,350	3,18	0,80	2,80	1,50	0,05	3,10	0,40	0,16	0,53
VBW 160402	VBW 330.5	9,525	4,76	0,20	4,40	2,00	0,05	3,70	0,10	0,05	0,13
VBW 160404	VBW 331	9,525	4,76	0,40	4,40	2,30	0,05	4,70	0,20	0,10	0,26
VBW 160408	VBW 332	9,525	4,76	0,80	4,40	2,30	0,05	4,70	0,40	0,16	0,53
VBW 160412	VBW 333	9,525	4,76	1,20	4,40	2,30	0,05	4,70	0,60	0,24	0,80
VBMT 110302-FP	VBMT 220.5-FP	6,350	3,18	0,20	2,80	0,30	0,06	1,70	0,06	0,03	0,13
VBMT 110304-FP	VBMT 221-FP	6,350	3,18	0,40	2,80	0,30	0,10	1,70	0,10	0,05	0,19
VBMT 110308-FP	VBMT 222-FP	6,350	3,18	0,80	2,80	0,30	0,13	1,70	0,13	0,07	0,26
VBMT 110312-FP	VBMT 223-FP	6,350	3,18	1,20	2,80	0,30	0,13	1,70	0,15	0,08	0,31
VBMT 160402-FP	VBMT 330.5-FP	9,525	4,76	0,20	4,40	0,32	0,07	1,80	0,07	0,04	0,14
VBMT 160404-FP	VBMT 331-FP	9,525	4,76	0,40	4,40	0,32	0,10	1,80	0,10	0,05	0,20
VBMT 160408-FP	VBMT 332-FP	9,525	4,76	0,80	4,40	0,32	0,14	1,80	0,14	0,07	0,27
VBMT 160412-FP	VBMT 333-FP	9,525	4,76	1,20	4,40	0,32	0,14	1,80	0,16	0,09	0,32
VBMT 110302-FM	VBMT 220.5-FM	6,350	3,18	0,20	2,80	0,30	0,06	1,70	0,06	0,03	0,13
VBMT 110304-FM	VBMT 221-FM	6,350	3,18	0,40	2,80	0,30	0,10	1,70	0,10	0,05	0,19
VBMT 110308-FM	VBMT 222-FM	6,350	3,18	0,80	2,80	0,30	0,13	1,70	0,13	0,07	0,26
VBMT 160402-FM	VBMT 330.5-FM	9,525	4,76	0,20	4,40	0,32	0,07	1,80	0,07	0,04	0,14
VBMT 160404-FM	VBMT 331-FM	9,525	4,76	0,40	4,40	0,32	0,10	1,80	0,10	0,05	0,20
VBMT 160408-FM	VBMT 332-FM	9,525	4,76	0,80	4,40	0,32	0,14	1,80	0,14	0,07	0,27
VBMT 160412-FM	VBMT 333-FM	9,525	4,76	1,20	4,40	0,32	0,14	1,80	0,16	0,09	0,32
VBMT 110302-FK	VBMT 220.5-FK	6,350	3,18	0,20	2,80	0,30	0,06	1,70	0,06	0,03	0,13
VBMT 110304-FK	VBMT 221-FK	6,350	3,18	0,40	2,80	0,30	0,10	1,70	0,10	0,05	0,19
VBMT 110308-FK	VBMT 222-FK	6,350	3,18	0,80	2,80	0,30	0,13	1,70	0,13	0,07	0,26
VBMT 160402-FK	VBMT 330.5-FK	9,525	4,76	0,20	4,40	0,32	0,07	1,80	0,07	0,04	0,14
VBMT 160404-FK	VBMT 331-FK	9,525	4,76	0,40	4,40	0,32	0,10	1,80	0,10	0,05	0,20
VBMT 160408-FK	VBMT 332-FK	9,525	4,76	0,80	4,40	0,32	0,14	1,80	0,14	0,07	0,27
VBMT 160404-MP	VBMT 331-MP	9,525	4,76	0,40	4,40	0,72	0,23	2,70	0,14	0,07	0,20
VBMT 160408-MP	VBMT 332-MP	9,525	4,76	0,80	4,40	0,72	0,45	2,70	0,18	0,09	0,27
VBMT 160412-MP	VBMT 333-MP	9,525	4,76	1,20	4,40	0,72	0,54	2,70	0,22	0,11	0,32
VBMT 160404-MM	VBMT 331-MM	9,525	4,76	0,40	4,40	0,72	0,23	2,70	0,14	0,07	0,20
VBMT 160408-MM	VBMT 332-MM	9,525	4,76	0,80	4,40	0,72	0,45	2,70	0,18	0,09	0,27
VBMT 160412-MM	VBMT 333-MM	9,525	4,76	1,20	4,40	0,72	0,54	2,70	0,22	0,11	0,32

⊗ First choice | 1ª Escolha | 1ª Opción    ⊗ Stock Items | Itens de stock    ○ Available under request | Disponível sob consulta | Disponible bajo consulta  
 Insert Order Code: (1) Geometry code + (2) Grade code    ⊗ Available under request | Disponível sob consulta | Disponible bajo consulta

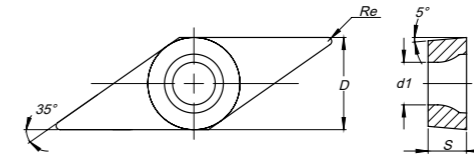
# VB = RHOMBIC 35° POSITIVE

RÔMBICA 35° POSITIVA | RÓMBICA 35° POSITIVA

Inserts Pastilhas Plaquetas	(1) Geometry code	(2) Grade code	P						M					K			N	S			
			CVD-MT			PVD			CVD-MT			PVD		UNC	CVD-MT		UNC	PVD			
			R2	R3	L7	L8	L9	G1	G4	L7	L8	L9	G1	G4	25	L5	L6	L9	10	G1	G4
			PHG115	PHG125	PH5115	PH5125	PH5740	PH7910	PH7920	PH5115	PH5125	PH5740	PH7910	PH7920	PH0705	PH5705	PH5320	PH5740	PH0910	PH7910	PH7920
VBMT-MK	1121866	VBMT 160404-MK													⊗	⊗					
	1121871	VBMT 160408-MK													⊗	⊗					
Finishing	1121794	VBMT 160412-MK													⊗	⊗					

⊗ First choice | 1ª Escolha | 1ª Opción    ⊗ Stock Items | Itens de stock    ○ Available under request | Disponível sob consulta | Disponible bajo consulta  
 Insert Order Code: (1) Geometry code + (2) Grade code    ⊗ Available under request | Disponível sob consulta | Disponible bajo consulta

RELIEF ANGLE 5°



ISO Reference	ANSI Reference	Dimensions (mm) Dimensões (mm) Dimensiones (mm)				Cutting Conditions Condições de Corte Condiciones de Corte					
		D	S	Re	d1	ap (mm)	Min	Max	fn (mm/rev)	Min	Max
VBMT 160404-MK	VBMT 331-MK	9,525	4,76	0,40	4,40	0,72	0,23	2,70	0,14	0,07	0,20
VBMT 160408-MK	VBMT 332-MK	9,525	4,76	0,80	4,40	0,72	0,45	2,70	0,18	0,09	0,27
VBMT 160412-MK	VBMT 333-MK	9,525	4,76	1,20	4,40	0,72	0,54	2,70	0,22	0,11	0,32



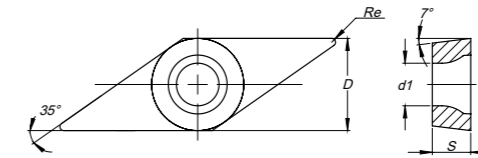
# VC = RHOMBIC 35° POSITIVE

## RÔMBICA 35° POSITIVA | RÓMBICA 35° POSITIVA

Inserts Pastilhas Plaquetas	(1) Geometry code	(2) Grade code ISO Reference	P						M					K				N	S	
			CVD-MT			PVD			CVD-MT			PVD		UNC	CVD-MT			UNC	PVD	
			R2	R3	L7	L8	L9	G1	G4	L7	L8	L9	G1	G4	25	L5	L6	L9	10	G1
PHG115	PHG125	PH5115	PH5125	PH5740	PH7910	PH7920	PH5115	PH5125	PH5740	PH7910	PH7920	PH0705	PH5705	PH5320	PH5740	PH0910	PH7910	PH7920		
VCMTW	1121215	VCMTW 110202																		
	1120812	VCMTW 110302													○	○				
	1120814	VCMTW 110304													○	○				
	Finishing	1120815	VCMTW 130304												○	○				
		1121190	VCMTW 160402												○	○				
		1120816	VCMTW 160404												⊗	○				
		1121189	VCMTW 160408												○	○				
VCMT-FP	1121776	VCMT 110302-FP			○	⊗														
	1121779	VCMT 110304-FP			⊗	⊗														
	1121977	VCMT 160402-FP			○	⊗														
	Fine Finishing	1121978	VCMT 160404-FP			⊗	⊗													
		1121979	VCMT 160408-FP			⊗	⊗													
	1121980	VCMT 160412-FP			⊗	○														
VCMT-FM	1121775	VCMT 110302-FM											⊗							⊗
	1121778	VCMT 110304-FM											⊗							⊗
	1121981	VCMT 160402-FM											⊗							⊗
	Fine Finishing	1121982	VCMT 160404-FM										⊗							⊗
		1121983	VCMT 160408-FM										⊗							⊗
	1121984	VCMT 160412-FM										⊗							⊗	
VCMT-FK	1121777	VCMT 110304-FK													⊗	○				
	1121985	VCMT 160402-FK													⊗	○				
	Fine Finishing	1121986	VCMT 160404-FK												⊗	○				
	1121987	VCMT 160408-FK													⊗	○				
VCMT-MP	1121754	VCMT 110304-MP			⊗	⊗														
	1121752	VCMT 110308-MP			⊗	⊗														
	1121988	VCMT 160404-MP			⊗	⊗														
	Finishing	1121989	VCMT 160408-MP			⊗	⊗													
		1121990	VCMT 160412-MP			⊗	⊗													
VCMT-MM	1121780	VCMT 110304-MM											⊗							⊗
	1121751	VCMT 110308-MM											⊗							⊗
	1121991	VCMT 160404-MM											⊗							⊗
	Finishing	1121992	VCMT 160408-MM										⊗							⊗
		1121993	VCMT 160412-MM										⊗							⊗
VCMT-MK	1121753	VCMT 110308-MK													⊗	⊗				
	1121994	VCMT 160404-MK													⊗	⊗				
	Finishing	1121995	VCMT 160408-MK												⊗	⊗				
	1121996	VCMT 160412-MK													⊗	⊗				

⊗ First choice | 1ª Escolha | 1ª Opción   ⊗ Stock Items | Itens de stock   ○ Available under request | Disponível sob consulta | Disponible bajo consulta  
 Insert Order Code: (1) Geometry code + (2) Grade code   ⊗ Available under request | Disponível sob consulta | Disponible bajo consulta



## RELIEF ANGLE 7°



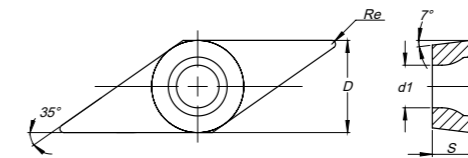
ISO Reference	ANSI Reference	Dimensions (mm) Dimensões (mm) Dimensiones (mm)				Cutting Conditions Condições de Corte Condiciones de Corte					
		D	S	Re	d1	ap (mm)	Min	Max	fn (mm/rev)	Min	Max
VCMTW 110202	VCMTW 21.50.5	6,350	2,38	0,20	2,80	1,20	0,05	2,90	0,10	0,04	0,13
VCMTW 110302	VCMTW 220.5	6,350	3,18	0,20	2,80	1,50	0,05	3,10	0,10	0,04	0,13
VCMTW 110304	VCMTW 221	6,350	3,18	0,40	2,80	1,50	0,05	3,10	0,20	0,08	0,26
VCMTW 130304	VCMTW 2.521	7,940	3,18	0,40	3,40	2,00	0,05	3,80	0,20	0,08	0,26
VCMTW 160402	VCMTW 330.5	9,525	4,76	0,20	4,40	2,00	0,05	4,20	0,10	0,04	0,13
VCMTW 160404	VCMTW 331	9,525	4,76	0,40	4,40	2,30	0,05	4,70	0,20	0,08	0,26
VCMTW 160408	VCMTW 332	9,525	4,76	0,80	4,40	2,30	0,05	4,70	0,40	0,16	0,53
VCMT 110302-FP	VCMT 220.5-FP	6,350	3,18	0,20	2,80	0,30	0,07	1,50	0,07	0,03	0,13
VCMT 110304-FP	VCMT 221-FP	6,350	3,18	0,40	2,80	0,30	0,10	1,50	0,10	0,05	0,20
VCMT 160402-FP	VCMT 330.5-FP	9,525	4,76	0,20	4,40	0,32	0,07	1,80	0,07	0,04	0,14
VCMT 160404-FP	VCMT 331-FP	9,525	4,76	0,40	4,40	0,32	0,10	1,80	0,10	0,05	0,20
VCMT 160408-FP	VCMT 332-FP	9,525	4,76	0,80	4,40	0,32	0,14	1,80	0,14	0,07	0,27
VCMT 160412-FP	VCMT 333-FP	9,525	4,76	1,20	4,40	0,32	0,14	1,80	0,16	0,09	0,32
VCMT 110302-FM	VCMT 220.5-FM	6,350	3,18	0,20	2,80	0,30	0,07	1,50	0,07	0,03	0,13
VCMT 110304-FM	VCMT 221-FM	6,350	3,18	0,40	2,80	0,30	0,10	1,50	0,10	0,05	0,20
VCMT 160402-FM	VCMT 330.5-FM	9,525	4,76	0,20	4,40	0,32	0,07	1,80	0,07	0,04	0,14
VCMT 160404-FM	VCMT 331-FM	9,525	4,76	0,40	4,40	0,32	0,10	1,80	0,10	0,05	0,20
VCMT 160408-FM	VCMT 332-FM	9,525	4,76	0,80	4,40	0,32	0,14	1,80	0,14	0,07	0,27
VCMT 160412-FM	VCMT 333-FM	9,525	4,76	1,20	4,40	0,32	0,14	1,80	0,16	0,09	0,32
VCMT 110304-FK	VCMT 221-FK	6,350	3,18	0,40	2,80	0,30	0,10	1,50	0,10	0,05	0,20
VCMT 160402-FK	VCMT 330.5-FK	9,525	4,76	0,20	4,40	0,32	0,07	1,80	0,07	0,04	0,14
VCMT 160404-FK	VCMT 331-FK	9,525	4,76	0,40	4,40	0,32	0,10	1,80	0,10	0,05	0,20
VCMT 160408-FK	VCMT 332-FK	9,525	4,76	0,80	4,40	0,32	0,14	1,80	0,14	0,07	0,27
VCMT 110304-MP	VCMT 221-MP	6,350	3,18	0,40	2,80	0,77	0,31	2,55	0,15	0,10	0,25
VCMT 110308-MP	VCMT 222-MP	6,350	3,18	0,80	2,80	0,77	0,61	2,55	0,20	0,13	0,33
VCMT 160404-MP	VCMT 331-MP	9,525	4,76	0,40	4,40	0,72	0,23	2,70	0,14	0,07	0,20
VCMT 160408-MP	VCMT 332-MP	9,525	4,76	0,80	4,40	0,72	0,45	2,70	0,18	0,09	0,27
VCMT 160412-MP	VCMT 333-MP	9,525	4,76	1,20	4,40	0,72	0,54	2,70	0,22	0,11	0,32
VCMT 110304-MM	VCMT 221-MM	6,350	3,18	0,40	2,80	0,77	0,31	2,55	0,15	0,10	0,25
VCMT 110308-MM	VCMT 222-MM	6,350	3,18	0,80	2,80	0,77	0,61	2,55	0,20	0,13	0,33
VCMT 160404-MM	VCMT 331-MM	9,525	4,76	0,40	4,40	0,72	0,23	2,70	0,14	0,07	0,20
VCMT 160408-MM	VCMT 332-MM	9,525	4,76	0,80	4,40	0,72	0,45	2,70	0,18	0,09	0,27
VCMT 160412-MM	VCMT 333-MM	9,525	4,76	1,20	4,40	0,72	0,54	2,70	0,22	0,11	0,32
VCMT 110308-MK	VCMT 222-MK	6,350	3,18	0,80	2,80	0,77	0,61	2,55	0,20	0,13	0,33
VCMT 160404-MK	VCMT 331-MK	9,525	4,76	0,40	4,40	0,72	0,23	2,70	0,14	0,07	0,20
VCMT 160408-MK	VCMT 332-MK	9,525	4,76	0,80	4,40	0,72	0,45	2,70	0,18	0,09	0,27
VCMT 160412-MK	VCMT 333-MK	9,525	4,76	1,20	4,40	0,72	0,54	2,70	0,22	0,11	0,32

# VC = RHOMBIC 35° POSITIVE

RÔMBICA 35° POSITIVA | RÓMBICA 35° POSITIVA

Inserts Pastilhas Plaquetas	(1) Geometry code	(2) Grade code ISO Reference	P						M					K				N	S				
			CVD-MT			PVD			CVD-MT			PVD		UNC	CVD-MT			UNC	PVD				
			R2	R3	L7	L8	L9	G1	G4	L7	L8	L9	G1	G4	25	L5	L6	L9	10	G1	G4		
 Finishing to Fine Finishing	1123861	VCGT 110301-FS																					
	1123862	VCGT 110302-FS																					
	1123863	VCGT 110304-FS																					
 Finishing to Fine Finishing	1123689	VCGT 110301-LN																					
	1121889	VCGT 110302-LN																					
	1121890	VCGT 110304-LN																					
	1121891	VCGT 110308-LN																					
	1124015	VCGT 130302-LN																					
	1124016	VCGT 130304-LN																					
	1111878	VCGT 160402-LN																					
	1111533	VCGT 160404-LN																					
	1121893	VCGT 160408-LN																					
	1121894	VCGT 160412-LN																					
1121929	VCGT 220530-LN																						

RELIEF ANGLE 7°



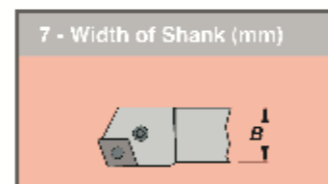
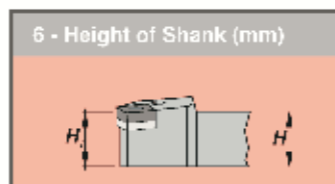
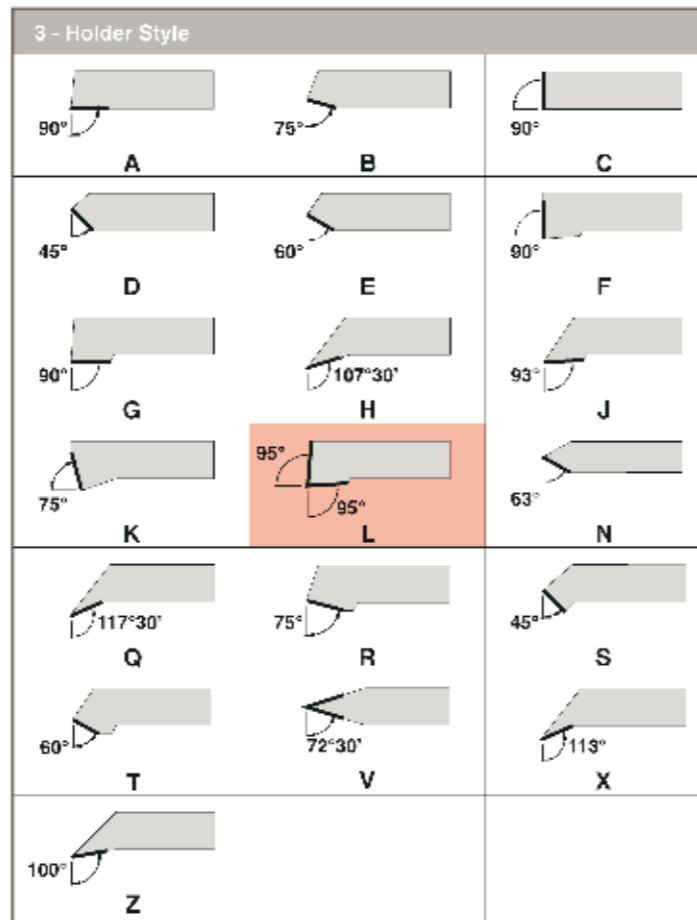
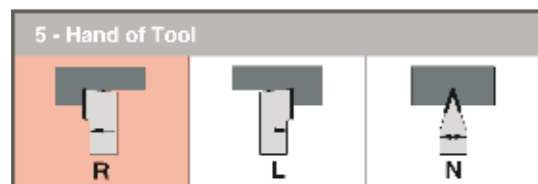
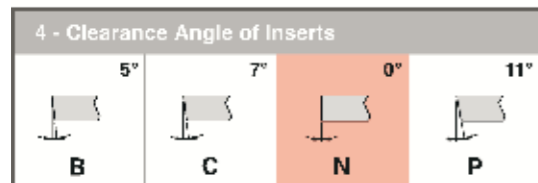
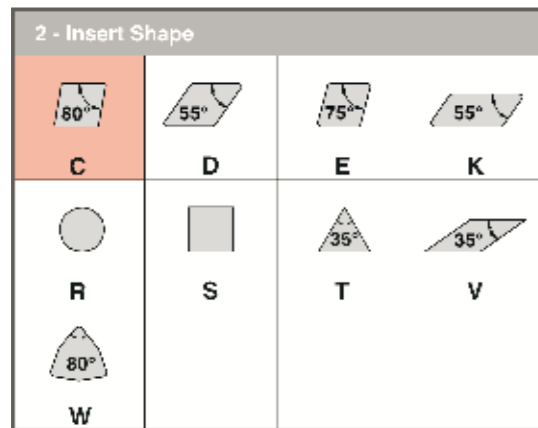
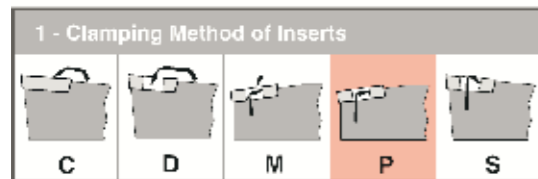
ISO Reference	ANSI Reference	Dimensions (mm) Dimensões (mm) Dimensiones (mm)				Cutting Conditions Condições de Corte Condiciones de Corte					
		D	S	Re	d1	ap (mm)	Min	Max	fn (mm/rev)	Min	Max
VCGT 110301-FS	VCGT 220.2-FS	6,350	3,18	0,10	2,80	0,30	0,10	1,00	0,03	0,01	0,08
VCGT 110302-FS	VCGT 220.5-FS	6,350	3,18	0,20	2,80	0,50	0,10	1,50	0,07	0,02	0,12
VCGT 110304-FS	VCGT 221-FS	6,350	3,18	0,40	2,80	1,00	0,30	2,50	0,15	0,08	0,25
VCGT 110301-LN	VCGT 220.2-LN	6,350	3,18	0,10	2,80	1,53	0,05	3,00	0,04	0,02	0,06
VCGT 110302-LN	VCGT 220.5-LN	6,350	3,18	0,20	2,80	1,53	0,05	3,00	0,07	0,05	0,12
VCGT 110304-LN	VCGT 221-LN	6,350	3,18	0,40	2,80	1,53	0,05	3,00	0,15	0,10	0,25
VCGT 110308-LN	VCGT 222-LN	6,350	3,18	0,80	2,80	1,53	0,05	3,00	0,22	0,15	0,45
VCGT 130302-LN	VCGT 2.520.5-LN	7,940	3,18	0,20	3,40	2,00	0,10	4,00	0,07	0,05	0,12
VCGT 130304-LN	VCGT 2.521-LN	7,940	3,18	0,40	3,40	2,00	0,10	4,00	0,15	0,10	0,25
VCGT 160402-LN	VCGT 330.5-LN	9,525	4,76	0,20	4,40	2,30	0,10	5,00	0,07	0,05	0,12
VCGT 160404-LN	VCGT 331-LN	9,525	4,76	0,40	4,40	2,55	0,10	5,00	0,15	0,10	0,25
VCGT 160408-LN	VCGT 332-LN	9,525	4,76	0,80	4,40	2,55	0,10	5,00	0,22	0,15	0,45
VCGT 160412-LN	VCGT 333-LN	9,525	4,76	1,20	4,40	2,55	0,10	5,00	0,40	0,15	0,60
VCGT 220530-LN	VCGT 43.575-LN	12,700	5,56	3,00	5,50	3,55	0,10	7,00	0,80	0,15	1,60

 First choice | 1ª Escolha | 1ª Opción   
  Stock Items | Itens de stock   
  Available under request | Disponível sob consulta | Disponible bajo consulta  
 Insert Order Code: (1) Geometry code + (2) Grade code   
  Available under request | Disponível sob consulta | Disponible bajo consulta

# CODE KEY FOR EXTERNAL TURNING TOOLHOLDERS

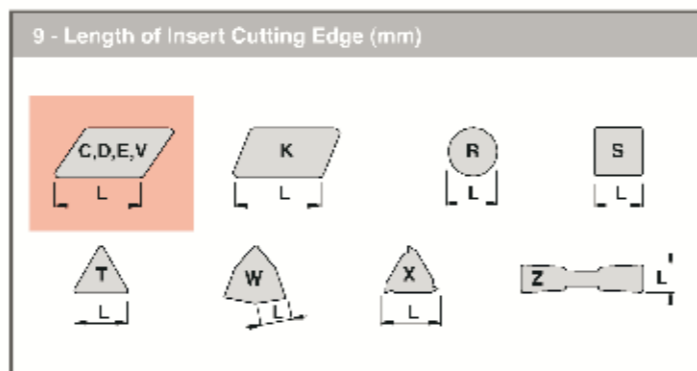
Sistema De Codificação Para Suportes De Torneamento Externo (ISO) | Codificación De Herramientas De Torneado Exterior (ISO)

**1** **2** **3** **4** **5** - **6** **7** - **8** **9**  
**P** **C** **L** **N** **R** - **25** **25** - **M** **12**



**8 - Length of Holder (mm)**

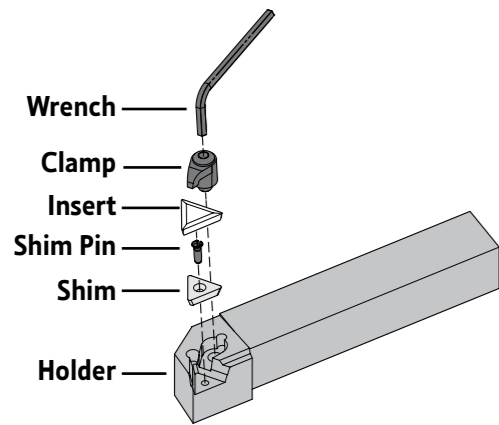
D	60	P	170
E	70	R	200
F	80	S	250
H	100	T	300
K	125	U	350
L	140	V	400
M	150	X	Special



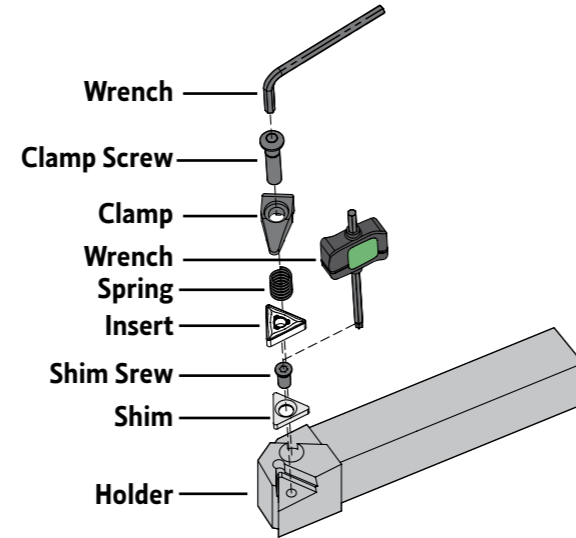
- C - 404 | Top Clamp (C)
- C - 419 | Dimple Lock System (D)
- C - 425 | Wedge Clamp System (M)
- C - 425 | Double Lock System (M-K)
- C - 440 | Lever Lock System (P)
- C - 463 | Center Screw System (S)

## EXTERNAL TURNING

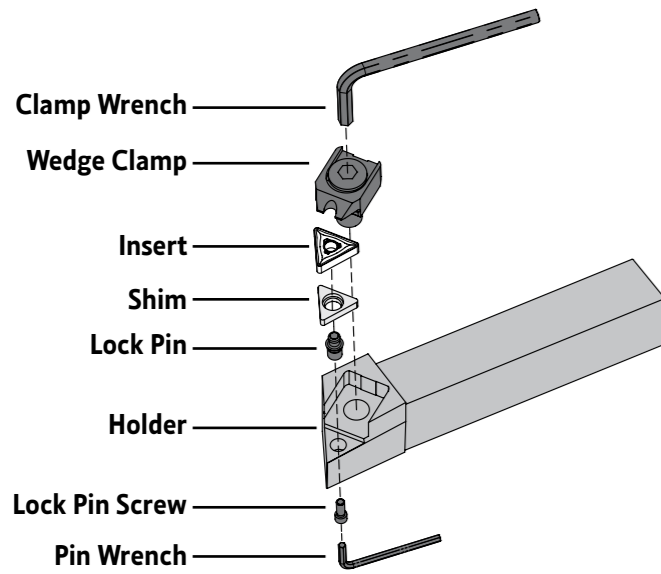
(C) TOP CLAMP SYSTEM



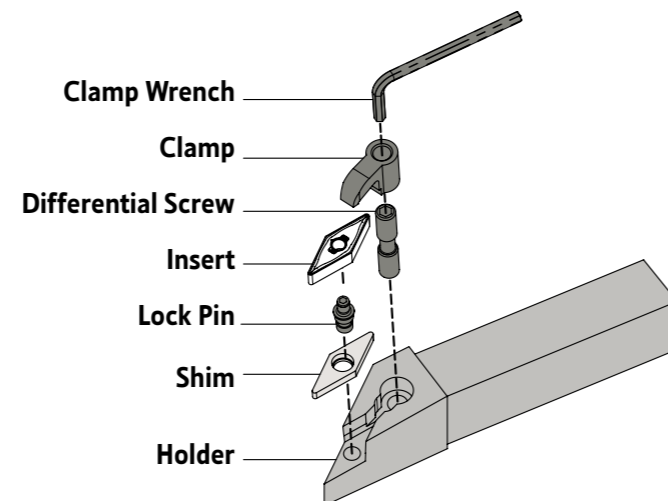
(D) DIMPLE LOCK SYSTEM



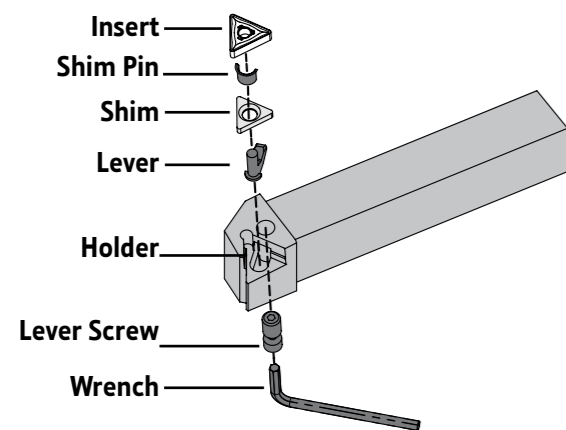
(M) WEDGE CLAMP SYSTEM



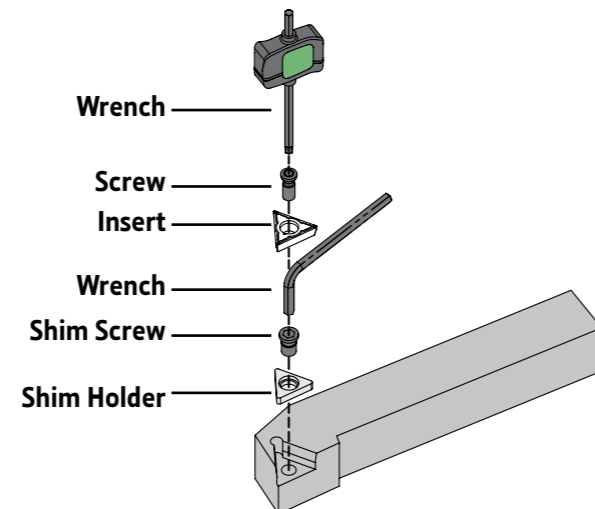
(M-K) DOUBLE LOCK SYSTEM

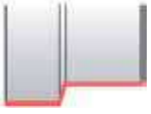





(P) LEVER LOCK SYSTEM



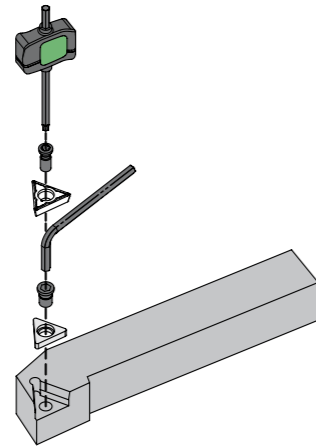
(S) CENTER SCREW SYSTEM



Operation		Longitudinal turning	Profiling	Facing	Plunging
					
External machining	(C) TOP CLAMP SYSTEM	●	●	●	●
	(D) DIMPLE LOCK SYSTEM	●●	●●	●●	
	(M) WEDGE CLAMP SYSTEM - (M-K) DOUBLE LOCK SYSTEM	●	●	●	
	(P) LEVER LOCK SYSTEM	●	●	●	
Negative inserts	(C) TOP CLAMP SYSTEM	●	●	●	●
	(P) LEVER LOCK SYSTEM		●		
	(S) CENTER SCREW SYSTEM	●●	●●	●●	
Positive inserts	(C) TOP CLAMP SYSTEM	●	●	●	●
	(P) LEVER LOCK SYSTEM		●		
	(S) CENTER SCREW SYSTEM	●●	●●	●●	

●● Recommended Insert Shape      ● Alternative Insert Shape



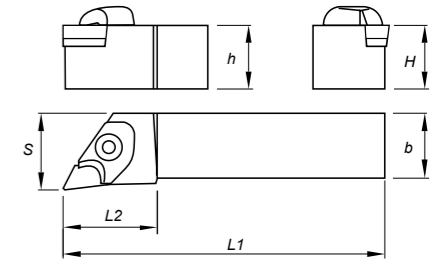


(C) TOP CLAMP TOOLHOLDERS

Finishing	Roughing
01  (16)	02  (16)

93°

Axial: 0°  
Radial: -6°



<p>CKJN 93°</p> <p>Page C - 405 KNUX 1604..</p>	<p>CKNN 63°</p> <p>Page C - 406 KNUX 1604..</p>	<p>CSBP 75°</p> <p>Page C - 407 SP .0903.. SP .1203.. SP .1904..</p>	<p>CSDP 45°</p> <p>Page C - 408 SP .0903.. SP .1203..</p>	<p>CSKP 75°</p> <p>Page C - 409 SP .0903.. SP .1203.. SP .1904..</p>	<p>CSSP 45°</p> <p>Page C - 410 SP .0903.. SP .1203.. SP .1904..</p>
<p>CSTP 60°</p> <p>Page C - 411 TP .1103.. TP .1603.. TP .2204..</p>	<p>CTBP 75°</p> <p>Page C - 412 TP .1103.. TP .1603.. TP .2204..</p>	<p>CTCPN 90°</p> <p>Page C - 413 TP .1103.. TP .1603.. TP .2204..</p>	<p>CTCP 90°</p> <p>Page C - 414 TP .1103.. TP .1603.. TP .2204..</p>	<p>CTDP 45°</p> <p>Page C - 415 TP .1103.. TP .1603.. TP .2204..</p>	<p>CTFP 90°</p> <p>Page C - 416 TP .1103.. TP .1603.. TP .2204..</p>
<p>CTGP 90°</p> <p>Page C - 417 TP .1103.. TP .1603.. TP .2204..</p>	<p>CCTP 60°</p> <p>Page C - 418 TP .0902.. TP .1103.. TP .2204..</p>				

Order Code		Reference	Dimensions (mm)					Insert	Kg	Stock	
R	L		H=h	b	L1	L2	S			R	L
212034800	212034900	CKJN R/L 2020 K16	20	20	125	34	30	KNUX 1604..	0,390		
212026300	212035000	CKJN R/L 2525 M16	25	25	150	34	32	KNUX 1604..	0,700		
212010300	212260400	CKJN R/L 3225 P16	32	25	170	34	32	KNUX 1604..	1,000		
212260500	212260600	CKJN R/L 3232 P16	32	32	170	34	40	KNUX 1604..	1,250		
212260700	212260800	CKJN R/L 4025 R16	40	25	200	34	32	KNUX 1604..	1,500		

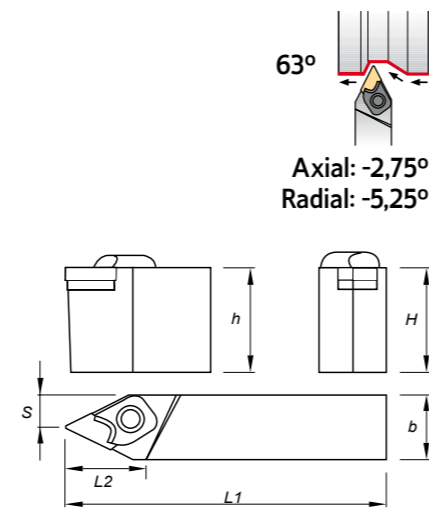

Stock item | Item de stock

Available under request | Disponibilidade sob consulta | Disponible bajo consulta

SPARE PARTS Complementos | Complementos

Cutter Reference	Shim	Shim Pin	Shim Pin Punch	Spring	Clamp	Screw	Wrench
CKJN R 2020 K16	CK160500	BE03000	BF04813	M09513	GAW1400	DW142600	SS40
CKJN R 2525 M16	CK160500	BE03000	BF04815	M09513	GAW1400	DW142600	SS40
CKJN R 3225 P16	CK160500	BE03000	BF04815	M09513	GAW1400	DW142600	SS40
CKJN R 3232 P16	CK160500	BE03000	BF04815	M09513	GAW1400	DW142600	SS40
CKJN R 4025 R16	CK160500	BE03000	BF04815	M09513	GAW1400	DW142600	SS40
CKJN L 2020 K16	CK160501	BE03000	BF04813	M09513	GAW1401	DW142600	SS40
CKJN L 2525 M16	CK160501	BE03000	BF04815	M09513	GAW1401	DW142600	SS40
CKJN L 3225 P16	CK160501	BE03000	BF04815	M09513	GAW1401	DW142600	SS40
CKJN L 3232 P16	CK160501	BE03000	BF04815	M09513	GAW1401	DW142600	SS40
CKJN L 4025 R16	CK160501	BE03000	BF04815	M09513	GAW1401	DW142600	SS40

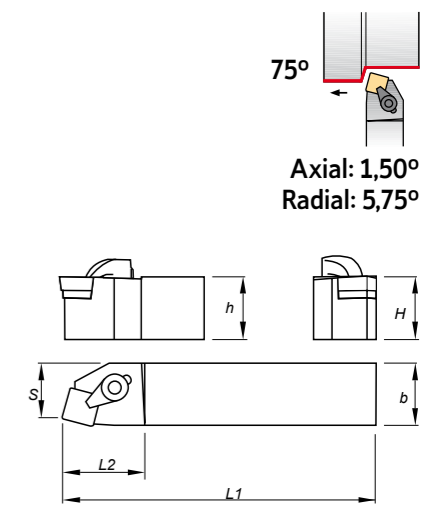
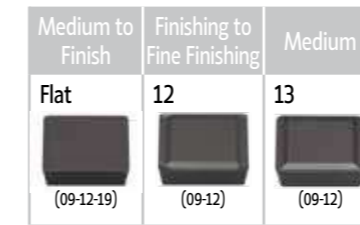
(C) TOP CLAMP TOOLHOLDERS



Order Code		Reference	Dimensions (mm)					Insert	Kg	Stock	
R	L		H=h	b	L1	L2	S			R	L
212260900	212261000	CKNN R/L 4025 R16	40	25	200	37	14,3	KNUX 1604..	1,500	⊗	⊗
212261100	212261200	CKNN R/L 5032 S16	50	32	250	37	16,8	KNUX 1604..	3,000	⊗	⊗

⊗ Stock item | Item de stock      ○ Available under request | Disponibilidade sob consulta | Disponible bajo consulta

(C) TOP CLAMP TOOLHOLDERS



Order Code		Reference	Dimensions (mm)					Insert	Kg	Stock	
R	L		H=h	b	L1	L2	S			R	L
212042000	212261300	CSBP R/L 1212 F09	12	12	80	22	11	SP.0903..	0,070	⊗	⊗
212261400	212261500	CSBP R/L 1616 H09	16	16	100	22	13	SP.0903..	0,200	⊗	⊗
212261600	212261700	CSBP R/L 2020 K09	20	20	125	22	17	SP.0903..	0,400	⊗	⊗
212261800	212033900	CSBP R/L 2020 K12	20	20	125	34	17	SP.1203..	0,400	⊗	⊗
212034000	212034100	CSBP R/L 2525 M12	25	25	150	34	22	SP.1203..	0,700	⊗	⊗
212261900	212262000	CSBP R/L 3225 P12	32	25	170	34	22	SP.1203..	1,000	⊗	⊗
212262100	212262200	CSBP R/L 3232 P19	32	32	170	40	27	SP.1904..	1,250	⊗	⊗
212262300	212262400	CSBP R/L 4040 S19	40	40	250	40	35	SP.1904..	3,000	⊗	⊗
212262500	212262600	CSBP R/L 5050 T19	50	50	300	40	43	SP.1904..	5,650	⊗	⊗

⊗ Stock item | Item de stock      ○ Available under request | Disponibilidade sob consulta | Disponible bajo consulta

SPARE PARTS Complementos | Complementos

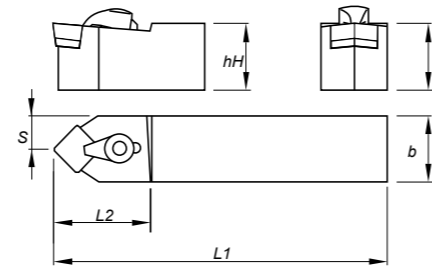
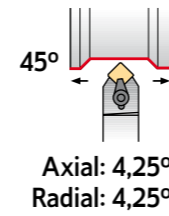
Cutter Reference	Shim	Shim Pin	Shim Pin Punch	Spring	Clamp	Screw	Wrench
CKNN R 4025 R16	CK160500	BE03000	BF04815	M09513	GAW1400	DW142600	SS40
CKNN R 5032 S16	CK160500	BE03000	BF04815	M09513	GAW1400	DW142600	SS40
CKNN L 4025 R16	CK160501	BE03000	BF04815	M09513	GAW1401	DW142600	SS40
CKNN L 5032 S16	CK160501	BE03000	BF04815	M09513	GAW1401	DW142600	SS40

SPARE PARTS Complementos | Complementos

Cutter Reference	Complementary Accessories - Flat Inserts						
	Shim	Shim Pin	Clamp	Wrench	Clamp	Chip Breaker 1	Chip Breaker 2
CSBP R/L 1212 F09	CS090300	BE02100	GS05001	SS25	GS05004	QCS0900	-
CSBP R/L 1616 H09	CS090300	BE02100	GS05001	SS25	GS05004	QCS0900	-
CSBP R/L 2020 K09	CS090300	BE02100	GS05001	SS25	GS05004	QCS0900	-
CSBP R/L 2020 K12	CS120300	BE02100	GS06000	SS30	GS05005	QCS1200	QCS1201
CSBP R/L 2525 M12	CS120300	BE02100	GS06000	SS30	GS05005	QCS1200	QCS1201
CSBP R/L 3225 P12	CS120300	BE02100	GS06000	SS30	GS05005	QCS1200	QCS1201
CSBP R/L 3232 P19	CS190300	BE03000	GS08000	SS40	GS08001	QCS1900	QCS1901
CSBP R/L 4040 S19	CS190300	BE03000	GS08000	SS40	GS08001	QCS1900	QCS1901
CSBP R/L 5050 T19	CS190300	BE03000	GS08000	SS40	GS08001	QCS1900	QCS1901

(C) TOP CLAMP TOOLHOLDERS

Medium to Finish	Finishing to Fine Finishing	Medium
Flat	12	13
(09-12)	(09-12)	(09-12)



Order Code		Reference	Dimensions (mm)					Insert	Kg	Stock	
R	L		H=h	b	L1	L2	S			R	L
212262700	212262800	CSDP R/L 1010 E09	10	10	70	22	5,6	SP. 0903..	0,030		
212262900	212263000	CSDP R/L 1212 F09	12	12	80	22	7,6	SP. 0903..	0,070		
212263100	212263200	CSDP R/L 1616 H09	16	16	100	22	11,6	SP. 0903..	0,200		
212263300	212263400	CSDP R/L 2020 K12	20	20	125	28	14,0	SP. 1203..	0,400		
212263500	212263600	CSDP R/L 2525 M12	25	25	150	28	19,0	SP. 1203..	0,700		
212263700		CSDP N 1010 E09	10	10	70	22	5,0	SP. 0903..	0,030		
212263800		CSDP N 1212 F09	12	12	80	22	6,0	SP. 0903..	0,070		
212263900		CSDP N 1616 H09	16	16	100	22	8,0	SP. 0903..	0,200		
212018400		CSDP N 2020 K12	20	20	125	28	10,0	SP. 1203..	0,400		
212264000		CSDP N 2525 M12	25	25	150	28	12,5	SP. 1203..	0,700		

Stock item | Item de stock

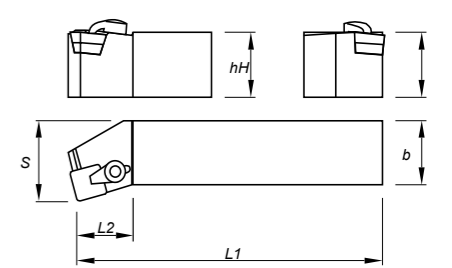
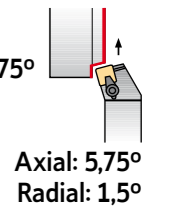
Available under request | Disponibilidade sob consulta | Disponible bajo consulta

SPARE PARTS Complementos | Complementos

Cutter Reference	Complementary Accessories - Flat Inserts						
	Shim	Shim Pin	Clamp	Wrench	Clamp	Chip Breaker 1	Chip Breaker 2
CSDP R/L 1010 E09	-	-	GS05000	SS25	-	QCS0901	QCS0902
CSDP R/L 1212 F09	CS090300	BE02100	GS05001	SS25	GS05004	QCS0901	QCS0902
CSDP R/L 1616 H09	CS090300	BE02100	GS05001	SS25	GS05004	QCS0901	QCS0902
CSDP R/L 2020 K12	CS120300	BE02100	GS06000	SS30	GS05005	QCS1202	QCS1203
CSDP R/L 2525 M12	CS120300	BE02100	GS06000	SS30	GS05005	QCS1202	QCS1203
CSDP N 1010 E09	-	-	GS05000	SS25	-	QCS0901	QCS0902
CSDP N 1212 F09	CS090300	BE02100	GS05001	SS25	GS05004	QCS0901	QCS0902
CSDP N 1616 H09	CS090300	BE02100	GS05001	SS25	GS05004	QCS0901	QCS0902
CSDP N 2020 K12	CS120300	BE02100	GS06000	SS30	GS05005	QCS1202	QCS1203
CSDP N 2525 M12	CS120300	BE02100	GS06000	SS30	GS05005	QCS1202	QCS1203

(C) TOP CLAMP TOOLHOLDERS

Medium to Finish	Finishing to Fine Finishing	Medium
Flat	12	13
(09-12-19)	(09-12)	(09-12)



Order Code		Reference	Dimensions (mm)					Insert	Kg	Stock	
R	L		H=h	b	L1	L2	S			R	L
212042100	212264100	CSKP R/L 1212 F09	12	12	80	18	16	SP.0903..	0,070		
212264200	212264300	CSKP R/L 1616 H09	16	16	100	22	20	SP.0903..	0,200		
212264400	212264500	CSKP R/L 2020 K09	20	20	125	22	25	SP.0903..	0,400		
212034200	212034300	CSKP R/L 2020 K12	20	20	125	28	25	SP.1203..	0,400		
212036000	212034400	CSKP R/L 2525 M12	25	25	150	28	32	SP.1203..	0,700		
212264600	212264700	CSKP R/L 3225 P12	32	25	170	28	32	SP.1203..	1,000		
212264800	212264900	CSKP R/L 3232 P19	32	32	170	42	40	SP.1904..	1,250		
212265000	212265100	CSKP R/L 4040 S19	40	40	250	42	50	SP.1904..	3,000		
212265200	212265300	CSKP R/L 5050 T19	50	50	300	42	60	SP.1904..	5,650		

Stock item | Item de stock

Available under request | Disponibilidade sob consulta | Disponible bajo consulta

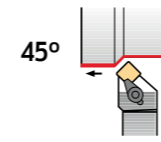
SPARE PARTS Complementos | Complementos

Complementary Accessories - Flat Inserts

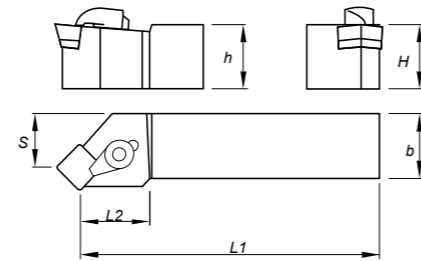
Cutter Reference	Shim	Shim Pin	Clamp	Wrench	Clamp	Chip Breaker 1	Chip Breaker 2
	CSKP R/L 1212 F09	CS090300	BE02100	GS05001	SS25	GS05004	QCS0900
CSKP R/L 1616 H09	CS090300	BE02100	GS05001	SS25	GS05004	QCS0900	-
CSKP R/L 2020 K09	CS090300	BE02100	GS05001	SS25	GS05004	QCS0900	-
CSKP R/L 2020 K12	CS120300	BE02100	GS06000	SS30	GS05005	QCS1200	QCS1201
CSKP R/L 2525 M12	CS120300	BE02100	GS06000	SS30	GS05005	QCS1200	QCS1201
CSKP R/L 3225 P12	CS120300	BE02100	GS06000	SS30	GS05005	QCS1200	QCS1201
CSKP R/L 3232 P19	CS190300	BE03000	GS08000	SS40	GS08001	QCS1900	QCS1901
CSKP R/L 4040 S19	CS190300	BE03000	GS08000	SS40	GS08001	QCS1900	QCS1901
CSKP R/L 5050 T19	CS190300	BE03000	GS08000	SS40	GS08001	QCS1900	QCS1901

(C) TOP CLAMP TOOLHOLDERS

Medium to Finish	Finishing to Fine Finishing	Medium
Flat (09-12-19)	12 (09-12)	13 (09-12)



Axial: 4,25°  
Radial: 4,25°



Order Code		Reference	Dimensions (mm)					Insert	Kg	Stock	
R	L		H=h	b	L1	L2	S			R	L
212019000	212018800	CSSP R/L 1212 F09	12	12	80	22	16	SP. 0903..	0,070	⊗	⊗
212265400	212265500	CSSP R/L 1616 H09	16	16	100	22	20	SP. 0903..	0,200	⊗	⊗
212034500	212034600	CSSP R/L 2020 K12	20	20	125	22	25	SP. 1203..	0,400	⊗	⊗
212036100	212034700	CSSP R/L 2525 M12	25	25	150	28	32	SP. 1203..	0,700	⊗	⊗
212265600	212265700	CSSP R/L 3225 P12	32	25	170	28	32	SP. 1203..	1,000	⊗	⊗
212265800	212265900	CSSP R/L 3232 P19	32	32	170	42	40	SP. 1904..	1,250	⊗	⊗
212266000	212266100	CSSP R/L 4040 S19	40	40	250	42	50	SP. 1904..	3,000	⊗	⊗

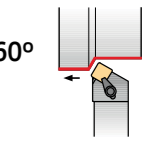
⊗ Stock item | Item de stock      ○ Available under request | Disponibilidade sob consulta | Disponible bajo consulta

SPARE PARTS Complementos | Complementos

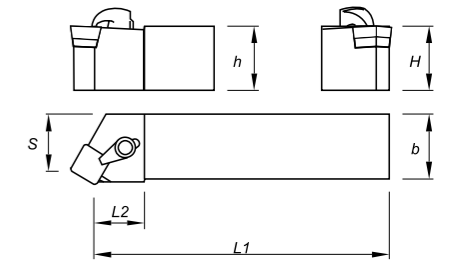
Cutter Reference	Complementary Accessories - Flat Inserts						
	Shim	Shim Pin	Clamp	Wrench	Clamp	Chip Breaker 1	Chip Breaker 2
CSSP R/L 1212 F09	CS090300	BE02100	GS05001	SS25	GS05004	QCS0901	QCS0902
CSSP R/L 1616 H09	CS090300	BE02100	GS05001	SS25	GS05004	QCS0901	QCS0902
CSSP R/L 2020 K12	CS120300	BE02100	GS06000	SS30	GS05005	QCS1202	QCS1203
CSSP R/L 2525 M12	CS120300	BE02100	GS06000	SS30	GS05005	QCS1202	QCS1203
CSSP R/L 3225 P12	CS120300	BE02100	GS06000	SS30	GS05005	QCS1202	QCS1203
CSSP R/L 3232 P19	CS190300	BE03000	GS08000	SS40	GS08001	QCS1902	QCS1903
CSSP R/L 4040 S19	CS190300	BE03000	GS08000	SS40	GS08001	QCS1902	QCS1903

(C) TOP CLAMP TOOLHOLDERS

Medium to Finish	Finishing to Fine Finishing	Medium
Flat (09-12)	12 (09-12)	13 (09-12)



Axial: 3°  
Radial: 5,25°



Order Code		Reference	Dimensions (mm)					Insert	Kg	Stock	
R	L		H=h	b	L1	L2	S			R	L
212266200	212266300	CSTP R/L 1616 H09	16	16	100	22	13	SP.0903..	0,200	⊗	⊗
212266400	212266500	CSTP R/L 2020 K09	20	20	125	22	17	SP.0903..	0,350	⊗	⊗
212266600	212266700	CSTP R/L 2020 K12	20	20	125	28	17	SP.1203..	0,400	⊗	⊗
212266800	212266900	CSTP R/L 2525 M12	25	25	150	28	22	SP.1203..	0,700	⊗	⊗




⊗ Stock item | Item de stock      ○ Available under request | Disponibilidade sob consulta | Disponible bajo consulta

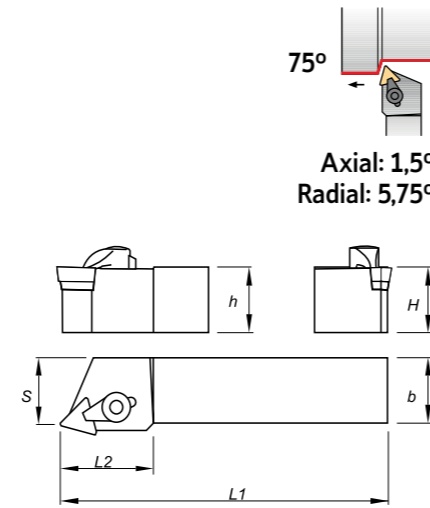
SPARE PARTS Complementos | Complementos









Cutter Reference	Complementary Accessories - Flat Inserts						
	Shim	Shim Pin	Clamp	Wrench	Clamp	Chip Breaker 1	Chip Breaker 2
CSTP R/L 1616 H09	CS090300	BE02100	GS05001	SS25	GS05004	QCS0900	-
CSTP R/L 2020 K09	CS090300	BE02100	GS05001	SS25	GS05004	QCS0900	-
CSTP R/L 2020 K12	CS120300	BE02100	GS06000	SS30	GS05005	QCS1200	QCS1201
CSTP R/L 2525 M12	CS120300	BE02100	GS06000	SS30	GS05005	QCS1200	QCS1201





(C) TOP CLAMP TOOLHOLDERS

Medium to Finish	Finishing to Fine Finishing	Medium
Flat	12	13
		
(11-16)	(11-16)	(11-16)






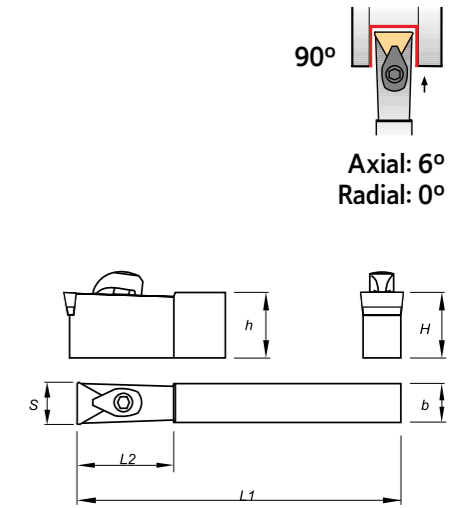
Order Code		Reference	Dimensions (mm)					Insert	Kg	Stock	
R	L		H=h	b	L1	L2	S			R	L
212267000	212267100	CTBP R/L 1212 F11	12	12	80	18	11	TP.. 1103..	0,070		
212267200	212267300	CTBP R/L 1616 H11	16	16	100	22	13	TP.. 1103..	0,200		
212267400	212267500	CTBP R/L 2020 K16	20	20	125	28	17	TP.. 1603..	0,400		
212267600	212267700	CTBP R/L 2525 M16	25	25	150	28	22	TP.. 1603..	0,700		







 Stock item | Item de stock


 Available under request | Disponibilidade sob consulta | Disponible bajo consulta

(C) TOP CLAMP TOOLHOLDERS

Medium to Finish	Finishing to Fine Finishing	Medium
Flat	12	13
		
(11-16-22)	(11-16)	(11-16-22)



Order Code		Reference	Dimensions (mm)					Insert	Kg	Stock
R	L		H=h	b	L1	L2	S			
212267800	212267900	CTCP N 1009 E11	10	9	70	22	11	TP.. 1103..	0,040	
212268000	212268100	CTCP N 2009 K11	20	9	125	22	11	TP.. 1103..	0,150	
212268200	212268300	CTCP N 2509 R11	25	9	200	22	11	TP.. 1103..	0,350	
212268100	212268200	CTCP N 2513 R16	25	13	200	28	16	TP.. 1603..	0,500	
212268200	212268300	CTCP N 2518 R22	25	18	200	34	22	TP.. 2204..	0,650	
212268300	212268400	CTCP N 4018 R22	40	18	200	34	22	TP.. 2204..	1,100	

 Stock item | Item de stock

 Available under request | Disponibilidade sob consulta | Disponible bajo consulta

SPARE PARTS Complementos | Complementos

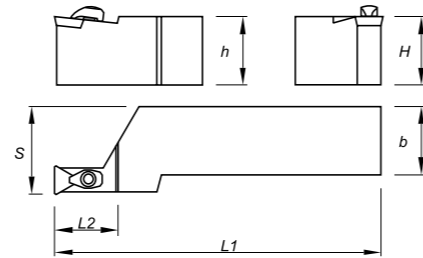
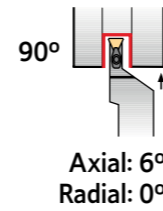
Cutter Reference	Complementary Accessories - Flat Inserts						
	Shim	Shim Pin	Clamp	Wrench	Clamp	Chip Breaker 1	Chip Breaker 2
CTBP R/L 1212 F11	-	-	GS05001	SS25	GS05004	QCT1100	-
CTBP R/L 1616 H11	-	-	GS05001	SS25	GS05004	QCT1100	-
CTBP R/L 2020 K16	CT160301	BE02100	GS06000	SS30	GS05005	QCT1600	QCT1601
CTBP R/L 2525 M16	CT160301	BE02100	GS06000	SS30	GS05005	QCT1600	QCT1601

SPARE PARTS Complementos | Complementos

Cutter Reference	Shim	Shim Pin	Clamp	Wrench	Chip Breaker 1	Chip Breaker 2
	CTCP N 1009 E11	-	-	GS04000	SS25	QCT1100
CTCP N 2009 K11	-	-	GS04000	SS25	QCT1100	QCT1101
CTCP N 2509 R11	-	-	GS04000	SS25	QCT1100	QCT1101
CTCP N 2513 R16	CT160301	BE02100	GS05002	SS30	QCT1600	QCT1601
CTCP N 2518 R22	CT220301	BE03000	GS08000	SS40	QCT2200	QCT2201
CTCP N 4018 R22	CT220301	BE03000	GS08000	SS40	QCT2200	QCT2201

(C) TOP CLAMP TOOLHOLDERS

Medium to Finish	Finishing to Fine Finishing	Medium
Flat	12	13
(11-16-22)	(11-16)	(11-16-22)



Order Code		Reference	Dimensions (mm)					Insert	Kg	Stock	
R	L		H=h	b	L1	L2	S			R	L
212268400	212268500	CTCP R/L 1212 F11	12	12	80	22	16	TP.. 1103..	0,070	☉	☉
212268600	212268700	CTCP R/L 1616 H11	16	16	100	22	20	TP.. 1103..	0,200	☉	☉
212268800	212268900	CTCP R/L 2020 K11	20	20	125	22	25	TP.. 1103..	0,400	☉	☉
212269000	212269100	CTCP R/L 2525 M11	25	25	150	22	32	TP.. 1103..	0,700	☉	☉
212269200	212269300	CTCP R/L 3225 P16	32	32	170	28	32	TP.. 1603..	1,000	☉	☉
212269400	212269500	CTCP R/L 3232 P16	32	32	170	28	40	TP.. 1603..	1,250	☉	☉
212269600	212269700	CTCP R/L 3225 P22	32	25	170	34	32	TP.. 2204..	1,000	☉	☉
212269800	212269900	CTCP R/L 3232 P22	32	32	170	34	40	TP.. 2204..	1,250	☉	☉

☉ Stock item | Item de stock

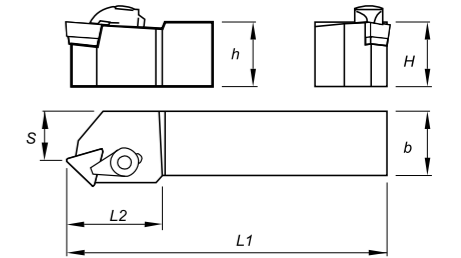
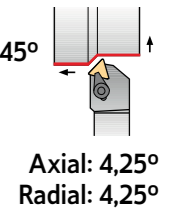
○ Available under request | Disponibilidade sob consulta | Disponible bajo consulta

SPARE PARTS Complementos | Complementos

Cutter Reference	Shim	Shim Pin	Shim Pin Punch	Spring	Clamp	Screw
CTCP R/L 1212 F11	-	-	GS04000	SS25	QCT1100	QCT1101
CTCP R/L 1616 H11	-	-	GS04000	SS25	QCT1100	QCT1101
CTCP R/L 2020 K11	-	-	GS04000	SS25	QCT1100	QCT1101
CTCP R/L 2525 M11	-	-	GS04000	SS25	QCT1100	QCT1101
CTCP R/L 3225 P16	CT160301	BE02100	GS05002	SS30	QCT1600	QCT1601
CTCP R/L 3232 P16	CT160301	BE02100	GS05002	SS30	QCT1600	QCT1601
CTCP R/L 3225 P22	CT220301	BE03000	GS08000	SS40	QCT2200	QCT2201
CTCP R/L 3232 P22	CT220301	BE03000	GS08000	SS40	QCT2200	QCT2201

(C) TOP CLAMP TOOLHOLDERS

Medium to Finish	Finishing to Fine Finishing	Medium
Flat	12	13
(11-16-22)	(11-16)	(11-16-22)



Order Code		Reference	Dimensions (mm)					Insert	Kg	Stock	
R	L		H=h	b	L1	L2	S			R	L
212270000	212270100	CTDP R/L 1212 F11	12	12	80	20	6,3	TP.. 1103..	0,070	☉	☉
212019400	212270200	CTDP R/L 1616 H11	16	16	100	22	10,3	TP.. 1103..	0,200	☉	☉
212270300	212270400	CTDP R/L 2020 K16	20	20	125	28	12,2	TP.. 1603..	0,400	☉	☉
212270500	212019300	CTDP R/L 2525 M16	25	25	150	28	17,2	TP.. 1603..	0,700	☉	☉
212270600	212270700	CTDP R/L 3232 P16	32	32	170	28	23,5	TP.. 1603..	1,250	☉	☉
212270800	212270900	CTDP R/L 3232 P22	32	32	170	34	20,5	TP.. 2204..	1,250	☉	☉

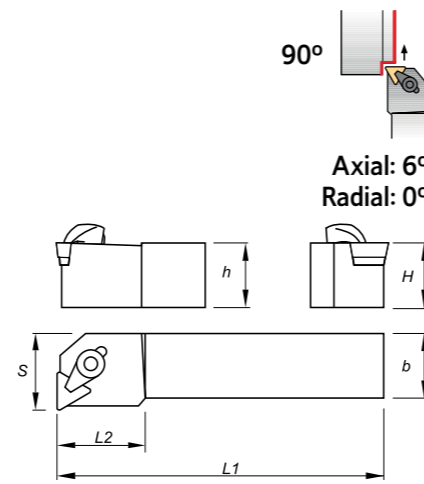

☉ Stock item | Item de stock

○ Available under request | Disponibilidade sob consulta | Disponible bajo consulta

SPARE PARTS Complementos | Complementos

Cutter Reference	Complementary Accessories - Flat Inserts						
	Shim	Shim Pin	Clamp	Wrench	Clamp	Chip Breaker 1	Chip Breaker 2
CTDP R/L 1212 F11	-	-	GS05001	SS25	GS05004	QCT1100	QCT1101
CTDP R/L 1616 H11	-	-	GS05001	SS25	GS05004	QCT1100	QCT1101
CTDP R/L 2020 K16	CT160301	BE02100	GS06000	SS30	GS05005	QCT1600	QCT1601
CTDP R/L 2525 M16	CT160301	BE02100	GS06000	SS30	GS05005	QCT1600	QCT1601
CTDP R/L 3232 P16	CT160301	BE02100	GS06000	SS30	GS05005	QCT1600	QCT1601
CTDP R/L 3232 P22	CT220301	BE03000	GS08000	SS40	GS08001	QCT2200	QCT2201

(C) TOP CLAMP TOOLHOLDERS



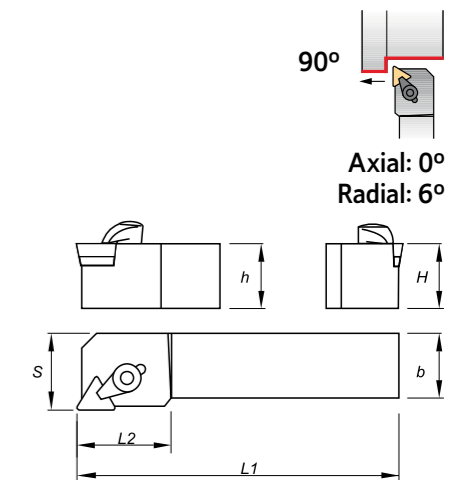

Order Code		Reference	Dimensions (mm)					Insert	Kg	Stock	
R	L		H=h	b	L1	L2	S			R	L
212271000	212271100	CTFP R/L 1010 E11	10	10	70	16	12	TP.. 1103..	0,030	⊗	⊗
212019800	212271200	CTFP R/L 1212 F11	12	12	80	18	16	TP.. 1103..	0,070	⊗	⊗
212019900	212271300	CTFP R/L 1616 H11	16	16	100	22	20	TP.. 1103..	0,200	⊗	⊗
212033600	212019500	CTFP R/L 2020 K11	20	20	125	22	25	TP.. 1103..	0,400	⊗	⊗
212033700	212024000	CTFP R/L 2020 K16	20	20	125	22	25	TP.. 1603..	0,400	⊗	⊗
212035900	212033800	CTFP R/L 2525 M16	25	25	150	22	32	TP.. 1603..	0,700	⊗	⊗
212271400	212271500	CTFP R/L 3225 P16	32	25	170	22	32	TP.. 1603..	1,000	⊗	⊗
212271600	212271700	CTFP R/L 3232 P16	32	32	170	28	40	TP.. 1603..	1,250	⊗	⊗
212271800	212271900	CTFP R/L 4040 S16	40	40	250	34	50	TP.. 1603..	3,000	⊗	⊗
212272000	212272100	CTFP R/L 5050 T16	50	50	300	34	60	TP.. 1603..	5,650	⊗	⊗
212272200	212272300	CTFP R/L 3232 P22	32	32	170	34	40	TP.. 2204..	1,250	⊗	⊗
212272400	212272500	CTFP R/L 4040 S22	40	40	250	34	50	TP.. 2204..	3,000	⊗	⊗
212272600	212272700	CTFP R/L 5050 T22	50	50	300	34	60	TP.. 2204..	5,650	⊗	⊗

⊗ Stock item | Item de stock      ○ Available under request | Disponibilidade sob consulta | Disponible bajo consulta

SPARE PARTS Complementos | Complementos

Cutter Reference	Complementary Accessories - Flat Inserts						
	Shim	Shim Pin	Clamp	Wrench	Clamp	Chip Breaker 1	Chip Breaker 2
CTFP R/L 1010 E11	-	-	GS03000	SS15	-	-	-
CTFP R/L 1212 F11	-	-	GS05001	SS25	GS05004	QCT1100	QCT1101
CTFP R/L 1616 H11	-	-	GS05001	SS25	GS05004	QCT1100	QCT1101
CTFP R/L 2020 K11	-	-	GS05001	SS25	GS05004	QCT1100	QCT1101
CTFP R/L 2020 K16	CT160301	BE02100	GS06000	SS30	GS05005	QCT1600	QCT1601
CTFP R/L 2525 M16	CT160301	BE02100	GS06000	SS30	GS05005	QCT1600	QCT1601
CTFP R/L 3225 P16	CT160301	BE02100	GS06000	SS30	GS05005	QCT1600	QCT1601
CTFP R/L 3232 P16	CT160301	BE02100	GS06000	SS30	GS05005	QCT1600	QCT1601
CTFP R/L 4040 S16	CT160301	BE02100	GS06000	SS30	GS05005	QCT1600	QCT1601
CTFP R/L 5050 T16	CT160301	BE02100	GS06000	SS30	GS05005	QCT1600	QCT1601
CTFP R/L 3232 P22	CT220301	BE03000	GS08000	SS40	GS08001	QCT2200	QCT2201
CTFP R/L 4040 S22	CT220301	BE03000	GS08000	SS40	GS08001	QCT2200	QCT2201
CTFP R/L 5050 T22	CT220301	BE03000	GS08000	SS40	GS08001	QCT2200	QCT2201

(C) TOP CLAMP TOOLHOLDERS



Order Code		Reference	Dimensions (mm)					Insert	Kg	Stock	
R	L		H=h	b	L1	L2	S			R	L
212272800	212272900	CTGP R/L 1010 E11	10	10	70	16	12	TP.. 1103..	0,030	⊗	⊗
212273000	212020200	CTGP R/L 1212 F11	12	12	80	18	16	TP.. 1103..	0,070	⊗	⊗
212273100	212273200	CTGP R/L 1616 H11	16	16	100	22	20	TP.. 1103..	0,200	⊗	⊗
212033100	212033200	CTGP R/L 2020 K11	20	20	125	22	25	TP.. 1103..	0,400	⊗	⊗
212033300	212033400	CTGP R/L 2020 K16	20	20	125	28	25	TP.. 1603..	0,400	⊗	⊗
212035800	212033500	CTGP R/L 2525 M16	25	25	150	28	32	TP.. 1603..	0,700	⊗	⊗
212273300	212273400	CTGP R/L 3225 P16	32	25	170	28	32	TP.. 1603..	1,000	⊗	⊗
212273500	212273600	CTGP R/L 3232 P22	32	32	170	34	40	TP.. 2204..	1,250	⊗	⊗
212273700	212273800	CTGP R/L 4040 S22	40	40	250	34	50	TP.. 2204..	3,000	⊗	⊗
212273900	212274000	CTGP R/L 5050 T22	50	50	300	34	60	TP.. 2204..	5,650	⊗	⊗

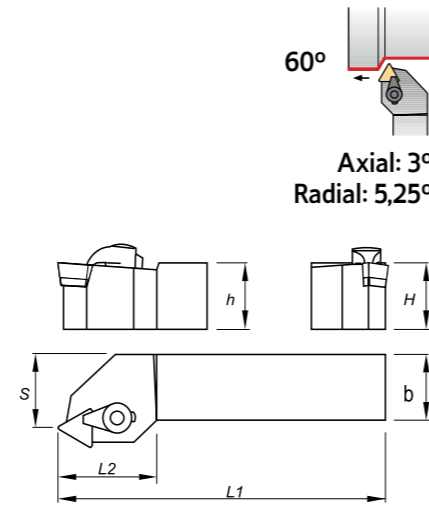
⊗ Stock item | Item de stock      ○ Available under request | Disponibilidade sob consulta | Disponible bajo consulta

SPARE PARTS Complementos | Complementos

Cutter Reference	Complementary Accessories - Flat Inserts						
	Shim	Shim Pin	Clamp	Wrench	Clamp	Chip Breaker 1	Chip Breaker 2
CTGP R/L 1010 E11	-	-	GS03000	SS15	-	-	-
CTGP R/L 1212 F11	-	-	GS05001	SS25	GS05004	QCT1100	QCT1101
CTGP R/L 1616 H11	-	-	GS05001	SS25	GS05004	QCT1100	QCT1101
CTGP R/L 2020 K11	-	-	GS05001	SS25	GS05004	QCT1100	QCT1101
CTGP R/L 2020 K16	CT160301	BE02100	GS06000	SS30	GS05005	QCT1600	QCT1601
CTGP R/L 2525 M16	CT160301	BE02100	GS06000	SS30	GS05005	QCT1600	QCT1601
CTGP R/L 3225 P16	CT160301	BE02100	GS06000	SS30	GS05005	QCT1600	QCT1601
CTGP R/L 3232 P22	CT220301	BE03000	GS08000	SS40	GS08001	QCT2200	QCT2201
CTGP R/L 4040 S22	CT220301	BE03000	GS08000	SS40	GS08001	QCT2200	QCT2201
CTGP R/L 5050 T22	CT220301	BE03000	GS08000	SS40	GS08001	QCT2200	QCT2201

(C) TOP CLAMP TOOLHOLDERS

Medium to Finish	Finishing to Fine Finishing	Medium
Flat	12	13
(11-16)	(09-11-16)	(09-11-16)

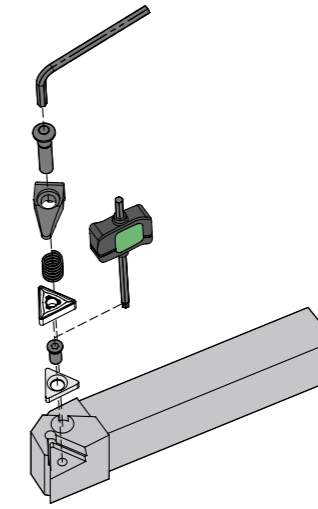


Order Code		Reference	Dimensions (mm)					Insert	Kg	Stock	
R	L		H=h	b	L1	L2	S			R	L
212249500	212274100	CTTP R/L 0808 D09	8	8	60	16	7	TP.. 0902..	0,020	⊗	⊗
212274200	212274300	CTTP R/L 1010 E09	10	10	70	16	9	TP.. 0902..	0,030	⊗	⊗
212274400	212274500	CTTP R/L 1010 E11	10	10	70	16	9	TP.. 1103..	0,030	⊗	⊗
212274600	212274700	CTTP R/L 1212 F11	12	12	80	18	11	TP.. 1103..	0,070	⊗	⊗
212274800	212274900	CTTP R/L 1616 H11	16	16	100	22	13	TP.. 1103..	0,200	⊗	⊗
212275000	212275100	CTTP R/L 2020 K11	20	20	125	22	17	TP.. 1103..	0,400	⊗	⊗
212275200	212275300	CTTP R/L 2020 K16	20	20	125	28	17	TP.. 1603..	0,400	⊗	⊗
212247400	212275400	CTTP R/L 2525 M16	25	25	150	28	22	TP.. 1603..	0,700	⊗	⊗

⊗ Stock item | Item de stock

○ Available under request | Disponibilidade sob consulta | Disponible bajo consulta

(D) DIMPLE LOCK TOOLHOLDERS



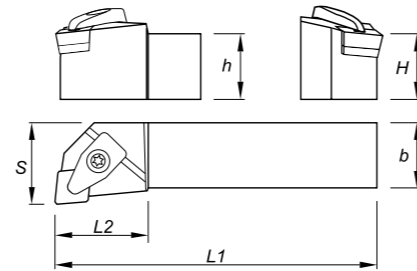
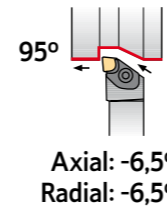
DCLN 95°	DDJN 93°	DSSN 45°	DTGN 90°	DWLN 95°
PAGE C - 420 CN.. 1204.. CN.. 1906..	PAGE C - 421 DN.. 1506..	PAGE C - 422 SN.. 1204.. SN.. 1906..	PAGE C - 423 TN.. 1604.. TN.. 2204..	PAGE C - 424 WN.. 0804..

SPARE PARTS Complementos | Complementos

Cutter Reference	Complementary Accessories - Flat Inserts						
	Shim	Shim Pin	Clamp	Wrench	Clamp	Chip Breaker 1	Chip Breaker 2
CTTP R/L 0808 D09	-	-	GS03000	SS15	-	-	-
CTTP R/L 1010 E09	-	-	GS03000	SS15	-	-	-
CTTP R/L 1010 E11	-	-	GS03000	SS15	GS05004	QCT1100	QCT1101
CTTP R/L 1212 F11	-	-	GS05001	SS25	GS05004	QCT1100	QCT1101
CTTP R/L 1616 H11	-	-	GS05001	SS25	GS05004	QCT1100	QCT1101
CTTP R/L 2020 K11	-	-	GS05001	SS25	GS05004	QCT1100	QCT1101
CTTP R/L 2020 K16	CT160301	BE02100	GS06000	SS30	GS05005	QCT1600	QCT1601
CTTP R/L 2525 M16	CT160301	BE02100	GS06000	SS30	GS05005	QCT1600	QCT1601

(D) DIMPLE LOCK TOOLHOLDERS

Roughing	Finishing	Medium to Finishing	Medium to Finishing	Medium to Finishing	Medium	Medium
Flat MF (12-19)	MF (12)	MS (12)	SF (12)	LC (12)	PM (12)	MR (12)
Medium Wiper	Roughing to Medium	Medium	Roughing	Heavy to Roughing	Heavy to Roughing	Heavy to Roughing
MW (12)	SS (12-19)	ST (12-19)	HR (12-19)	RP (19)	HY (19)	HZ (19)



Order Code		Reference	Dimensions (mm)					Insert	Kg	Stock	
R	L		H=h	b	L1	L2	S			R	L
212275500	212275600	DCLN R/L 2020 K12	20	20	125	28	25	CN.. 1204..	0,400	☉	☉
212219600	212246600	DCLN R/L 2525 M12	25	25	150	28	32	CN.. 1204..	0,750	☉	☉
212275700	212249200	DCLN R/L 3232 P12	32	32	170	28	40	CN.. 1204..	1,300	☉	☉
212275800	212275900	DCLN R/L 3232 P19	32	32	170	42	40	CN.. 1906..	1,300	☉	☉
212276000	212276100	DCLN R/L 4040 S19	40	40	250	45	50	CN.. 1906..	3,050	☉	☉

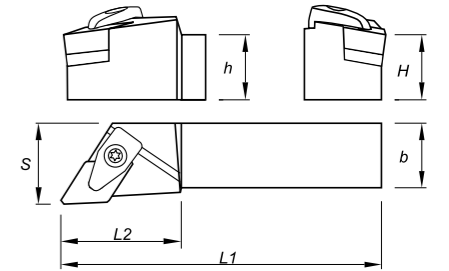
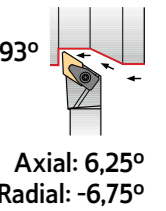
☉ Stock item | Item de stock      ○ Available under request | Disponibilidade sob consulta | Disponible bajo consulta

SPARE PARTS Complementos | Complementos

Cutter Reference	Shim	Shim Screw	Spring	Clamp	Clamp Screw	Wrench
DCLN R/L 2020 K12	CC120500	D0601411	M09513	GA07000	D0702800	SS40
DCLN R/L 2525 M12	CC120500	D0601411	M09513	GA07000	D0702800	SS40
DCLN R/L 3232 P12	CC120500	D0601411	M09513	GA07000	D0702800	SS40
DCLN R/L 3232 P19	CC190500	P0801411	M09513	GA07001	D0702800	SS40
DCLN R/L 4040 S19	CC190500	P0801411	M09513	GA07001	D0702800	SS40

(D) DIMPLE LOCK TOOLHOLDERS

Roughing	Finishing	Medium to Finishing	Medium to Finishing	Medium to Finishing	Medium	Medium
Flat MF (15)	MF (15)	MS (15)	SF (15)	LC (15)	PM (15)	MR (15)
Medium Wiper	Roughing to Medium	Medium	Roughing	Roughing to Medium	Medium to Finishing	Medium to Finishing
MW (15)	SS (15)	ST (15)	HR (15)	O1 (15)	O2 (15)	O3 (15)



Order Code		Reference	Dimensions (mm)					Insert	Kg	Stock	
R	L		H=h	b	L1	L2	S			R	L
212065900	212276200	DDJN R/L 2020 K15	20	20	125	34	25	DN.. 1506..	0,400	☉	☉
212219300	212168000	DDJN R/L 2525 M15	25	25	150	34	32	DN.. 1506..	0,750	☉	☉
212276300	212249400	DDJN R/L 3232 P15	32	32	170	34	40	DN.. 1506..	1,300	☉	☉

☉ Stock item | Item de stock      ○ Available under request | Disponibilidade sob consulta | Disponible bajo consulta

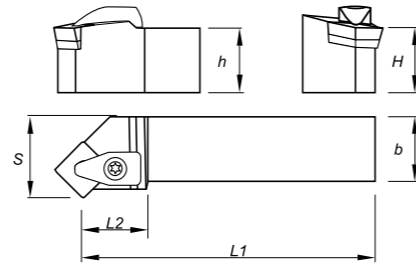
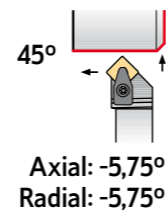
SPARE PARTS Complementos | Complementos

Cutter Reference	Shim	Shim Screw	Spring	Clamp	Clamp Screw	Wrench
DDJN R/L 2020 K15	CD150501	D0601411	M09513	GA07000	D0702800	SS40
DDJN R/L 2525 M15	CD150501	D0601411	M09513	GA07000	D0702800	SS40
DDJN R/L 3232 P15	CD150501	D0601411	M09513	GA07000	D0702800	SS40



(D) DIMPLE LOCK TOOLHOLDERS

Roughing	Finishing	Medium	Medium	Roughing to Medium
Flat (12-19)	MF (12)	SF (12-19)	MR (12-19)	SS (12-19)
Medium	Roughing	Heavy to Roughing	Heavy to Roughing	Heavy to Roughing
ST (12-19)	HR (12-19)	RP (19)	HY (19)	HZ (19)



Order Code		Reference	Dimensions (mm)					Insert	Kg	Stock	
R	L		H=h	b	L1	L2	S			R	L
212066000	212276400	DSSN R 2020 K12	20	20	125	28	25	SN.. 1204..	0,400		
212245800	212276500	DSSN R 2525 M12	25	25	150	28	32	SN.. 1204..	0,750		
212276600	212276700	DSSN R 3225 P12	32	25	170	28	32	SN.. 1204..	1,050		
212276800	212276900	DSSN R 3232 P19	32	32	170	42	40	SN.. 1906..	1,300		
212277000	212277100	DSSN R 4040 S19	40	40	250	45	50	SN.. 1906..	3,050		

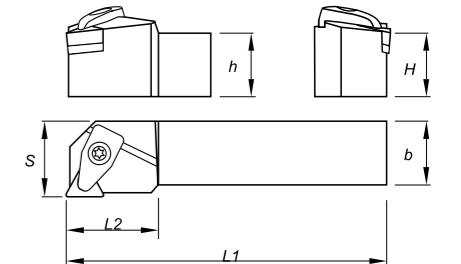
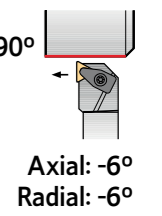
Stock item | Item de stock  Available under request | Disponibilidade sob consulta | Disponible bajo consulta

SPARE PARTS Complementos | Complementos

Cutter Reference	Shim	Shim Screw	Spring	Clamp	Clamp Screw	Wrench
DSSN R/L 2020 K12	CS120500	D0601411	M09513	GA07000	D0702800	SS40
DSSN R/L 2525 M12	CS120500	D0601411	M09513	GA07000	D0702800	SS40
DSSN R/L 3225 P12	CS120500	D0601411	M09513	GA07000	D0702800	SS40
DSSN R/L 3232 P19	CS190500	P0801411	M09513	GA07001	D0702800	SS40
DSSN R/L 4040 S19	CS190500	P0801411	M09513	GA07001	D0702800	SS40

(D) DIMPLE LOCK TOOLHOLDERS

Roughing	Finishing	Medium to Finishing	Medium to Finishing	Medium to Finishing	
Flat (16-22)	MF (16-22)	MS (16)	SF (16-22)	LC (16-22)	
Medium	Medium	Roughing to Medium	Medium	Roughing	Medium to Finishing
PM (16-22)	MR (16-22)	SS (16-22)	ST (16-22)	HR (16-22)	O1 (16)



Order Code		Reference	Dimensions (mm)					Insert	Kg	Stock	
R	L		H=h	b	L1	L2	S			R	L
212277200	212277300	DTGN R/L 2020 K16	20	20	125	28	25	TN.. 1604..	0,400		
212219500	212277400	DTGN R/L 2525 M16	25	25	150	28	32	TN.. 1604..	0,750		
212277500	212277600	DTGN R/L 2525 M22	25	25	150	34	32	TN.. 2204..	0,750		
212277700	212277800	DTGN R/L 3232 P22	32	32	170	34	40	TN.. 2204..	1,300		

Stock item | Item de stock  Available under request | Disponibilidade sob consulta | Disponible bajo consulta

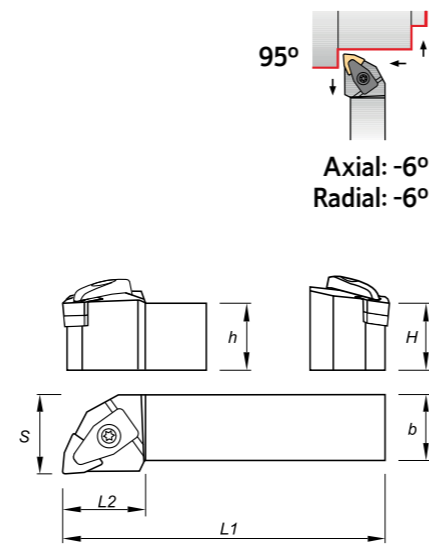
SPARE PARTS Complementos | Complementos

Cutter Reference	Shim	Shim Screw	Spring	Clamp	Clamp Screw	Wrench
DTGN R/L 2020 K16	CT160304	D0501411	M06511	GA05000	D0502300	SS25
DTGN R/L 2525 M16	CT160304	D0501411	M06511	GA05000	D0502300	SS25
DTGN R/L 2525 M22	CT220500	D0601411	M09513	GA07000	D0702800	SS40
DTGN R/L 3232 P22	CT220500	D0601411	M09513	GA07000	D0702800	SS40

TURNING  
Turning inserts  
External Holders  
Internal Holders  
Automatic Lathes  
Spare Parts  
Technical Data

(D) DIMPLE LOCK TOOLHOLDERS

Roughing	Finishing	Medium to Finishing	Medium to Finishing	Medium to Finishing	Medium
Flat (08)	MF (08)	MS (08)	SF (08)	LC (08)	PM (08)
Medium	Medium Wiper	Roughing to Medium	Medium	Roughing	
MR (08)	MW (08)	SS (08)	ST (08)	HR (08)	



Order Code		Reference	Dimensions (mm)					Insert	Kg	Stock	
R	L		H=h	b	L1	L2	S			R	L
212277900	212278000	DWLN R/L 2020 K08	20	20	125	34	25	WN.. 0804..	0,400	☉	☉
212219400	212246300	DWLN R/L 2525 M08	25	25	150	34	32	WN.. 0804..	0,750	☉	☉
212278100	212278200	DWLN R/L 3232 P08	32	32	170	34	40	WN.. 0804..	1,300	☉	☉

☉ Stock item | Item de stock

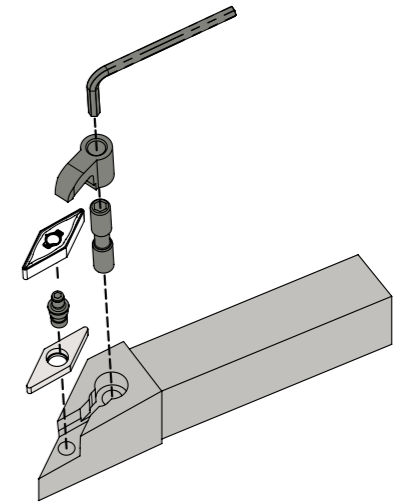
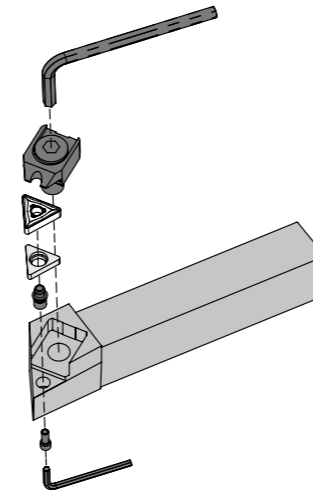
○ Available under request | Disponibilidade sob consulta | Disponible bajo consulta

SPARE PARTS Complementos | Complementos

Cutter Reference	Shim	Shim Screw	Spring	Clamp	Clamp Screw	Wrench
DWLN R/L 2020 K08	CW080500	D0601411	M09513	GA07000	D0702800	SS40
DWLN R/L 2525 M08	CW080500	D0601411	M09513	GA07000	D0702800	SS40
DWLN R/L 3232 P08	CW080500	D0601411	M09513	GA07000	D0702800	SS40

(M) WEDGE CLAMP SYSTEM

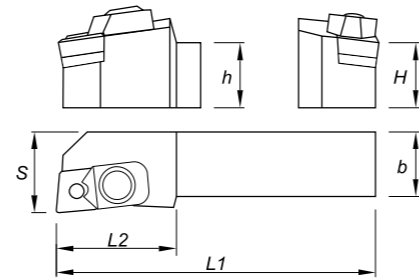
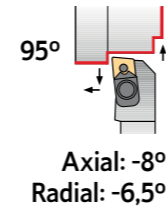
(M-K) DOUBLE LOCK SYSTEM



<b>MCLN 95°</b>  PAG C - 426 CN.. 1204.. CN.. 1906..	<b>MCLN-K 95°</b>  PAG C - 427 CN.. 1204.. CN.. 1906..	<b>MDJN-K 93°</b>  PAG C - 428 DN.. 1506..	<b>MSSN-K 45°</b>  PAG C - 429 SN.. 1204..	<b>MSSN 45°</b>  PAG C - 430 SN.. 1204.. SN.. 1906..	<b>MTEN 60°</b>  PAG C - 431 TN.. 1604.. TN.. 2204..
<b>MTJN 93°</b>  PAG C - 432 TN.. 1604.. TN.. 2204..	<b>MTJN-K 93°</b>  PAG C - 433 TN.. 1604.. TN.. 2204..	<b>MTNN 63°</b>  PAG C - 434 TN.. 1604.. TN.. 2204..	<b>MVJN-K 93°</b>  PAG C - 435 VN.. 1604..	<b>MVQN-K117°30'</b>  PAG C - 436 VN.. 1604..	<b>MVVN-K 72°30'</b>  PAG C - 437 VN.. 1604..
<b>MWLN 95°</b>  PAG C - 438 WN.. 0604.. WN.. 0804..	<b>MWLN-K 95°</b>  PAG C - 439 WN.. 0804..				

(M) WEDGE CLAMP SYSTEM

Roughing	Finishing	Medium to Finishing	Medium to Finishing	Medium to Finishing	Medium	Medium
Flat Flat (12-19)	MF MF (12)	MS MS (12)	SF SF (12)	LC LC (12)	PM PM (12)	MR MR (12-19)
Medium Wiper	Roughing to Medium	Medium	Roughing	Heavy to Roughing	Heavy to Roughing	Heavy to Roughing
MW MW (12)	SS SS (12-19)	ST ST (12-19)	HR HR (12-19)	RP RP (19)	HY HY (19)	HZ HZ (19)



Order Code		Reference	Dimensions (mm)					Insert	Kg	Stock	
R	L		H=h	b	L1	L2	S			R	L
212245900	212278300	MCLN R/L 2020 K12	20	20	125	34	25	CN.. 1204..	0,450	⊗	⊗
212246000	212010500	MCLN R/L 2525 M12	25	25	150	34	32	CN.. 1204..	0,800	⊗	⊗
212278400	212278500	MCLN R/L 3225 P12	32	25	170	34	32	CN.. 1204..	1,200	⊗	⊗
212278600	212278700	MCLN R/L 2525 M19	25	25	150	42	32	CN.. 1906..	0,800	⊗	⊗
212278800	212278900	MCLN R/L 3225 P19	32	25	170	42	32	CN.. 1906..	1,200	⊗	⊗
212279000	212279100	MCLN R/L 4040 S19	40	40	250	42	50	CN.. 1906..	3,100	⊗	⊗

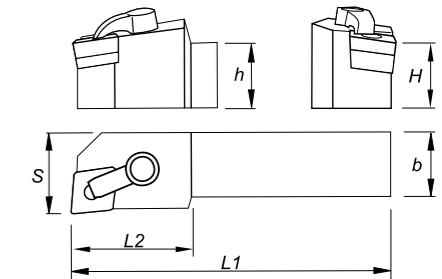
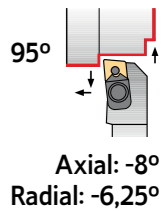
⊗ Stock item | Item de stock      ○ Available under request | Disponibilidade sob consulta | Disponible bajo consulta

SPARE PARTS Complementos | Complementos

Cutter Reference	Shim	Lock Pin	lock Pin Screw	Wedge Clamp	Wrench
MCLN R/L 2020 K12	CC120500	BC06000	D0400900	GW08002	SS50
MCLN R/L 2525 M12	CC120500	BC06000	D0400900	GW08002	SS50
MCLN R/L 3225 P12	CC120500	BC06000	D0400900	GW08002	SS50
MCLN R/L 2525 M19	CC190500	BC08000	D0602200	GW08003	SS50
MCLN R/L 3225 P19	CC190500	BC08000	D0602200	GW08003	SS50
MCLN R/L 4040 S19	CC190500	BC08000	D0602200	GW08003	SS50

(M-K) DOUBLE LOCK SYSTEM

Roughing	Finishing	Medium to Finishing	Medium to Finishing	Medium to Finishing	Medium	Medium
Flat Flat (12-19)	MF MF (12)	MS MS (12)	SF SF (12)	LC LC (12)	PM PM (12)	MR MR (12-19)
Medium Wiper	Roughing to Medium	Medium	Roughing	Heavy to Roughing	Heavy to Roughing	Heavy to Roughing
MW MW (12)	SS SS (12-19)	ST ST (12-19)	HR HR (12-19)	RP RP (19)	HY HY (19)	HZ HZ (19)



Order Code		Reference	Dimensions (mm)					Insert	Kg	Stock	
R	L		H=h	b	L1	L2	S			R	L
212286200	212286300	MCLN R/L 2020 K12-K	20	20	125	28	25	CN.. 1204..	0,450	⊗	⊗
212286400	212286500	MCLN R/L 2525 M12-K	25	25	150	28	32	CN.. 1204..	0,800	⊗	⊗
212286600	212286700	MCLN R/L 3225 P12-K	32	25	170	28	32	CN.. 1204..	1,200	⊗	⊗
212286800	212286900	MCLN R/L 2525 M19-K	25	25	150	42	32	CN.. 1906..	0,800	⊗	⊗
212287000	212287100	MCLN R/L 3232 P19-K	32	32	170	42	40	CN.. 1906..	1,400	⊗	⊗

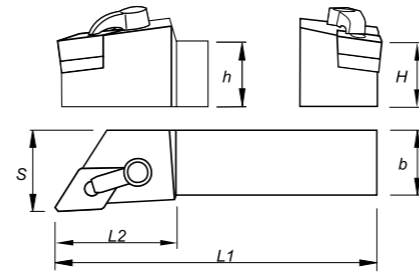
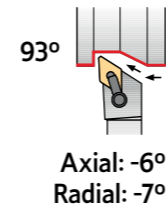
⊗ Stock item | Item de stock      ○ Available under request | Disponibilidade sob consulta | Disponible bajo consulta

SPARE PARTS Complementos | Complementos

Cutter Reference	Shim	Lock Pin	Lock Pin Wrench	Clamp	Differential Screw	Clamp Wrench
MCLN R/L 2020 K12-K	CC120500	BS1-400	SS25	GA06000	F0602900	SS30
MCLN R/L 2525 M12-K	CC120500	BS1-400	SS25	GA06000	F0602900	SS30
MCLN R/L 3225 P12-K	CC120500	BS1-400	SS25	GA06000	F0602900	SS30
MCLN R/L 2525 M19-K	CC190502	BS3-800	SS40	GA06003	F0802900	SS40
MCLN R/L 3232 P19-K	CC190502	BS3-800	SS40	GA06003	F0802900	SS40

(M-K) DOUBLE LOCK SYSTEM

Roughing	Finishing	Medium to Finishing	Medium to Finishing	Medium to Finishing	Medium	Medium
Flat	MF	MS	SF	LC	PM	MR
(15)	(15)	(15)	(15)	(15)	(15)	(15)
Medium Wiper	Roughing to Medium	Medium	Roughing	Roughing to Medium	Medium to Finishing	Medium to Finishing
MW	SS	ST	HR	O1	O2	O3
(15)	(15)	(15)	(15)	(15)	(15)	(15)



Order Code		Reference	Dimensions (mm)					Insert	Kg	Stock	
R	L		H=h	b	L1	L2	S			R	L
212287200	212287300	MDJN R/L 2020 K15-K	20	20	125	34	25	DN.. 1506..	0,450		
212287400	212287500	MDJN R/L 2525 M15-K	25	25	150	34	32	DN.. 1506..	0,800		
212287600	212287700	MDJN R/L 3225 P15-K	32	25	170	34	32	DN.. 1506..	1,200		

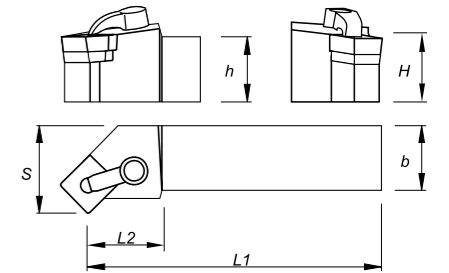
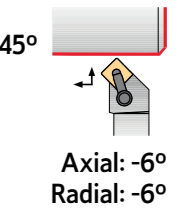
Stock item | Item de stock  Available under request | Disponibilidade sob consulta | Disponible bajo consulta

SPARE PARTS Complementos | Complementos

Cutter Reference	Shim	Lock Pin	Lock Pin Wrench	Clamp	Differential Screw	Clamp Wrench
MDJN R/L 2020 K15-K	CD150501	BS1-401	SS25	GA06001	F0602900	SS30
MDJN R/L 2525 M15-K	CD150501	BS1-401	SS25	GA06001	F0602900	SS30
MDJN R/L 3225 P15-K	CD150501	BS1-401	SS25	GA06001	F0602900	SS30

(M-K) DOUBLE LOCK SYSTEM

Roughing	Finishing	Medium to finishing	Medium
Flat	MF	SF	MR
(12)	(12)	(12)	(12)
Roughing to Medium	Medium	Roughing	
SS	ST	HR	
(12)	(12)	(12)	



Order Code		Reference	Dimensions (mm)					Insert	Kg	Stock	
R	L		H=h	b	L1	L2	S			R	L
212287800	212287900	MSSN R/L 2020 K12-K	20	20	125	28	27	SN.. 1204..	0,450		
212288000	212288100	MSSN R/L 2525 M12-K	25	25	150	28	32	SN.. 1204..	0,800		

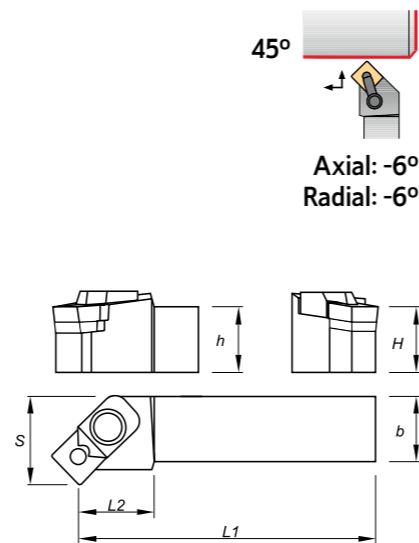
Stock item | Item de stock  Available under request | Disponibilidade sob consulta | Disponible bajo consulta

SPARE PARTS Complementos | Complementos

Cutter Reference	Shim	Lock Pin	Lock Pin Wrench	Clamp	Differential Screw	Clamp Wrench
MSSN R/L 2020 K12-K	CS120500	BS1-400	SS25	GA06000	F0602900	SS30
MSSN R/L 2525 M12-K	CS120500	BS1-400	SS25	GA06000	F0602900	SS30

(M) WEDGE CLAMP SYSTEM

Roughing	Finishing	Medium to finishing	Medium	Roughing to Medium
Flat (12-19)	MF (12)	SF (12)	MR (12-19)	SS (12-19)
Medium	Roughing	Heavy to Roughing	Heavy to Roughing	Heavy to Roughing
ST (12-19)	HR (12-19)	RP (19)	HY (19)	HZ (19)



Order Code		Reference	Dimensions (mm)					Insert	Kg	Stock	
R	L		H=h	b	L1	L2	S			R	L
212279200	212279300	MSSN R/L 2020 K12	20	20	125	34	27	SN.. 1204..	0,450	☉	☉
212279400	212279500	MSSN R/L 2525 M12	25	25	150	34	32	SN.. 1204..	0,800	☉	☉
212279600	212279700	MSSN R/L 3225 P12	32	25	170	34	32	SN.. 1204..	1,200	☉	☉
212279800	212279900	MSSN R/L 2525 M19	25	25	150	42	32	SN.. 1906..	0,800	☉	☉
212280000	212280100	MSSN R/L 3225 P19	32	25	170	42	32	SN.. 1906..	1,200	☉	☉
212280200	212280300	MSSN R/L 3232 P19	32	32	170	42	40	SN.. 1906..	1,400	☉	☉
212280400	212280500	MSSN R/L 4040 S19	40	40	250	42	50	SN.. 1906..	3,100	☉	☉

☉ Stock item | Item de stock

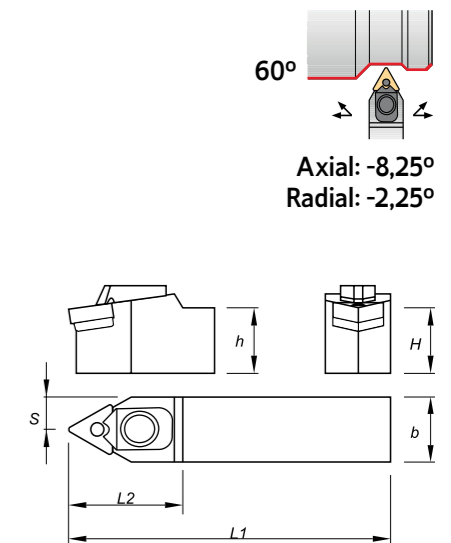
○ Available under request | Disponibilidade sob consulta | Disponible bajo consulta

SPARE PARTS Complementos | Complementos

Cutter Reference	Shim	Lock Pin	Lock Pin Screw	Wedge Clamp	Wrench
MSSN R/L 2020 K12	CS120400	BC06000	D0400900	GW08001	SS50
MSSN R/L 2525 M12	CS120400	BC06000	D0400900	GW08001	SS50
MSSN R/L 3225 P12	CS120400	BC06000	D0400900	GW08001	SS50
MSSN R/L 2525 M19	CS190500	BC08000	D0601400	GW08003	SS50
MSSN R/L 3225 P19	CS190500	BC08000	D0601400	GW08003	SS50
MSSN R/L 3232 P19	CS190500	BC08000	D0601400	GW08003	SS50
MSSN R/L 4040 S19	CS190500	BC08000	D0601400	GW08003	SS50

(M) WEDGE CLAMP SYSTEM

Roughing	Finishing	Medium to Finishing	Medium to Finishing	Medium to Finishing	
Flat (16-22)	MF (16-22)	MS (16)	SF (16-22)	LC (16-22)	
Medium	Medium	Roughing to Medium	Medium	Roughing	Medium to Finishing
PM (16-22)	MR (16-22)	SS (16-22)	ST (16-22)	HR (16-22)	01 (16)



Order Code		Reference	Dimensions (mm)					Insert	Kg	Stock	
R	L		H=h	b	L1	L2	S			R	L
212280600	212280700	MTEN R/L 2020 K16	20	20	125	34	10,5	TN.. 1604..	0,450	☉	☉
212054800	212280900	MTEN R/L 2525 M16	25	25	150	34	13,0	TN.. 1604..	0,800	☉	☉
212281000	212281100	MTEN R/L 3225 P16	32	25	170	34	13,0	TN.. 1604..	1,200	☉	☉
212168800	212281300	MTEN R/L 2525 M22	25	25	150	42	13,0	TN.. 2204..	0,800	☉	☉
212281500	212281600	MTEN R/L 3225 P22	32	25	170	42	13,0	TN.. 2204..	1,200	☉	☉
212281800	212281900	MTEN R/L 3232 P22	32	32	170	42	16,5	TN.. 2204..	1,400	☉	☉
212282100	212282200	MTEN R/L 4025 R22	40	25	200	42	13,0	TN.. 2204..	1,500	☉	☉
212282400	212282500	MTEN R/L 5032 S22	50	32	250	45	16,5	TN.. 2204..	2,950	☉	☉
212280800		MTEN N 2020 K16	20	20	125	34	10,5	TN.. 1604..	0,450	☉	
212169700		MTEN N 2525 M16	25	25	150	34	13,0	TN.. 1604..	0,800	☉	
212281200		MTEN N 3225 P16	32	25	170	34	13,0	TN.. 1604..	1,200	☉	
212281400		MTEN N 2525 M22	25	25	150	42	13,0	TN.. 2204..	0,800	☉	
212281700		MTEN N 3225 P22	32	25	170	42	13,0	TN.. 2204..	1,200	☉	
212282000		MTEN N 3232 P22	32	32	170	42	16,5	TN.. 2204..	1,400	☉	
212282300		MTEN N 4025 R22	40	25	200	42	13,0	TN.. 2204..	1,500	☉	
212282600		MTEN N 5032 S22	50	32	250	45	16,5	TN.. 2204..	2,950	☉	

☉ Stock item | Item de stock

○ Available under request | Disponibilidade sob consulta | Disponible bajo consulta

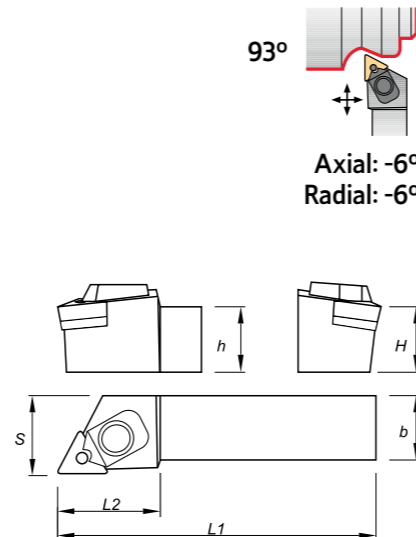
SPARE PARTS Complementos | Complementos

Cutter Reference	Shim	Lock Pin	Lock Pin Screw	Wedge Clamp	Wrench
MTEN R/L/N 2020 K16	CT160302	BC04500	D0300700	GW08001	SS50
MTEN R/L/N 2525 M16	CT160302	BC04500	D0300700	GW08001	SS50
MTEN R/L/N 3225 P16	CT160302	BC04500	D0300700	GW08001	SS50
MTEN R/L/N 2525 M22	CT220500	BC06000	D0400900	GW08003	SS50
MTEN R/L/N 3225 P22	CT220500	BC06000	D0400900	GW08003	SS50
MTEN R/L/N 3232 P22	CT220500	BC06000	D0400900	GW08003	SS50
MTEN R/L/N 4025 R22	CT220500	BC06000	D0400900	GW08003	SS50
MTEN R/L/N 5032 S22	CT220500	BC06000	D0400900	GW08003	SS50



(M) WEDGE CLAMP SYSTEM

Roughing	Finishing	Medium to Finishing	Medium to Finishing	Medium to Finishing	Medium
Flat (16-22)	MF (16-22)	MS (16)	SF (16-22)	LC (16-22)	PM (16-22)
Medium	Medium	Roughing to Medium	Medium	Roughing	Medium to Finishing
MR (16-22)	MW (16-22)	SS (16-22)	ST (16-22)	HR (16-22)	O1 (16)



Order Code		Reference	Dimensions (mm)					Insert	Kg	Stock	
R	L		H=h	b	L1	L2	S			R	L
212054100	212282700	MTJN R/L 2020 K16	20	20	125	34	25	TN.. 1604..	0,450	☉	☉
212026100	212047700	MTJN R/L 2525 M16	25	25	150	34	32	TN.. 1604..	0,800	☉	☉
212010600	212282800	MTJN R/L 3225 P16	32	25	170	34	32	TN.. 1604..	1,200	☉	☉
212282900	212283000	MTJN R/L 2525 M22	25	25	150	42	32	TN.. 2204..	0,800	☉	☉
212283100	212283200	MTJN R/L 3225 P22	32	25	170	42	32	TN.. 2204..	1,200	☉	☉
212283300	212283400	MTJN R/L 3232 P22	32	32	170	42	40	TN.. 2204..	1,400	☉	☉
212283500	212283600	MTJN R/L 4025 R22	40	25	200	42	32	TN.. 2204..	1,500	☉	☉
212010700	212283700	MTJN R/L 5032 S22	50	32	250	45	40	TN.. 2204..	2,950	☉	☉

☉ Stock item | Item de stock

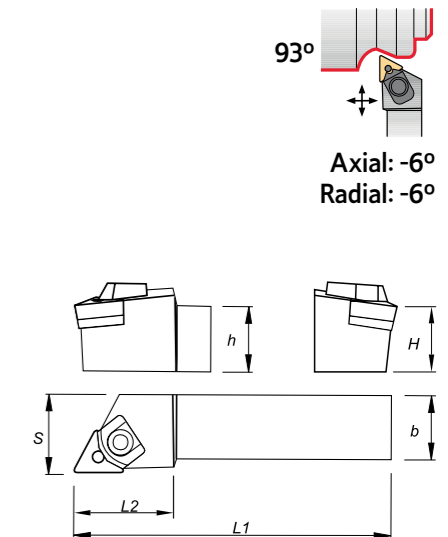
○ Available under request | Disponibilidade sob consulta | Disponible bajo consulta

SPARE PARTS Complementos | Complementos

Cutter Reference	Shim	Lock Pin	Lock Pin Screw	Wedge Clamp	Wrench
MTJN R/L 2020 K16	CT160302	BC04500	D0300700	GW08001	SS50
MTJN R/L 2525 M16	CT160302	BC04500	D0300700	GW08001	SS50
MTJN R/L 3225 P16	CT160302	BC04500	D0300700	GW08001	SS50
MTJN R/L 2525 M22	CT220500	BC06000	D0400900	GW08003	SS50
MTJN R/L 3225 P22	CT220500	BC06000	D0400900	GW08003	SS50
MTJN R/L 3232 P22	CT220500	BC06000	D0400900	GW08003	SS50
MTJN R/L 4025 R22	CT220500	BC06000	D0400900	GW08003	SS50
MTJN R/L 5032 S22	CT220500	BC06000	D0400900	GW08003	SS50

(M-K) DOUBLE LOCK SYSTEM

Roughing	Finishing	Medium to Finishing	Medium to Finishing	Medium to Finishing	Medium
Flat (16-22)	MF (16-22)	MS (16)	SF (16-22)	LC (16-22)	PM (16-22)
Medium	Medium	Roughing to Medium	Medium	Roughing	Medium to Finishing
MR (16-22)	MW (16-22)	SS (16-22)	ST (16-22)	HR (16-22)	O1 (16)



Order Code		Reference	Dimensions (mm)					Insert	Kg	Stock	
R	L		H=h	b	L1	L2	S			R	L
212289300	212289400	MTJN R/L 2020 K16-K	20	20	125	22	25	TN.. 1604..	0,450	☉	☉
212228600	212289500	MTJN R/L 2525 M16-K	25	25	150	22	32	TN.. 1604..	0,800	☉	☉
212169600	212289600	MTJN R/L 2525 M22-K	25	25	150	28	32	TN.. 2204..	0,800	☉	☉
212289700	212289800	MTJN R/L 3225 P22-K	32	25	170	28	32	TN.. 2204..	1,200	☉	☉
212289900	212290000	MTJN R/L 3232 P22-K	32	32	170	28	40	TN.. 2204..	1,400	☉	☉
212290100	212290200	MTJN R/L 4025 R22-K	40	25	200	34	32	TN.. 2204..	1,500	☉	☉
212290300	212290400	MTJN R/L 5032 S22-K	50	32	250	34	40	TN.. 2204..	2,950	☉	☉

☉ Stock item | Item de stock

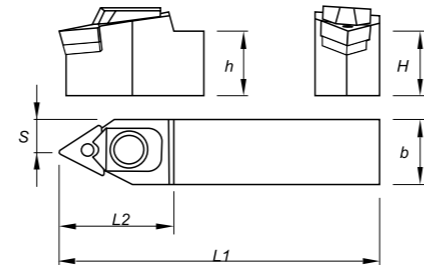
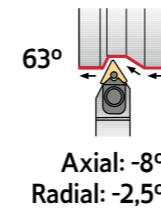
○ Available under request | Disponibilidade sob consulta | Disponible bajo consulta

SPARE PARTS Complementos | Complementos

Cutter Reference	Shim	Lock Pin	Lock Pin Screw	Wedge Clamp	Wrench
MTJN R/L 2020 K16-K	CT160302	BC04500	D0300700	GW05001	SS25
MTJN R/L 2525 M16-K	CT160302	BC04500	D0300700	GW05001	SS25
MTJN R/L 2525 M22-K	CT220500	BC06000	D0400900	GW06001	SS30
MTJN R/L 3225 P22-K	CT220500	BC06000	D0400900	GW06001	SS30
MTJN R/L 3232 P22-K	CT220500	BC06000	D0400900	GW06001	SS30
MTJN R/L 4025 R22-K	CT220500	BC06000	D0400900	GW06001	SS30
MTJN R/L 5032 S22-K	CT220500	BC06000	D0400900	GW06001	SS30

(M) WEDGE CLAMP SYSTEM

Roughing	Finishing	Medium to Finishing	Medium to Finishing	Medium to Finishing
Flat MF (16-22)	MS (16)	SF (16-22)	LC (16-22)	
Medium	Medium	Roughing to Medium	Medium	Roughing
PM (16-22)	MR (16-22)	SS (16-22)	ST (16-22)	HR (16-22)
				O1 (16)



Order Code		Reference	Dimensions (mm)					Insert	Kg	Stock	
R	L		H=h	b	L1	L2	S			R	L
212283800	212283900	MTNN R/L 2020 K16	20	20	125	34	10,0	TN.. 1604..	0,450	⊗	⊗
212284000	212043900	MTNN R/L 2525 M16	25	25	150	34	12,5	TN.. 1604..	0,800	⊗	⊗
212284100	212284200	MTNN R/L 3225 P16	32	25	170	34	12,5	TN.. 1604..	1,200	⊗	⊗
212284300	212284400	MTNN R/L 2525 M22	25	25	150	42	12,5	TN.. 2204..	0,800	⊗	⊗
212284500	212284600	MTNN R/L 3225 P22	32	25	170	42	12,5	TN.. 2204..	1,200	⊗	⊗
212284700	212284800	MTNN R/L 3232 P22	32	32	170	42	16,0	TN.. 2204..	1,400	⊗	⊗
212284900	212285000	MTNN R/L 4025 R22	40	25	200	42	12,5	TN.. 2204..	1,500	⊗	⊗
212285100	212285200	MTNN R/L 5032 S22	50	32	250	45	16,0	TN.. 2204..	2,950	⊗	⊗

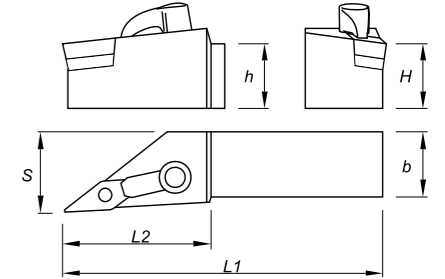
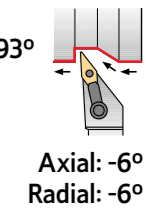
⊗ Stock item | Item de stock    ○ Available under request | Disponibilidade sob consulta | Disponible bajo consulta

SPARE PARTS Complementos | Complementos

Cutter Reference	Shim	Lock Pin	Lock Pin Screw	Wedge Clamp	Wrench
MTNN R/L 2020 K16	CT160302	BC04500	D0300700	GW08001	SS50
MTNN R/L 2525 M16	CT160302	BC04500	D0300700	GW08001	SS50
MTNN R/L 3225 P16	CT160302	BC04500	D0300700	GW08001	SS50
MTNN R/L 2525 M22	CT220500	BC06000	D0400900	GW08003	SS50
MTNN R/L 3225 P22	CT220500	BC06000	D0400900	GW08003	SS50
MTNN R/L 3232 P22	CT220500	BC06000	D0400900	GW08003	SS50
MTNN R/L 4025 R22	CT220500	BC06000	D0400900	GW08003	SS50
MTNN R/L 5032 S22	CT220500	BC06000	D0400900	GW08003	SS50

(M-K) DOUBLE LOCK SYSTEM

Roughing	Medium to Finishing	Medium to Finishing	Medium to Finishing
Flat MS (16)	SF (16)	LC (16)	
Medium	Roughing to Medium	Medium	
MR (16)	SS (16)	ST (16)	










Order Code		Reference	Dimensions (mm)					Insert	Kg	Stock	
R	L		H=h	b	L1	L2	S			R	L
212050100	212057700	MVJN R/L 2020 K16-K	20	20	125	43	25	VN.. 1604..	0,450	⊗	⊗
212246100	212288200	MVJN R/L 2525 M16-K	25	25	150	43	32	VN.. 1604..	0,800	⊗	⊗
212288300	212288400	MVJN R/L 3225 P16-K	32	25	170	43	32	VN.. 1604..	1,200	⊗	⊗

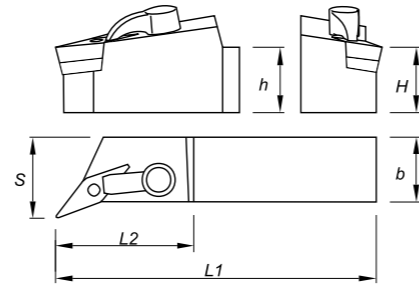
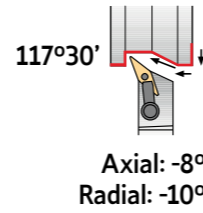
⊗ Stock item | Item de stock    ○ Available under request | Disponibilidade sob consulta | Disponible bajo consulta







SPARE PARTS Complementos | Complementos



Cutter Reference	Shim	Lock Pin	Lock Pin Wrench	Clamp	Differential Screw	Clamp Wrench
MVJN R/L 2020 K16-K	CV160301	BS05000	SS20	GA06002	F0602900	SS30
MVJN R/L 2525 M16-K	CV160301	BS05000	SS20	GA06002	F0602900	SS30
MVJN R/L 3225 P16-K	CV160301	BS05000	SS20	GA06002	F0602900	SS30

(M-K) DOUBLE LOCK SYSTEM







Roughing	Medium to Finishing	Medium to Finishing	Medium to Finishing
Flat	MS	SF	LC
			
(16)	(16)	(16)	(16)
Medium	Roughing to Medium	Medium	
MR	SS	ST	
			
(16)	(16)	(16)	










Order Code		Reference	Dimensions (mm)					Insert	Kg	Stock	
R	L		H=h	b	L1	L2	S			R	L
212288500	212288600	MVQN R/L 2020 K16-K	20	20	125	43	25	VN.. 1604..	0,450		
212288700	212288800	MVQN R/L 2525 M16-K	25	25	150	43	32	VN.. 1604..	0,800		
212288900	212289000	MVQN R/L 3225 P16-K	32	25	170	43	32	VN.. 1604..	1,200		

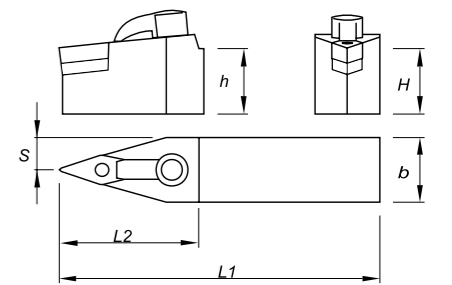
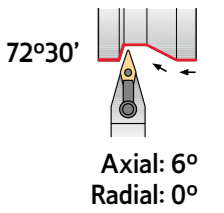
 Stock item | Item de stock       Available under request | Disponibilidade sob consulta | Disponible bajo consulta





SPARE PARTS Complementos | Complementos



Cutter Reference	Shim	Lock Pin	Lock Pin Wrench	Clamp	Differential Screw	Clamp Wrench
MVQN R/L 2020 K16-K						
MVQN R/L 2525 M16-K	CV160301	BS05000	SS20	GA06002	F0602900	SS30
MVQN R/L 3225 P16-K	CV160301	BS05000	SS20	GA06002	F0602900	SS30

(M-K) DOUBLE LOCK SYSTEM







Roughing	Medium to Finishing	Medium to Finishing	Medium to Finishing
Flat	MS	SF	LC
			
(16)	(16)	(16)	(16)
Medium	Roughing to Medium	Medium	
MR	SS	ST	
			
(16)	(16)	(16)	



Order Code		Reference	Dimensions (mm)					Insert	Kg	Stock	
R	L		H=h	b	L1	L2	S			R	L
212289100		MVVN N 2020 K16-K	20	20	125	43	10,0	VN.. 1604..	0,450		
212289200		MVVN N 2525 M16-K	25	25	150	43	12,5	VN.. 1604..	0,800		

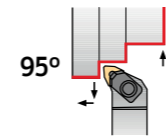
 Stock item | Item de stock       Available under request | Disponibilidade sob consulta | Disponible bajo consulta

SPARE PARTS Complementos | Complementos

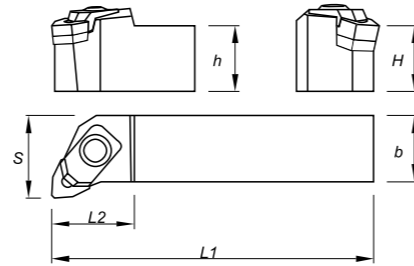
Cutter Reference	Shim	Lock Pin	Lock Pin Wrench	Clamp	Differential Screw	Clamp Wrench
MVVN N 2020 K16-K						
MVVN N 2525 M16-K	CV160301	BS05000	SS20	GA06002	F0602900	SS30

(M) WEDGE CLAMP SYSTEM

Roughing	Finishing	Medium to Finishing	Medium to Finishing	Medium to Finishing	Medium
Flat (08)	MF (06-08)	MS (06-08)	SF (06-08)	LC (08)	PM (08)
Medium	Medium Wiper	Roughing to Medium	Medium	Roughing	
MR (06-08)	MW (06-08)	SS (06-08)	ST (08)	HR (08)	



Axial: -6,5°  
Radial: -6,5°



Order Code		Reference	Dimensions (mm)					Insert	Kg	Stock	
R	L		H=h	b	L1	L2	S			R	L
212285300	212285400	MWLN R/L 1616 H06	16	16	100	15	20	WN.. 0604..	0,200	⊗	⊗
212048200	212285500	MWLN R/L 2020 K06	20	20	125	25	25	WN.. 0604..	0,450	⊗	⊗
212285600	212285700	MWLN R/L 2525 M06	25	25	150	25	32	WN.. 0604..	0,800	⊗	⊗
212246200	212285800	MWLN R/L 2020 K08	20	20	125	34	25	WN.. 0804..	0,450	⊗	⊗
212054000	212042400	MWLN R/L 2525 M08	25	25	150	34	32	WN.. 0804..	0,800	⊗	⊗
212285900	212286000	MWLN R/L 3225 P08	32	25	170	34	32	WN.. 0804..	1,200	⊗	⊗
212010800	212286100	MWLN R/L 3232 P08	32	32	170	34	40	WN.. 0804..	1,400	⊗	⊗

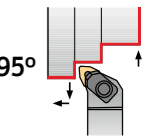
⊗ Stock item | Item de stock      ○ Available under request | Disponibilidade sob consulta | Disponible bajo consulta

SPARE PARTS Complementos | Complementos

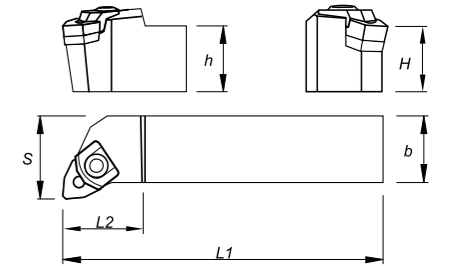
Cutter Reference	Shim	Lock Pin	Lock Pin Screw	Wedge Clamp	Wrench
MWLN R/L 1616 H06	CW060300	BC04501	D0300700	GW05000	SS25
MWLN R/L 2020 K06	CW060300	BC04500	D0300700	GW05000	SS25
MWLN R/L 2525 M06	CW060300	BC04500	D0300700	GW05000	SS25
MWLN R/L 2020 K08	CW080500	BC06000	D0400900	GW08000	SS50
MWLN R/L 2525 M08	CW080500	BC06000	D0400900	GW08000	SS50
MWLN R/L 3225 P08	CW080500	BC06000	D0400900	GW08000	SS50
MWLN R/L 3232 P08	CW080500	BC06000	D0400900	GW08000	SS50

(M-K) DOUBLE LOCK SYSTEM

Roughing	Finishing	Medium to Finishing	Medium to Finishing	Medium to Finishing	Medium
Flat (08)	MF (08)	MS (08)	SF (08)	LC (08)	PM (08)
Medium	Medium Wiper	Roughing to Medium	Medium	Roughing	
MR (08)	MW (08)	SS (08)	ST (08)	HR (08)	



Axial: -5,5°  
Radial: -6,5°



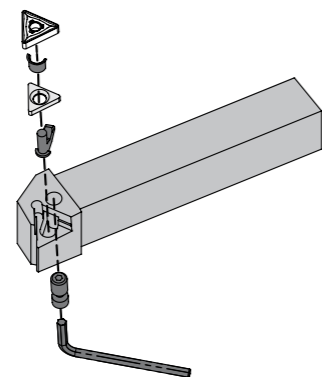
Order Code		Reference	Dimensions (mm)					Insert	Kg	Stock	
R	L		H=h	b	L1	L2	S			R	L
212290500	212290600	MWLN R/L 2020 K08-K	20	20	125	34	25	WN.. 0804..	0,450	⊗	⊗
212250200	212290700	MWLN R/L 2525 M08-K	25	25	150	34	32	WN.. 0804..	0,800	⊗	⊗
212290800	212290900	MWLN R/L 3232 P08-K	32	32	170	34	40	WN.. 0804..	1,400	⊗	⊗

⊗ Stock item | Item de stock      ○ Available under request | Disponibilidade sob consulta | Disponible bajo consulta

SPARE PARTS Complementos | Complementos

Cutter Reference	Shim	Lock Pin	Lock Pin Screw	Wedge Clamp	Wrench
MWLN R/L 2020 K08-K	CW080500	BC06000	D0400900	GW06000	SS25
MWLN R/L 2525 M08-K	CW080500	BC06000	D0400900	GW06000	SS25
MWLN R/L 3232 P08-K	CW080500	BC06000	D0400900	GW06000	SS25

# (P) LEVER LOCK TOOLHOLDERS

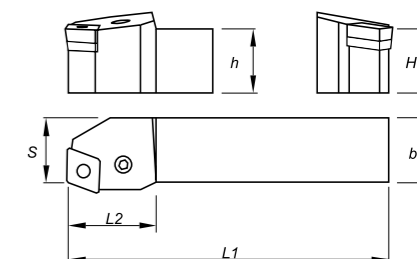
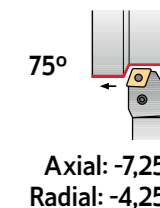


<b>PCBN 75°</b>  PAG C - 441 CN.. 1204.. CN.. 1606.. CN.. 1906.. CN.. 2509..	<b>PCFN 90°</b>  PAG C - 442 CN.. 1204.. CN.. 1606.. CN.. 1906..	<b>PCKN 75°</b>  PAG C - 443 CN.. 1204.. CN.. 1906.. CN.. 2506..	<b>PCLN 95°</b>  PAG C - 444 CN..0903.. ... CN..2509..	<b>PCMN 50°</b>  PAG C - 446 SN.. 1204.. SN.. 1906..	<b>PCSN 45°</b>  PAG C - 447 CN.. 1204.. CN.. 1606.. CN.. 1906..
<b>PDJN 93°</b>  PAG C - 448 DN.. 1104.. DN.. 1504.. DN.. 1506..	<b>PDNN 63°</b>  PAG C - 449 DN.. 1504.. DN.. 1506..	<b>PRDC</b>  PAG C - 450 RC.. 1003M0 ... RC.. 3209M0	<b>PRSC/PRSN</b>  PAG C - 452/453 RC.. 10.32 RN.. 09.25	<b>PSBN 75°</b>  PAG C - 454 SN.. 0903.. ... SN.. 2507..	<b>PSDN 45°</b>  PAG C - 455 SN.. 0903.. ... SN.. 2507..
<b>PSKN 75°</b>  PAG C - 456 SN.. 0903.. ... SN.. 2507..	<b>PSSN 45°</b>  PAG C - 457 SN.. 0903.. ... SN.. 2507..	<b>PTDN 45°</b>  PAG C - 458 TN.. 2204..	<b>PTFN 90°</b>  PAG C - 459 TN.. 1604.. TN.. 2204.. TN.. 2706..	<b>PTGN 90°</b>  PAG C - 460 TN.. 1604.. ... TN.. 3307..	<b>PTTN 60°</b>  PAG C - 461 TN.. 1604.. TN.. 2204..
<b>PWLN 95°</b>  PAG C - 462 WN.. 0604.. WN.. 0804..					

# PCBN 75° | TOOLHOLDERS | Ferros de torno | Herramientas de torneado

## (P) LEVER LOCK SYSTEM

Roughing	Finishing	Medium to Finishing	Medium to Finishing	Medium to Finishing	Medium	Medium
<b>Flat</b>  (12-16-19)	<b>MF</b>  (12)	<b>MS</b>  (12)	<b>SF</b>  (12)	<b>LC</b>  (12)	<b>PM</b>  (12)	<b>MR</b>  (12-16-19)
Roughing to Medium	Medium	Roughing	Heavy to Roughing	Heavy to Roughing	Heavy to Roughing	
<b>SS</b>  (12-16-19)	<b>ST</b>  (12-16-19)	<b>HR</b>  (12-16-19-25)	<b>RP</b>  (19)	<b>HY</b>  (19-25)	<b>HZ</b>  (19-25)	



Order Code		Reference	Dimensions (mm)					Insert	Kg	Stock	
R	L		H=h	b	L1	L2	S			R	L
212291000	212291100	PCBN R/L 2020 K12	20	20	125	28	17	CN.. 1204..	0,400	⊗	⊗
212011200	212010900	PCBN R/L 2525 M12	25	25	150	28	22	CN.. 1204..	0,750	⊗	⊗
212291200	212291300	PCBN R/L 2525 M16	25	25	150	34	22	CN.. 1606..	0,750	⊗	⊗
212291400	212291500	PCBN R/L 3225 P16	32	25	170	34	22	CN.. 1606..	1,050	⊗	⊗
212291600	212291700	PCBN R/L 3232 P16	32	32	170	34	27	CN.. 1606..	1,300	⊗	⊗
212291800	212291900	PCBN R/L 3225 P19	32	25	170	42	22	CN.. 1906..	1,050	⊗	⊗
212011300	212011000	PCBN R/L 3232 P19	32	32	170	42	27	CN.. 1906..	1,300	⊗	⊗
212011400	212011100	PCBN R/L 4040 S19	40	40	250	45	35	CN.. 1906..	3,050	⊗	⊗
212387900	212388000	PCBN R/L 4040 P25	40	40	250	48	41	CN.. 2509..	3,100	⊗	⊗
212388100	212388200	PCBN R/L 5050 T25	50	50	300	50	51	CN.. 2509..	4,000	⊗	⊗

⊗ Stock item | Item de stock      ○ Available under request | Disponibilidade sob consulta | Disponible bajo consulta

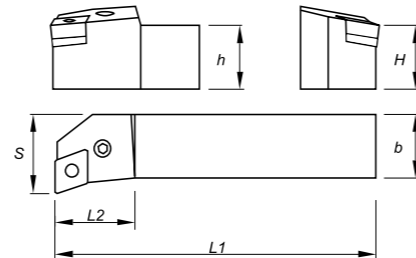
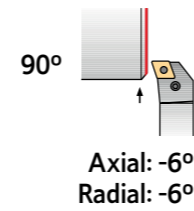
## SPARE PARTS Complementos | Complementos

Cutter Reference	Shim	Shim Pin	Shim Pin Punch	Lever	Lever Screw	Wrench
PCBN R/L 2020 K12	CC120301	BE05500	BF47509	AN13100	PA0802100	SS30
PCBN R/L 2525 M12	CC120301	BE05500	BF47509	AN13100	PA0802100	SS30
PCBN R/L 2525 M16	CC160500	BE07000	BF65012	AN17100	PA0802300	SS30
PCBN R/L 3225 P16	CC160500	BE07000	BF65012	AN17100	PA0802300	SS30
PCBN R/L 3232 P16	CC160500	BE07000	BF65012	AN17100	PA0802300	SS30
PCBN R/L 3225 P19	CC190500	BE08500	BF80012	AN20800	PA1002700	SS40
PCBN R/L 3232 P19	CC190500	BE08500	BF80012	AN20800	PA1002700	SS40
PCBN R/L 4040 S19	CC190500	BE08500	BF80012	AN20800	PA1002700	SS40
PCBN R/L 4040 S25	CC250700	BE10500	BF12520	AN25200	PA1203600	SS50
PCBN R/L 5050 T25	CC250700	BE10500	BF12520	AN25200	PA1203600	SS50



(P) LEVER LOCK SYSTEM

Roughing	Finishing	Medium to Finishing	Medium to Finishing	Medium to Finishing	Medium	Medium
Flat (12-16-19)	MF (12)	MS (12)	SF (12)	LC (12)	PM (12)	MR (12-16-19)
Roughing to Medium	Medium	Roughing	Heavy to Roughing	Heavy to Roughing	Heavy to Roughing	
SS (12-16-19)	ST (12-16-19)	HR (12-16-19)	RP (12-16-19)	HY (19)	HZ (19)	



Order Code		Reference	Dimensions (mm)					Insert	Kg	Stock	
R	L		H=h	b	L1	L2	S			R	L
212292000	212292100	PCFN R/L 2525 M12	25	25	150	28	32	CN.. 1204..	0,750	⊗	⊗
212292200	212292300	PCFN R/L 2525 M16	25	25	150	34	32	CN.. 1606..	0,750	⊗	⊗
212292400	212292500	PCFN R/L 3225 P16	32	25	170	34	32	CN.. 1606..	1,050	⊗	⊗
212292600	212292700	PCFN R/L 3232 P16	32	32	170	34	40	CN.. 1606..	1,300	⊗	⊗
212292800	212292900	PCFN R/L 3225 P19	32	25	170	42	32	CN.. 1906..	1,050	⊗	⊗
212293000	212293100	PCFN R/L 3232 P19	32	32	170	42	40	CN.. 1906..	1,300	⊗	⊗
212293200	212293300	PCFN R/L 4040 S19	40	40	250	45	50	CN.. 1906..	3,050	⊗	⊗

⊗ Stock item | Item de stock

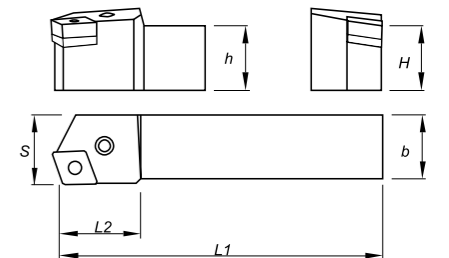
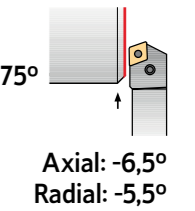
○ Available under request | Disponibilidade sob consulta | Disponible bajo consulta

SPARE PARTS Complementos | Complementos

Cutter Reference	Shim	Shim Pin	Shim Pin Punch	Lever	Lever Screw	Wrench
PCFN R/L 2525 M12	CC120301	BE05500	BF47509	AN13100	PA0802100	SS30
PCFN R/L 2525 M16	CC160500	BE07000	BF65012	AN17100	PA0802300	SS30
PCFN R/L 3225 P16	CC160500	BE07000	BF65012	AN17100	PA0802300	SS30
PCFN R/L 3232 P16	CC160500	BE07000	BF65012	AN17100	PA0802300	SS30
PCFN R/L 3225 P19	CC190500	BE08500	BF80012	AN20800	PA1002700	SS40
PCFN R/L 3232 P19	CC190500	BE08500	BF80012	AN20800	PA1002700	SS40
PCFN R/L 4040 S19	CC190500	BE08500	BF80012	AN20800	PA1002700	SS40

(P) LEVER LOCK SYSTEM

Roughing	Finishing	Medium to Finishing	Medium to Finishing	Medium to Finishing	Medium	Medium
Flat (12-19)	MF (12)	MS (12)	SF (12)	LC (12)	PM (12)	MR (12-19)
Roughing to Medium	Medium	Roughing	Heavy to Roughing	Heavy to Roughing	Heavy to Roughing	
SS (12-19)	ST (12-19)	HR (12-16-19)	RP (12-19)	HY (19-25)	HZ (19-25)	



Order Code		Reference	Dimensions (mm)					Insert	Kg	Stock	
R	L		H=h	b	L1	L2	S			R	L
212011600	212293400	PCKN R/L 2020 K12	20	20	125	28	25	CN.. 1204..	0,400	⊗	⊗
212011700	212293500	PCKN R/L 2525 M12	25	25	150	28	32	CN.. 1204..	0,750	⊗	⊗
212293600	212011500	PCKN R/L 3225 P12	32	25	170	28	32	CN.. 1204..	1,050	⊗	⊗
212293800	212293900	PCKN R/L 3232 P19	32	32	170	34	40	CN.. 1906..	1,300	⊗	⊗
212294000	212294100	PCKN R/L 4040 S19	40	40	250	45	50	CN.. 1906..	3,050	⊗	⊗
212294200	212294300	PCKN R/L 4040 S25	40	40	250	45	50	CN.. 2509..	3,050	⊗	⊗
212294400	212294500	PCKN R/L 5050 T25	50	50	300	45	60	CN.. 2509..	5,850	⊗	⊗














⊗ Stock item | Item de stock

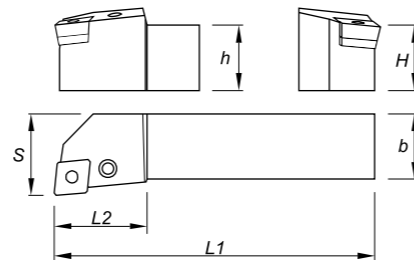
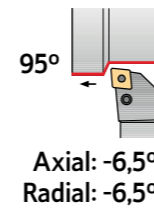
○ Available under request | Disponibilidade sob consulta | Disponible bajo consulta

SPARE PARTS Complementos | Complementos

Cutter Reference	Shim	Shim Pin	Shim Pin Punch	Lever	Lever Screw	Wrench
PCKN R/L 2020 K12	CC120301	BE05500	BF47509	AN13100	PA0802100	SS30
PCKN R/L 2525 M12	CC120301	BE05500	BF47509	AN13100	PA0802100	SS30
PCKN R/L 3225 P12	CC120301	BE05500	BF47509	AN13100	PA0802100	SS30
PCKN R/L 3232 P19	CC190500	BE08500	BF80012	AN20800	PA1002700	SS40
PCKN R/L 4040 S19	CC190500	BE08500	BF80012	AN20800	PA1002700	SS40
PCKN R/L 4040 S25	CC250700	BE10500	BF12520	AN25200	PA1203600	SS50
PCKN R/L 5050 T25	CC250700	BE10500	BF12520	AN25200	PA1203600	SS50

(P) LEVER LOCK SYSTEM

Roughing	Finishing	Medium to Finishing	Medium to Finishing	Medium to Finishing	Medium	Medium
<b>Flat</b>  (09-12-16-19)	<b>MF</b>  (09-12)	<b>MS</b>  (12)	<b>SF</b>  (12)	<b>LC</b>  (12)	<b>PM</b>  (12)	<b>MR</b>  (09-12-16-19)
Roughing to Medium	Medium	Roughing	Heavy to Roughing	Heavy to Roughing	Heavy to Roughing	
<b>SS</b>  (09-12-16-19)	<b>ST</b>  (09-12-16-19)	<b>HR</b>  (12-16-19-25)	<b>RP</b>  (19)	<b>HY</b>  (19-25)	<b>HZ</b>  (19-25)	



Order Code		Reference	Dimensions (mm)					Insert	Kg	Stock	
R	L		H=h	b	L1	L2	S			R	L
212294600	212294700	PCLN R/L 1616 H09	16	16	100	25	20	CN.. 0903..	0,250	⊗	⊗
212294800	212294900	PCLN R/L 2020 K09	20	20	125	27	25	CN.. 0903..	0,400	⊗	⊗
212295000	212295100	PCLN R/L 2525 M09	25	25	150	27	32	CN.. 0903..	0,750	⊗	⊗
212012300	212011800	PCLN R/L 1616 H12	16	16	100	26	20	CN.. 1204..	0,250	⊗	⊗
212012400	212011900	PCLN R/L 2020 K12	20	20	125	28	25	CN.. 1204..	0,400	⊗	⊗
212044800	212031500	PCLN R/L 2525 M12	25	25	150	28	32	CN.. 1204..	0,750	⊗	⊗
212295200	212295300	PCLN R/L 3225 P12	32	25	170	28	32	CN.. 1204..	1,050	⊗	⊗
212058200	212295400	PCLN R/L 3232 P12	32	32	170	28	40	CN.. 1204..	1,300	⊗	⊗
212036400	212168100	PCLN R/L 2525 M16	25	25	150	34	32	CN.. 1606..	0,750	⊗	⊗
212295500	212295600	PCLN R/L 3225 P16	32	25	170	34	32	CN.. 1606..	1,050	⊗	⊗
212295700	212012100	PCLN R/L 3232 P16	32	32	170	34	40	CN.. 1606..	1,300	⊗	⊗
212295800	212012200	PCLN R/L 4040 S16	40	40	250	34	50	CN.. 1606..	3,050	⊗	⊗
212058100	212295900	PCLN R/L 2525 M19	25	25	150	42	32	CN.. 1906..	0,750	⊗	⊗
212296000	212296100	PCLN R/L 3225 P19	32	25	170	42	32	CN.. 1906..	1,050	⊗	⊗
212058300	212296200	PCLN R/L 3232 P19	32	32	170	42	40	CN.. 1906..	1,300	⊗	⊗
212058400	212296300	PCLN R/L 4040 S19	40	40	250	45	50	CN.. 1906..	3,050	⊗	⊗
212296400	212296500	PCLN R/L 4040 S25	40	40	250	45	50	CN.. 2509..	3,050	⊗	⊗
212296600	212296700	PCLN R/L 5050 T25	50	50	300	45	60	CN.. 2509..	5,850	⊗	⊗

⊗ Stock item | Item de stock      ○ Available under request | Disponibilidade sob consulta | Disponible bajo consulta

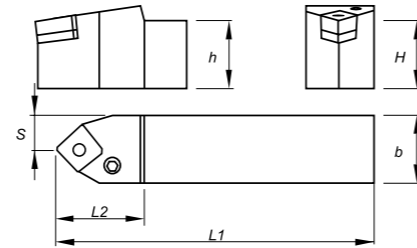
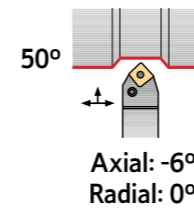
(P) LEVER LOCK SYSTEM

SPARE PARTS Complementos | Complementos

Cutter Reference	Shim	Shim Pin	Shim Pin Punch	Lever	Lever Screw	Wrench
PCLN R/L 1616 H09	CC090300	BE04400	BF40009	AN01200	PA0601700	SS25
PCLN R/L 2020 K09	CC090300	BE04400	BF40009	AN01200	PA0601700	SS25
PCLN R/L 2525 M09	CC090300	BE04400	BF40009	AN01200	PA0601700	SS25
PCLN R/L 1616 H12	CC120301	BE05500	BF47509	AC13200	PA0801700	SS30
PCLN R/L 2020 K12	CC120301	BE05500	BF47509	AC13200	PA0802100	SS30
PCLN R/L 2525 M12	CC120301	BE05500	BF47509	AC13200	PA0802100	SS30
PCLN R/L 3225 P12	CC120301	BE05500	BF47509	AC13200	PA0802100	SS30
PCLN R/L 3232 P12	CC120301	BE05500	BF47509	AC13200	PA0802100	SS30
PCLN R/L 2525 M16	CC160500	BE07000	BF65012	AN17100	PA0802300	SS30
PCLN R/L 3225 P16	CC160500	BE07000	BF65012	AN17100	PA0802300	SS30
PCLN R/L 3232 P16	CC160500	BE07000	BF65012	AN17100	PA0802300	SS30
PCLN R/L 4040 S16	CC160500	BE07000	BF65012	AN17100	PA0802300	SS30
PCLN R/L 2525 M19	CC190500	BE08500	BF80012	AN20800	PA1002700	SS40
PCLN R/L 3225 P19	CC190500	BE08500	BF80012	AN20800	PA1002700	SS40
PCLN R/L 3232 P19	CC190500	BE08500	BF80012	AN20800	PA1002700	SS40
PCLN R/L 4040 S19	CC190500	BE08500	BF80012	AN20800	PA1002700	SS40
PCLN R/L 4040 S25	CC250700	BE10500	BF12520	AN25200	PA1203600	SS50
PCLN R/L 5050 T25	CC250700	BE10500	BF12520	AN25200	PA1203600	SS50

(P) LEVER LOCK SYSTEM

Roughing	Finishing	Medium to Finishing	Medium to Finishing	Medium to Finishing	Medium	Medium
Flat (12-19)	MF (12)	MS (12)	SF (12)	LC (12)	PM (12)	MR (12-19)
Roughing to Medium	Medium	Roughing	Heavy to Roughing	Heavy to Roughing	Heavy to Roughing	
SS (12-19)	ST (12-19)	HR (12-19)	RP (19)	HY (19)	HZ (19)	



Order Code	Reference	Dimensions (mm)					Insert	Kg	Stock
		H=h	b	L1	L2	S			
212296800	PCMN N 2020 K12	20	20	125	34	10,0	CN.. 1204..	0,400	☉
212296900	PCMN N 2525 M12	25	25	150	34	12,5	CN.. 1204..	0,750	☉
212297000	PCMN N 3225 P12	32	25	170	34	12,5	CN.. 1204..	1,050	☉
212297100	PCMN N 3232 P19	32	32	170	42	16,0	CN.. 1906..	1,300	☉
212297200	PCMN N 4040 S19	40	40	250	42	20,0	CN.. 1906..	3,050	☉

☉ Stock item | Item de stock

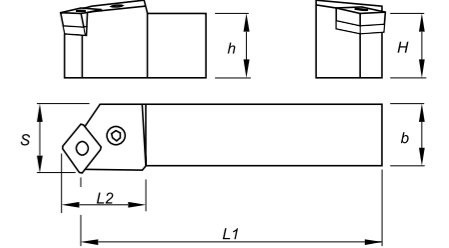
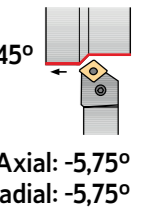
○ Available under request | Disponibilidade sob consulta | Disponible bajo consulta

SPARE PARTS Complementos | Complementos

Cutter Reference	Shim	Shim Pin	Shim Pin Punch	Lever	Lever Screw	Wrench
PCMN N 2020 K12	CC120301	BE05500	BF47509	AN13100	A0802100	SS30
PCMN N 2525 M12	CC120301	BE05500	BF47509	AN13100	A0802100	SS30
PCMN N 3225 P12	CC120301	BE05500	BF47509	AN13100	A0802100	SS30
PCMN N 3232 P19	CC190500	BE08500	BF80012	AN20800	A1002700	SS40
PCMN N 4040 S19	CC190500	BE08500	BF80012	AN20800	A1002700	SS40

(P) LEVER LOCK SYSTEM

Roughing	Finishing	Medium to Finishing	Medium to Finishing	Medium to Finishing	Medium	Medium
Flat (12-16-19)	MF (12)	MS (12)	SF (12)	LC (12)	PM (12)	MR (12-16-19)
Roughing to Medium	Medium	Roughing	Heavy to Roughing	Heavy to Roughing	Heavy to Roughing	
SS (12-16-19)	ST (12-16-19)	HR (12-16-19)	RP (19)	HY (19)	HZ (19)	



Order Code		Reference	Dimensions (mm)					Insert	Kg	Stock	
R	L		H=h	b	L1	L2	S			R	L
212297300	212297400	PCSN R/L 2020 K12	20	20	125	28	25	CN.. 1204..	0,400	☉	☉
212297500	212012800	PCSN R/L 2525 M12	25	25	150	28	32	CN.. 1204..	0,750	☉	☉
212297600	212297700	PCSN R/L 2525 M16	25	25	150	34	32	CN.. 1606..	0,750	☉	☉
212297800	212297900	PCSN R/L 3225 P16	32	25	170	34	32	CN.. 1606..	1,050	☉	☉
212013100	212298000	PCSN R/L 3232 P16	32	32	170	34	40	CN.. 1606..	1,300	☉	☉
212298100	212298200	PCSN R/L 3225 P19	32	25	170	42	32	CN.. 1906..	1,050	☉	☉
212298300	212298400	PCSN R/L 3232 P19	32	32	170	42	40	CN.. 1906..	1,300	☉	☉
212298500	212298600	PCSN R/L 4040 S19	40	40	250	45	50	CN.. 1906..	3,050	☉	☉

☉ Stock item | Item de stock

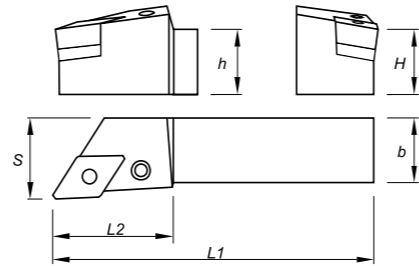
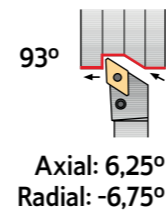
○ Available under request | Disponibilidade sob consulta | Disponible bajo consulta

SPARE PARTS Complementos | Complementos

Cutter Reference	Shim	Shim Pin	Shim Pin Punch	Lever	Lever Screw	Wrench
PCSN R/L 2020 K12	CC120301	BE05500	BF47509	AN13100	PA0802100	SS30
PCSN R/L 2525 M12	CC120301	BE05500	BF47509	AN13100	PA0802100	SS30
PCSN R/L 2525 M16	CC160500	BE07000	BF65012	AN17100	PA0802300	SS30
PCSN R/L 3225 P16	CC160500	BE07000	BF65012	AN17100	PA0802300	SS30
PCSN R/L 3232 P16	CC160500	BE07000	BF65012	AN17100	PA0802300	SS30
PCSN R/L 3225 P19	CC190500	BE08500	BF80012	AN20800	PA1002700	SS40
PCSN R/L 3232 P19	CC190500	BE08500	BF80012	AN20800	PA1002700	SS40
PCSN R/L 4040 S19	CC190500	BE08500	BF80012	AN20800	PA1002700	SS40

(P) LEVER LOCK SYSTEM

Roughing	Finishing	Medium to Finishing	Medium to Finishing	Medium to Finishing	Medium	Medium
Flat	MF	MS	SF	LC	PM	MR
(11-15)	(11-15)	(15)	(11-15)	(15)	(15)	(11-15)
Medium Wiper	Roughing to Medium	Medium	Roughing	Roughing to Medium	Medium to Finishing	Medium to Finishing
MW	SS	ST	HR	O1	O2	O3
(15)	(11-15)	(11-15)	(15)	(15)	(15)	(15)



Order Code		Reference	Dimensions (mm)					Insert	Kg	Stock	
R	L		H=h	b	L1	L2	S			R	L
212057800	212298700	PDJN R/L 1616 H11	16	16	100	28	20	DN.. 1104..	0,250	⊗	⊗
212246900	212246800	PDJN R/L 2020 K11	20	20	125	28	25	DN.. 1104..	0,400	⊗	⊗
212247500	212247600	PDJN R/L 2525 M11	25	25	150	28	32	DN.. 1104..	0,750	⊗	⊗
212298800	212298900	PDJN R/L 3225 P11	32	25	170	28	32	DN.. 1104..	1,050	⊗	⊗
212013600	212013200	PDJN R/L 2020 K15	20	20	125	34	25	DN.. 1506..	0,400	⊗	⊗
212037300	212031600	PDJN R/L 2525 M15	25	25	150	34	32	DN.. 1506..	0,750	⊗	⊗
212299000	212013400	PDJN R/L 3225 P15	32	25	170	34	32	DN.. 1506..	1,050	⊗	⊗
212013800	212013500	PDJN R/L 3232 P15	32	32	170	34	40	DN.. 1506..	1,300	⊗	⊗
212299100	212299200	PDJN R/L 4025 R15	40	25	200	34	32	DN.. 1506..	1,850	⊗	⊗
212299300	212299400	PDJN R/L 5032 S15	50	32	250	34	40	DN.. 1506..	2,900	⊗	⊗

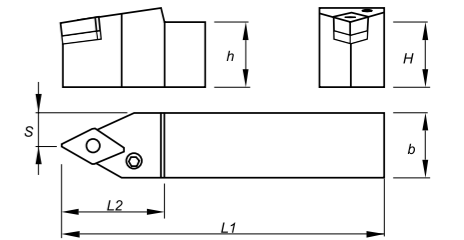
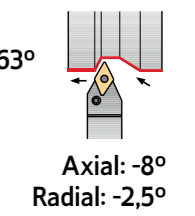
⊗ Stock item | Item de stock      ○ Available under request | Disponibilidade sob consulta | Disponible bajo consulta

SPARE PARTS Complementos | Complementos

Cutter Reference	for inserts DN.. 1504..							Shim	Shim Pin
	Shim	Shim Pin	Shim Pin Punch	Lever	Lever Screw	Wrench			
PDJN R/L 1616 H11	CD110300	BE04400	BF40009	AN01200	PA0601700	SS25	-	-	
PDJN R/L 2020 K11	CD110300	BE04400	BF40009	AN01200	PA0601700	SS25	-	-	
PDJN R/L 2525 M11	CD110300	BE04400	BF40009	AN01200	PA0601700	SS25	-	-	
PDJN R/L 3225 P11	CD110300	BE04400	BF40009	AN01200	PA0601700	SS25	-	-	
PDJN R/L 2020 K15	CD150300	BE05500	BF47509	AN14700	PA0802101	SS30	CD150500	BE05401	
PDJN R/L 2525 M15	CD150300	BE05500	BF47509	AN14700	PA0802101	SS30	CD150500	BE05401	
PDJN R/L 3225 P15	CD150300	BE05500	BF47509	AN14700	PA0802101	SS30	CD150500	BE05401	
PDJN R/L 3232 P15	CD150300	BE05500	BF47509	AN14700	PA0802101	SS30	CD150500	BE05401	
PDJN R/L 4025 R15	CD150300	BE05500	BF47509	AN14700	PA0802101	SS30	CD150500	BE05401	
PDJN R/L 5032 S15	CD150300	BE05500	BF47509	AN14700	PA0802101	SS30	CD150500	BE05401	

(P) LEVER LOCK SYSTEM

Roughing	Finishing	Medium to Finishing	Medium to Finishing	Medium to Finishing	Medium	Medium
Flat	MF	MS	SF	LC	PM	MR
(15)	(15)	(15)	(15)	(15)	(15)	(15)
Medium Wiper	Roughing to Medium	Medium	Roughing	Roughing to Medium	Medium to Finishing	Medium to Finishing
MW	SS	ST	HR	O1	O2	O3
(15)	(15)	(15)	(15)	(15)	(15)	(15)



Order Code		Reference	Dimensions (mm)					Insert	Kg	Stock	
R	L		H=h	b	L1	L2	S			R	L
212299500	212299600	PDNN R/L 2020 K15	20	20	125	34	10,0	DN.. 1506..	0,400	⊗	⊗
212299800	212299900	PDNN R/L 2525 M15	25	25	150	34	12,5	DN.. 1506..	0,750	⊗	⊗
212300100	212300200	PDNN R/L 3225 P15	32	25	170	34	12,5	DN.. 1506..	1,050	⊗	⊗
212300300	212300400	PDNN R/L 3232 P15	32	32	170	34	16,0	DN.. 1506..	1,300	⊗	⊗
212300600	212300700	PDNN R/L 4025 S15	40	25	250	34	12,5	DN.. 1506..	1,850	⊗	⊗
212300900	212301000	PDNN R/L 5032 S15	50	32	250	34	16,0	DN.. 1506..	2,900	⊗	⊗
212299700		PDNN N 2020 K15	20	20	125	34	10,0	DN.. 1506..	0,400	⊗	
212300000		PDNN N 2525 M15	25	25	150	34	12,5	DN.. 1506..	0,750	⊗	
212250000		PDNN N 3225 P15	32	25	170	34	12,5	DN.. 1506..	1,050	⊗	
212300500		PDNN N 3232 P15	32	32	170	34	16,0	DN.. 1506..	1,300	⊗	
212300800		PDNN N 4025 S15	40	25	250	34	12,5	DN.. 1506..	1,850	⊗	
212301100		PDNN N 5032 S15	50	32	250	34	16,0	DN.. 1506..	2,900	⊗	

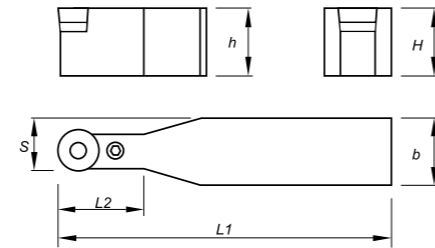
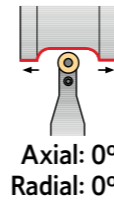

⊗ Stock item | Item de stock      ○ Available under request | Disponibilidade sob consulta | Disponible bajo consulta

SPARE PARTS Complementos | Complementos

Cutter Reference	for inserts DN.. 1504..							Shim	Shim Pin
	Shim	Shim Pin	Shim Pin Punch	Lever	Lever Screw	Wrench			
PDNN R/L/N 2020 K15	CD150300	BE05500	BF47509	AN14700	PA0802101	SS30	CD150500	BE05401	
PDNN R/L/N 2525 M15	CD150300	BE05500	BF47509	AN14700	PA0802101	SS30	CD150500	BE05401	
PDNN R/L/N 3225 P15	CD150300	BE05500	BF47509	AN14700	PA0802101	SS30	CD150500	BE05401	
PDNN R/L/N 3232 P15	CD150300	BE05500	BF47509	AN14700	PA0802101	SS30	CD150500	BE05401	
PDNN R/L/N 4025 S15	CD150300	BE05500	BF47509	AN14700	PA0802101	SS30	CD150500	BE05401	
PDNN R/L/N 5032 S15	CD150300	BE05500	BF47509	AN14700	PA0802101	SS30	CD150500	BE05401	



(P) LEVER LOCK SYSTEM



Order Code	Reference	Dimensions (mm)					Insert	Kg	Stock
		H=h	b	L1	L2	s			
212051100	PRDC N 2020 K10	20	20	125	22	15,0	RC.. 1003M0	0,400	⊗
212169000	PRDC N 2525 M10	25	25	150	22	18,5	RC.. 1003M0	0,750	⊗
212301200	PRDC N 3225 P10	32	25	170	22	18,5	RC.. 1003M0	1,050	⊗
212301300	PRDC N 2020 K12	20	20	125	28	16,0	RC.. 1204M0	0,400	⊗
212042800	PRDC N 2525 M12	25	25	150	28	18,5	RC.. 1204M0	0,750	⊗
212301400	PRDC N 3225 P12	32	25	170	28	18,5	RC.. 1204M0	1,050	⊗
212301500	PRDC N 4025 S12	40	25	250	28	18,5	RC.. 1204M0	1,850	⊗
212020600	PRDC N 3225 P16	32	25	170	34	20,5	RC.. 1606M0	1,050	⊗
212301600	PRDC N 3232 P16	32	32	170	34	24,0	RC.. 1606M0	1,300	⊗
212301700	PRDC N 3232 P20	32	32	170	42	26,0	RC.. 2006M0	1,300	⊗
212301800	PRDC N 4040 S20	40	40	250	42	30,0	RC.. 2006M0	3,050	⊗
212301900	PRDC N 4040 S25	40	40	250	45	32,5	RC.. 2507M0	3,050	⊗
212293700	PRDC N 4040 U25	40	40	350	45	32,5	RC.. 2507M0	3,050	⊗
212302000	PRDC N 5050 U25	50	50	350	45	37,5	RC.. 2507M0	5,850	⊗
212302100	PRDC N 5050 V32	50	50	400	52	41,0	RC.. 3209M0	5,850	⊗

⊗ Stock item | Item de stock

○ Available under request | Disponibilidade sob consulta | Disponible bajo consulta

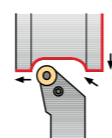
(P) LEVER LOCK SYSTEM

SPARE PARTS Complementos | Complementos

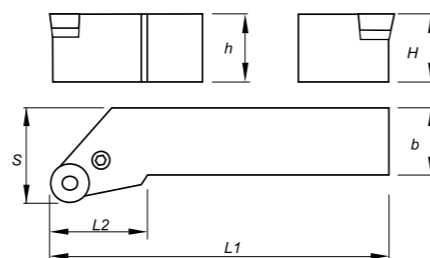
Cutter Reference	Shim	Shim Pin	Shim Pin Punch	Lever	Lever Screw	Wrench
PRDC N 2020 K10	CR100300	BE03800	BF40009	AC11700	PA0501400	SS20
PRDC N 2525 M10	CR100300	BE03800	BF40009	AC11700	PA0501400	SS20
PRDC N 3225 P10	CR100300	BE03800	BF40009	AC11700	PA0501400	SS20
PRDC N 2020 K12	CR120300	BE03800	BF40009	AC13300	PA0601700	SS25
PRDC N 2525 M12	CR120300	BE03800	BF40009	AC13300	PA0601700	SS25
PRDC N 3225 P12	CR120300	BE03800	BF40009	AC13300	PA0601700	SS25
PRDC N 4025 S12	CR120300	BE03800	BF40009	AC13300	PA0601700	SS25
PRDC N 3225 P16	CR160500	BE05400	BF47509	AC18000	PA0602100	SS25
PRDC N 3232 P16	CR160500	BE05400	BF47509	AC18000	PA0602100	SS25
PRDC N 3232 P20	CR200500	BE07000	BF65012	AC18700	PA0802400	SS30
PRDC N 4040 S20	CR200500	BE07000	BF65012	AC18700	PA0802400	SS30
PRDC N 4040 S25	CR250600	BE08500	BF80012	AC23000	PA1003000	SS40
PRDC N 4040 U25	CR250600	BE08500	BF80012	AC23000	PA1003000	SS40
PRDC N 5050 U25	CR250600	BE08500	BF80012	AC23000	PA1003000	SS40
PRDC N 5050 V32	CR320600	BE10500	BF12520	AC26700	PA1203600	SS50



(P) LEVER LOCK SYSTEM



Axial: 0°  
Radial: 0°



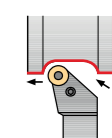
Order Code		Reference	Dimensions (mm)					Insert	Kg	Stock	
R	L		H=h	b	L1	L2	S			R	L
212302200	212302300	PRSC R/L 2020 K10	20	20	125	28	25	RC.. 1003M0	0,400	⊗	⊗
212302400	212302500	PRSC R/L 2525 M10	25	25	150	28	32	RC.. 1003M0	0,750	⊗	⊗
212302600	212302700	PRSC R/L 3225 P10	32	25	170	28	32	RC.. 1003M0	1,050	⊗	⊗
212302800	212302900	PRSC R/L 2020 K12	20	20	125	28	25	RC.. 1204M0	0,400	⊗	⊗
212303000	212303100	PRSC R/L 2525 M12	25	25	150	28	32	RC.. 1204M0	0,750	⊗	⊗
212303200	212303300	PRSC R/L 3225 P12	32	25	170	28	32	RC.. 1204M0	1,050	⊗	⊗
212303500	212303400	PRSC R/L 2525 M16	25	25	150	34	32	RC.. 1606M0	0,750	⊗	⊗
212020800	212020700	PRSC R/L 3225 P16	32	25	170	34	32	RC.. 1606M0	1,050	⊗	⊗
212303700	212303600	PRSC R/L 3232 P20	32	32	170	42	40	RC.. 2006M0	1,300	⊗	⊗
212303900	212303800	PRSC R/L 4040 S20	40	40	250	42	50	RC.. 2006M0	3,050	⊗	⊗
212304100	212304000	PRSC R/L 4040 S25	40	40	250	45	50	RC.. 2507M0	3,050	⊗	⊗
212020900	212304200	PRSC R/L 5050 T32	50	50	300	45	63	RC.. 3209M0	5,850	⊗	⊗

⊗ Stock item | Item de stock      ○ Available under request | Disponibilidade sob consulta | Disponible bajo consulta

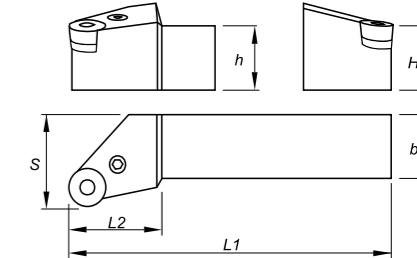
SPARE PARTS Complementos | Complementos

Cutter Reference	Shim	Shim Pin	Shim Pin Punch	Lever	Lever Screw	Wrench
PRSC R/L 2020 K10	CR100300	BE03800	BF40009	AC11700	PA0501400	SS20
PRSC R/L 2525 M10	CR100300	BE03800	BF40009	AC11700	PA0501400	SS20
PRSC R/L 3225 P10	CR100300	BE03800	BF40009	AC11700	PA0501400	SS20
PRSC R/L 2020 K12	CR120300	BE03800	BF40009	AC13300	PA0601700	SS25
PRSC R/L 2525 M12	CR120300	BE03800	BF40009	AC13300	PA0601700	SS25
PRSC R/L 3225 P12	CR120300	BE03800	BF40009	AC13300	PA0601700	SS25
PRSC R/L 2525 M16	CR160500	BE05400	BF47509	AC18000	PA0602100	SS25
PRSC R/L 3225 P16	CR160500	BE05400	BF47509	AC18000	PA0602100	SS25
PRSC R/L 3232 P20	CR200500	BE07000	BF65012	AC18700	PA0802400	SS30
PRSC R/L 4040 S20	CR200500	BE07000	BF65012	AC18700	PA0802400	SS30
PRSC R/L 4040 S25	CR250600	BE08500	BF80012	AC23000	PA0802400	SS40
PRSC R/L 5050 T32	CR320600	BE10500	BF12520	AC26700	PA1203600	SS50

(P) LEVER LOCK SYSTEM



Axial: -6°  
Radial: -6°



Order Code		Reference	Dimensions (mm)					Insert	Kg	Stock	
R	L		H=h	b	L1	L2	S			R	L
212046800	212304300	PRSN R/L 2020 K09	20	20	125	22	25	RNMG 090300	0,400	⊗	⊗
212046900	212304400	PRSN R/L 2525 M12	25	25	150	28	32	RNMG 120400	0,750	⊗	⊗
212047000	212304500	PRSN R/L 3225 P15	32	25	170	34	32	RNMG 150600	1,050	⊗	⊗
212304600	212304700	PRSN R/L 3232 P19	32	32	170	42	40	RNMG 190600	1,300	⊗	⊗
212304800	212304900	PRSN R/L 4040 S25	40	40	250	45	50	RNMG 250900	3,050	⊗	⊗

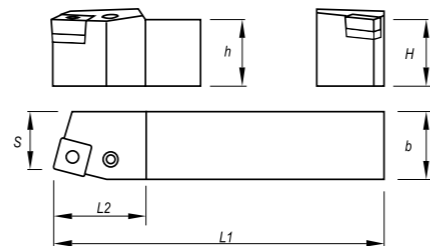
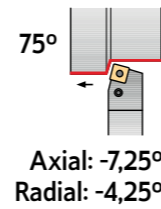
⊗ Stock item | Item de stock      ○ Available under request | Disponibilidade sob consulta | Disponible bajo consulta

SPARE PARTS Complementos | Complementos

Cutter Reference	Shim	Shim Pin	Shim Pin Punch	Lever	Lever Screw	Wrench
PRSN R/L 2020 K09	CR090300	BE03800	BF40009	AN01200	PA0601700	SS25
PRSN R/L 2525 M12	CR120302	BE05500	BF47509	AN13100	PA0802100	SS30
PRSN R/L 3225 P15	CR150500	BE07000	BF65012	AN17200	PA0802400	SS30
PRSN R/L 3232 P19	CR190500	BE08500	BF80012	AN20800	PA1002700	SS40
PRSN R/L 4040 S25	CR250601	BE10500	BF12520	AN25200	PA1203600	SS50

(P) LEVER LOCK SYSTEM

Roughing	Finishing	Medium to finishing	Medium	Roughing to Medium
Flat (09-12-15-19-25)	MF (12)	SF (12)	MR (12-15-19)	SS (09-12-15-19)
Medium	Roughing	Roughing	Heavy to Roughing	Heavy to Roughing
ST (09-12-15-19)	HR (09-12-15-19)	RP (19)	HY (19-25)	HZ (19-25)



Order Code		Reference	Dimensions (mm)					Insert	Kg	Stock	
R	L		H=h	b	L1	L2	S			R	L
212305000	212305100	PSBN R/L 1212 F09	12	12	80	18	11	SN.. 0903..	0,100	⊗	⊗
212305200	212305300	PSBN R/L 1616 H09	16	16	100	22	13	SN.. 0903..	0,250	⊗	⊗
212305400	212305500	PSBN R/L 2020 K09	20	20	125	22	17	SN.. 0903..	0,400	⊗	⊗
212032200	212032300	PSBN R/L 2020 K12	20	20	125	28	17	SN.. 1204..	0,400	⊗	⊗
212014300	212032400	PSBN R/L 2525 M12	25	25	150	28	22	SN.. 1204..	0,750	⊗	⊗
212305600	212305700	PSBN R/L 3225 P12	32	25	170	28	22	SN.. 1204..	1,050	⊗	⊗
212014400	212305800	PSBN R/L 2525 M15	25	25	150	34	22	SN.. 1506..	0,750	⊗	⊗
212305900	212306000	PSBN R/L 3232 P15	32	32	170	34	27	SN.. 1506..	1,300	⊗	⊗
212306100	212306200	PSBN R/L 3232 P19	32	32	170	42	27	SN.. 1906..	1,300	⊗	⊗
212306300	212306400	PSBN R/L 4040 S19	40	40	250	45	35	SN.. 1906..	3,050	⊗	⊗
212306500	212014100	PSBN R/L 4040 S25	40	40	250	45	35	SN.. 2507..	3,050	⊗	⊗
212306600	212306700	PSBN R/L 5050 T25	50	50	300	45	43	SN.. 2507..	5,850	⊗	⊗

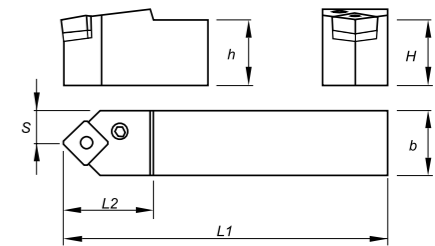
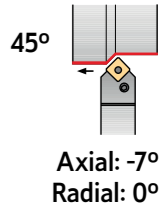
⊗ Stock item | Item de stock      ○ Available under request | Disponibilidade sob consulta | Disponible bajo consulta

SPARE PARTS Complementos | Complementos

Cutter Reference	Shim	Shim Pin	Shim Pin Punch	Lever	Lever Screw	Wrench
PSBN R/L 1212 F09	-	-	-	AN07800	PA0501000	SS20
PSBN R/L 1616 H09	CS090301	BE03800	BF47509	AN01200	PA0601700	SS25
PSBN R/L 2020 K09	CS090301	BE03800	BF47509	AN01200	PA0601700	SS25
PSBN R/L 2020 K12	CS120302	BE05500	BF47509	AN13100	PA0802100	SS30
PSBN R/L 2525 M12	CS120302	BE05500	BF47509	AN13100	PA0802100	SS30
PSBN R/L 3225 P12	CS120302	BE05500	BF65012	AN13100	PA0802100	SS30
PSBN R/L 2525 M15	CS120303	BE07000	BF65012	AN17100	PA0802300	SS30
PSBN R/L 3232 P15	CS120303	BE07000	BF80012	AN17100	PA0802300	SS30
PSBN R/L 3232 P19	CS190500	BE08500	BF80012	AN20800	PA1002700	SS40
PSBN R/L 4040 S19	CS190500	BE08500	BF12520	AN20800	PA1002700	SS40
PSBN R/L 4040 S25	CS250600	BE10500	BF12520	AN25200	PA1203600	SS50
PSBN R/L 5050 T25	CS250600	BE10500	BF12520	AN25200	PA1203600	SS50

(P) LEVER LOCK SYSTEM

Roughing	Finishing	Medium to finishing	Medium	Roughing to Medium
Flat (09-12-15-25)	MF (12)	SF (12)	MR (12-15-19)	SS (09-12-15-19)
Medium	Roughing	Roughing	Heavy to Roughing	Heavy to Roughing
ST (09-12-19)	HR (09-12-19)	RP (19)	HY (19-25)	HZ (19-25)



Order Code		Reference	Dimensions (mm)					Insert	Kg	Stock	
R	L		H=h	b	L1	L2	S			R	L
212306800	PSDN N 1010 E09		10	10	70	16	5,0	SN.. 0903..	0,070	⊗	
212306900	PSDN N 1212 F09		12	12	80	18	6,0	SN.. 0903..	0,100	⊗	
212307000	PSDN N 1616 H09		16	16	100	22	8,0	SN.. 0903..	0,250	⊗	
212056700	PSDN N 2020 K12		20	20	125	28	10,0	SN.. 1204..	0,400	⊗	
212307100	PSDN N 2525 M12		25	25	150	28	12,5	SN.. 1204..	0,750	⊗	
212307200	PSDN N 3225 P12		32	25	170	28	12,5	SN.. 1204..	1,050	⊗	
212307300	PSDN N 3232 P12		32	32	170	28	16,0	SN.. 1204..	1,300	⊗	
212307400	PSDN N 3225 P19		32	25	170	42	12,5	SN.. 1906..	1,050	⊗	
212249100	PSDN N 3232 P19		32	32	170	42	16,0	SN.. 1906..	1,300	⊗	
212307500	PSDN N 4040 S25		40	40	250	45	20,0	SN.. 2507..	3,050	⊗	
212307600	PSDN N 5050 T25		50	50	300	45	25,0	SN.. 2507..	5,850	⊗	

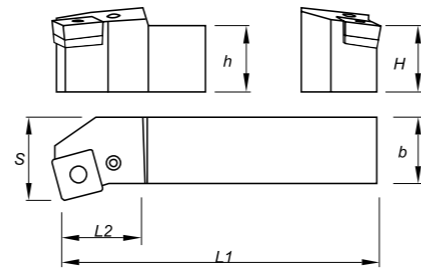
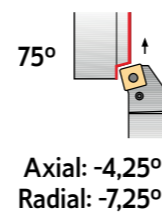
⊗ Stock item | Item de stock      ○ Available under request | Disponibilidade sob consulta | Disponible bajo consulta

SPARE PARTS Complementos | Complementos

Cutter Reference	Shim	Shim Pin	Shim Pin Punch	Lever	Lever Screw	Wrench
PSDN N 1010 E09	-	-	-	AN07800	PA0501000	SS20
PSDN N 1212 F09	-	-	-	AN07800	PA0501000	SS20
PSDN N 1616 H09	CS090301	BE03800	BF40009	AN01200	PA0601700	SS25
PSDN N 2020 K12	CS120302	BE05500	BF47509	AN13100	PA0802100	SS30
PSDN N 2525 M12	CS120302	BE05500	BF47509	AN13100	PA0802100	SS30
PSDN N 3225 P12	CS120302	BE05500	BF47509	AN13100	PA0802100	SS30
PSDN N 3232 P12	CS120302	BE05500	BF47509	AN13100	PA0802100	SS30
PSDN N 3225 P19	CS190500	BE08500	BF80012	AN20800	PA1002700	SS40
PSDN N 3232 P19	CS190500	BE08500	BF80012	AN20800	PA1002700	SS40
PSDN N 4040 S25	CS250600	BE10500	BF12520	AN25200	PA1203600	SS50
PSDN N 5050 T25	CS250600	BE10500	BF12520	AN25200	PA1203600	SS50

(P) LEVER LOCK SYSTEM

Roughing	Finishing	Medium to finishing	Medium	Roughing to Medium
Flat (09-12-15-19-25)	MF (12)	SF (12)	MR (12-15-19)	SS (09-12-15-19)
Medium	Roughing	Roughing	Heavy to Roughing	Heavy to Roughing
ST (09-12-15-19)	HR (12-15-19-25)	RP (19-25)	HY (19-25)	HZ (19-25)



Order Code		Reference	Dimensions (mm)					Insert	Kg	Stock	
R	L		H=h	b	L1	L2	S			R	L
212307700	212307800	PSKN R/L 1616 H09	16	16	100	22	20	SN.. 0903..	0,250	☉	☉
212307900	212308000	PSKN R/L 2020 K09	20	20	125	22	25	SN.. 0903..	0,400	☉	☉
212032500	212032600	PSKN R/L 2020 K12	20	20	125	28	25	SN.. 1204..	0,400	☉	☉
212032700	212032800	PSKN R/L 2525 M12	25	25	150	28	32	SN.. 1204..	0,750	☉	☉
212308100	212308200	PSKN R/L 3225 P12	32	25	170	28	32	SN.. 1204..	1,050	☉	☉
212308300	212308400	PSKN R/L 2525 M15	25	25	150	34	32	SN.. 1506..	0,750	☉	☉
212308500	212308600	PSKN R/L 3232 P15	32	32	170	34	40	SN.. 1506..	1,300	☉	☉
212308700	212308800	PSKN R/L 3232 P19	32	32	170	42	40	SN.. 1906..	1,300	☉	☉
212308900	212309000	PSKN R/L 4040 S19	40	40	250	45	50	SN.. 1906..	3,050	☉	☉
212309100	212309200	PSKN R/L 4040 S25	40	40	250	45	50	SN.. 2507..	3,050	☉	☉
212309300	212309400	PSKN R/L 5050 T25	50	50	300	45	60	SN.. 2507..	5,850	☉	☉

☉ Stock item | Item de stock

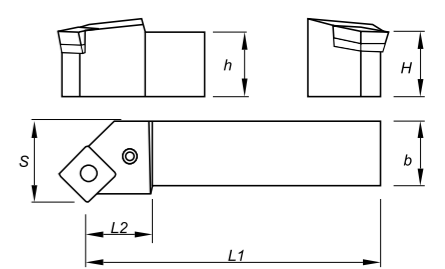
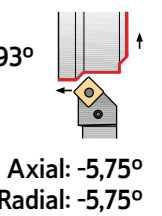
○ Available under request | Disponibilidade sob consulta | Disponible bajo consulta

SPARE PARTS Complementos | Complementos

Cutter Reference	Shim	Shim Pin	Shim Pin Punch	Lever	Lever Screw	Wrench
PSKN R/L 1616 H09	CS090301	BE03800	BF40009	AN01200	PA0601700	SS25
PSKN R/L 2020 K09	CS090301	BE03800	BF40009	AN01200	PA0601700	SS25
PSKN R/L 2020 K12	CS120302	BE05500	BF47509	AN13100	PA0802100	SS30
PSKN R/L 2525 M12	CS120302	BE05500	BF47509	AN13100	PA0802100	SS30
PSKN R/L 3225 P12	CS120302	BE05500	BF47509	AN13100	PA0802100	SS30
PSKN R/L 2525 M15	CS120303	BE07000	BF65012	AN17100	PA0802300	SS30
PSKN R/L 3232 P15	CS120303	BE07000	BF65012	AN17100	PA0802300	SS30
PSKN R/L 3232 P19	CS190500	BE08500	BF80012	AN20800	PA1002700	SS40
PSKN R/L 4040 S19	CS190500	BE08500	BF80012	AN20800	PA1002700	SS40
PSKN R/L 4040 S25	CS250600	BE10500	BF12520	AN25200	PA1203600	SS50
PSKN R/L 5050 T25	CS250600	BE10500	BF12520	AN25200	PA1203600	SS50

(P) LEVER LOCK SYSTEM

Roughing	Finishing	Medium to finishing	Medium	Roughing to Medium
Flat (09-12-15-19-25)	MF (12)	SF (12)	MR (12-15-19)	SS (09-12-15-19)
Medium	Roughing	Roughing	Heavy to Roughing	Heavy to Roughing
ST (09-12-15-19)	HR (12-15-19-25)	RP (19)	HY (19-25)	HZ (19-25)



Order Code		Reference	Dimensions (mm)					Insert	Kg	Stock	
R	L		H=h	b	L1	L2	S			R	L
212066500	212309500	PSSN R/L 1616 H09	16	16	100	22	20	SN.. 0903..	0,250	☉	☉
212066600	212309600	PSSN R/L 2020 K09	20	20	125	22	25	SN.. 0903..	0,400	☉	☉
212032900	212033000	PSSN R/L 2020 K12	20	20	125	28	25	SN.. 1204..	0,400	☉	☉
212026600	212026700	PSSN R/L 2525 M12	25	25	150	28	32	SN.. 1204..	0,750	☉	☉
212309700	212309800	PSSN R/L 3225 P12	32	25	170	28	32	SN.. 1204..	1,050	☉	☉
212066700	212309900	PSSN R/L 2525 M15	25	25	150	34	32	SN.. 1506..	0,750	☉	☉
212066800	212015400	PSSN R/L 3232 P15	32	32	170	34	40	SN.. 1506..	1,300	☉	☉
212066900	212310000	PSSN R/L 3232 P19	32	32	170	42	40	SN.. 1906..	1,300	☉	☉
212067000	212310100	PSSN R/L 4040 S19	40	40	250	45	50	SN.. 1906..	3,050	☉	☉
212310200	212310300	PSSN R/L 5050 T19	50	50	300	45	60	SN.. 1906..	5,850	☉	☉
212310400	212310500	PSSN R/L 4040 S25	40	40	250	45	50	SN.. 2507..	3,050	☉	☉
212310600	212310700	PSSN R/L 5050 T25	50	50	300	45	60	SN.. 2507..	5,850	☉	☉

☉ Stock item | Item de stock

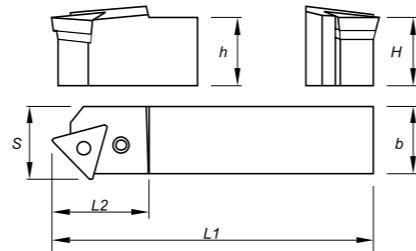
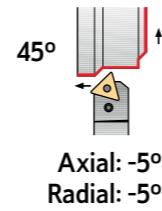
○ Available under request | Disponibilidade sob consulta | Disponible bajo consulta

SPARE PARTS Complementos | Complementos

Cutter Reference	Shim	Shim Pin	Shim Pin Punch	Lever	Lever Screw	Wrench
PSSN R/L 1616 H09	CS090301	BE03800	BF40009	AN01200	PA0601700	SS25
PSSN R/L 2020 K09	CS090301	BE03800	BF40009	AN01200	PA0601700	SS25
PSSN R/L 2020 K12	CS120302	BE05500	BF47509	AN13100	PA0802100	SS30
PSSN R/L 2525 M12	CS120302	BE05500	BF47509	AN13100	PA0802100	SS30
PSSN R/L 3225 P12	CS120302	BE05500	BF47509	AN13100	PA0802100	SS30
PSSN R/L 2525 M15	CS120303	BE07000	BF65012	AN17100	PA0802300	SS30
PSSN R/L 3232 P15	CS120303	BE07000	BF65012	AN17100	PA0802300	SS30
PSSN R/L 3232 P19	CS190500	BE08500	BF80012	AN20800	PA1002700	SS40
PSSN R/L 4040 S19	CS190500	BE08500	BF80012	AN20800	PA1002700	SS40
PSSN R/L 5050 T19	CS190500	BE08500	BF80012	AN20800	PA1002700	SS40
PSSN R/L 4040 S25	CS250600	BE10500	BF12520	AN25200	PA1203600	SS50
PSSN R/L 5050 T25	CS250600	BE10500	BF12520	AN25200	PA1203600	SS50

(P) LEVER LOCK SYSTEM

Roughing	Finishing	Medium to Finishing	Medium to Finishing	
Flat (22)	MF (22)	SF (22)	LC (22)	
Medium	Medium	Roughing to Medium	Medium	Roughing
PM (22)	MR (22)	SS (22)	ST (22)	HR (22)



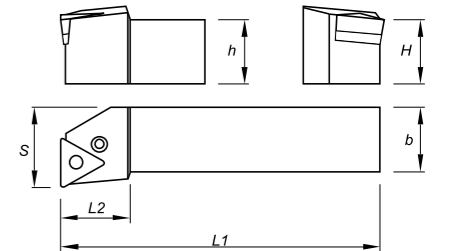
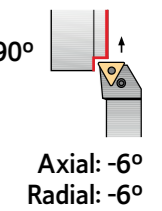
Order Code		Reference	Dimensions (mm)					Insert	Kg	Stock	
R	L		H=h	b	L1	L2	S			R	L
212310800	212310900	PTDN R/L 2525 M22	25	25	150	34	27	TN.. 2204..	0,750		
212311000	212311100	PTDN R/L 3225 P22	32	25	170	34	27	TN.. 2204..	1,050		

Stock item | Item de stock

Available under request | Disponibilidade sob consulta | Disponible bajo consulta

(P) LEVER LOCK SYSTEM

Roughing	Finishing	Medium to Finishing	Medium to Finishing	Medium to Finishing	
Flat (16-22-27)	MF (16-22)	MS (16)	SF (16-22)	LC (16-22)	
Medium	Medium	Roughing to Medium	Medium	Roughing	Medium to Finishing
PM (16-22)	MR (16-22)	SS (16-22)	ST (16-22-27)	HR (16-22-27)	O1 (16)



Order Code		Reference	Dimensions (mm)					Insert	Kg	Stock	
R	L		H=h	b	L1	L2	S			R	L
212056500	212311200	PTFN R/L 1616 H16	16	16	100	22	20	TN.. 1604..	0,250		
212031700	212015800	PTFN R/L 2020 K16	20	20	125	22	25	TN.. 1604..	0,400		
212036500	212015900	PTFN R/L 2525 M16	25	25	150	22	32	TN.. 1604..	0,750		
212311300	212311400	PTFN R/L 3225 P16	32	25	170	22	32	TN.. 1604..	1,050		
212031800	212311500	PTFN R/L 2525 M22	25	25	150	28	32	TN.. 2204..	0,750		
212023900	212311600	PTFN R/L 3225 P22	32	25	170	28	32	TN.. 2204..	1,050		
212311700	212311800	PTFN R/L 3232 P22	32	32	170	28	40	TN.. 2204..	1,300		
212311900	212312000	PTFN R/L 3232 P27	32	32	170	42	40	TN.. 2706..	1,300		
212312100	212312200	PTFN R/L 4040 S27	40	40	250	45	50	TN.. 2706..	3,050		

Stock item | Item de stock

Available under request | Disponibilidade sob consulta | Disponible bajo consulta

SPARE PARTS Complementos | Complementos

Cutter Reference	Shim	Shim Pin	Shim Pin Punch	Lever	Lever Screw	Wrench
PTDN R/L 2525 M22						
PTDN R/L 3225 P22	CT220302	BE05500	BF47509	AN13100	PA0802100	SS30
PTDN R/L 3225 P22	CT220302	BE05500	BF47509	AN13100	PA0802100	SS30

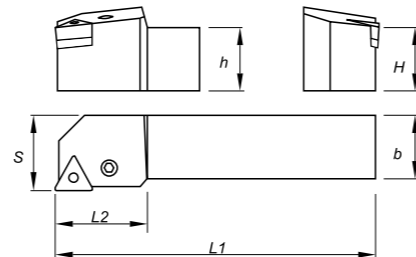
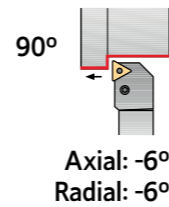
SPARE PARTS Complementos | Complementos

Cutter Reference	Shim	Shim Pin	Shim Pin Punch	Lever	Lever Screw	Wrench
PTFN R/L 1616 H16						
PTFN R/L 2020 K16	CT160303	BE04400	BF40009	AN01200	PA0601700	SS25
PTFN R/L 2525 M16	CT160303	BE04400	BF40009	AN01200	PA0601700	SS25
PTFN R/L 3225 P16	CT160303	BE04400	BF40009	AN01200	PA0601700	SS25
PTFN R/L 2525 M22	CT220302	BE05500	BF47509	AN13100	PA0802100	SS30
PTFN R/L 3225 P22	CT220302	BE05500	BF47509	AN13100	PA0802100	SS30
PTFN R/L 3232 P22	CT220302	BE05500	BF47509	AN13100	PA0802100	SS30
PTFN R/L 3232 P27	CT270500	BE05500	BF65012	AN17200	PA0802400	SS30
PTFN R/L 4040 S27	CT270500	BE05500	BF65012	AN17200	PA0802400	SS30



(P) LEVER LOCK SYSTEM

Roughing	Finishing	Medium to Finishing	Medium to Finishing	Medium to Finishing
Flat (16-22-27-33)	MF (16-22)	MS (16)	SF (16-22)	LC (16-22)
Medium	Medium	Roughing to Medium	Medium	Roughing
PM (16-22)	MR (16-22)	SS (16-22)	ST (16-22-27-33)	HR (16-22-27-33)
				01 (16)



Order Code		Reference	Dimensions (mm)					Insert	Kg	Stock	
R	L		H=h	b	L1	L2	S			R	L
212052700	212312300	PTGN R/L 1616 H16	16	16	100	22	20	TN.. 1604..	0,250	⊗	⊗
212031900	212016500	PTGN R/L 2020 K16	20	20	125	22	25	TN.. 1604..	0,400	⊗	⊗
212026500	212037400	PTGN R/L 2525 M16	25	25	150	22	32	TN.. 1604..	0,750	⊗	⊗
212312400	212312500	PTGN R/L 3225 P16	32	25	170	22	32	TN.. 1604..	1,050	⊗	⊗
212032000	212032100	PTGN R/L 2525 M22	25	25	150	28	32	TN.. 2204..	0,750	⊗	⊗
212312600	212312700	PTGN R/L 3225 P22	32	25	170	28	32	TN.. 2204..	1,050	⊗	⊗
212058500	212312800	PTGN R/L 3232 P22	32	32	170	28	40	TN.. 2204..	1,300	⊗	⊗
212058600	212312900	PTGN R/L 4040 S22	40	40	250	34	50	TN.. 2204..	3,050	⊗	⊗
212066100	212313000	PTGN R/L 3232 P27	32	32	170	42	40	TN.. 2706..	1,300	⊗	⊗
212313100	212313200	PTGN R/L 4040 S27	40	40	250	45	50	TN.. 2706..	3,050	⊗	⊗
212250300	212313300	PTGN R/L 5050 T33	50	50	300	45	60	TN.. 3307..	5,850	⊗	⊗

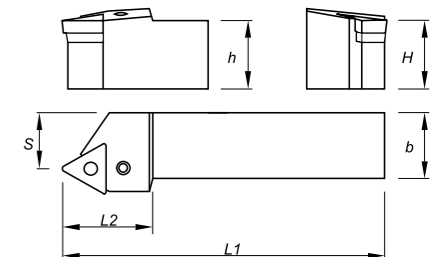
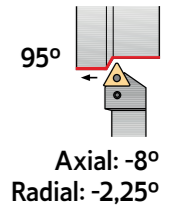
⊗ Stock item | Item de stock      ○ Available under request | Disponibilidade sob consulta | Disponible bajo consulta

SPARE PARTS Complementos | Complementos

Cutter Reference	Shim	Shim Pin	Shim Pin Punch	Lever	Lever Screw	Wrench
PTGN R/L 1616 H16	CT160303	BE04400	BF40009	AN01200	PA0601700	SS25
PTGN R/L 2020 K16	CT160303	BE04400	BF40009	AN01200	PA0601700	SS25
PTGN R/L 2525 M16	CT160303	BE04400	BF40009	AN01200	PA0601700	SS25
PTGN R/L 3225 P16	CT160303	BE04400	BF40009	AN01200	PA0601700	SS25
PTGN R/L 2525 M22	CT220302	BE05500	BF47509	AN13100	PA0802100	SS30
PTGN R/L 3225 P22	CT220302	BE05500	BF47509	AN13100	PA0802100	SS30
PTGN R/L 3232 P22	CT220302	BE05500	BF47509	AN13100	PA0802100	SS30
PTGN R/L 4040 S22	CT220302	BE05500	BF47509	AN13100	PA0802100	SS30
PTGN R/L 3232 P27	CT270500	BE07000	BF65012	AN17200	PA0802400	SS30
PTGN R/L 4040 S27	CT270500	BE07000	BF65012	AN17200	PA0802400	SS30
PTGN R/L 5050 T33	CT330500	BE08301	BF80012	AN20800	PA1002700	SS40

(P) LEVER LOCK SYSTEM

Roughing	Finishing	Medium to Finishing	Medium to Finishing	Medium to Finishing	Medium
Flat (16-22)	MF (16-22)	MS (16)	SF (16-22)	LC (16-22)	PM (16-22)
Medium	Medium Wiper	Roughing to Medium	Medium	Roughing	
MR (16-22)	MW (16-22)	SS (16-22)	ST (16-22)	HR (16)	



Order Code		Reference	Dimensions (mm)					Insert	Kg	Stock	
R	L		H=h	b	L1	L2	S			R	L
212313400	212313500	PTTN R/L 1616 H16	16	16	100	25	13	TN.. 1604..	0,250	⊗	⊗
212313600	212313700	PTTN R/L 2020 K16	20	20	125	28	17	TN.. 1604..	0,400	⊗	⊗
212313800	212313900	PTTN R/L 2525 M16	25	25	150	28	22	TN.. 1604..	0,750	⊗	⊗
212314000	212314100	PTTN R/L 2525 M22	25	25	150	34	22	TN.. 2204..	0,750	⊗	⊗
212314200	212314300	PTTN R/L 3225 P22	32	25	170	34	22	TN.. 2204..	1,050	⊗	⊗

⊗ Stock item | Item de stock      ○ Available under request | Disponibilidade sob consulta | Disponible bajo consulta

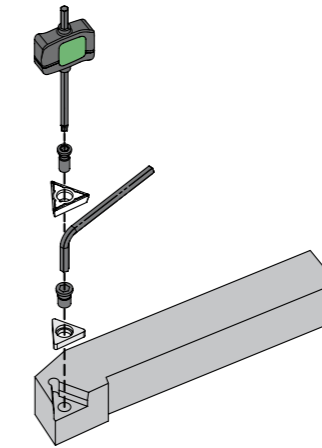
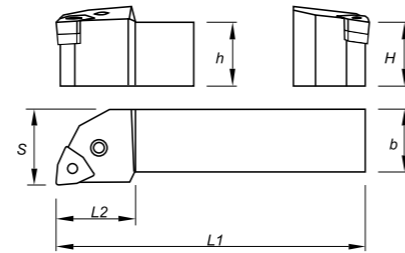
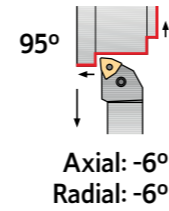
SPARE PARTS Complementos | Complementos

Cutter Reference	Shim	Shim Pin	Shim Pin Punch	Lever	Lever Screw	Wrench
PTTN R/L 1616 H16	CT160303	BE04400	BF40009	AN01200	PA0601700	SS25
PTTN R/L 2020 K16	CT160303	BE04400	BF40009	AN01200	PA0601700	SS25
PTTN R/L 2525 M16	CT160303	BE04400	BF40009	AN01200	PA0601700	SS25
PTTN R/L 2525 M22	CT220302	BE05500	BF47509	AN13100	PA0802100	SS30
PTTN R/L 3225 P22	CT220302	BE05500	BF47509	AN13100	PA0802100	SS30



(P) LEVER LOCK SYSTEM

Roughing	Finishing	Medium to Finishing	Medium to Finishing	Medium to Finishing	Medium
Flat (08)	MF (06-08)	MS (06-08)	SF (06-08)	LC (08)	PM (08)
Medium	Medium Wiper	Roughing to Medium	Medium	Roughing	
MR (06-08)	MW (06-08)	SS (06-08)	ST (08)	HR (08)	



Order Code		Reference	Dimensions (mm)					Insert	Kg	Stock	
R	L		H=h	b	L1	L2	S			R	L
212314400	212314500	PWLN R/L 1616 H06	16	16	100	15	20	WN.. 0604..	0,250	⊗	⊗
212314600	212046500	PWLN R/L 2020 K06	20	20	125	25	25	WN.. 0604..	0,400	⊗	⊗
212314700	212314800	PWLN R/L 2525 M06	25	25	150	25	32	WN.. 0604..	0,750	⊗	⊗
212049300	212314900	PWLN R/L 2020 K08	20	20	125	34	25	WN.. 0804..	0,400	⊗	⊗
212052800	212079100	PWLN R/L 2525 M08	25	25	150	34	32	WN.. 0804..	0,750	⊗	⊗
212046600	212315000	PWLN R/L 3225 P08	32	25	170	34	32	WN.. 0804..	1,050	⊗	⊗
212058000	212315100	PWLN R/L 3232 P08	32	32	170	34	40	WN.. 0804..	1,300	⊗	⊗

⊗ Stock item | Item de stock

○ Available under request | Disponibilidade sob consulta | Disponible bajo consulta

SPARE PARTS Complementos | Complementos

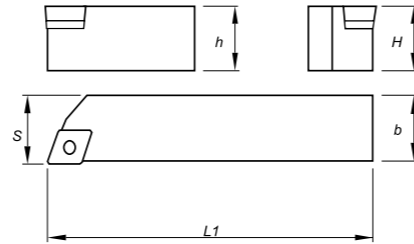
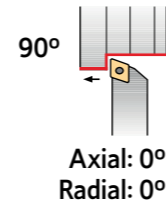
Cutter Reference	Shim	Shim Pin	Shim Pin Punch	Lever	Lever Screw	Wrench
PWLN R/L 1616 H06	CW060301	BE04400	BF40009	AN01200	PA0601700	SS25
PWLN R/L 2020 K06	CW060301	BE04400	BF40009	AN01200	PA0601700	SS25
PWLN R/L 2525 M06	CW060301	BE04400	BF40009	AN01200	PA0601700	SS25
PWLN R/L 2020 K08	CW080300	BE05500	BF47509	AN13100	PA0802100	SS30
PWLN R/L 2525 M08	CW080300	BE05500	BF47509	AN13100	PA0802100	SS30
PWLN R/L 3225 P08	CW080300	BE05500	BF47509	AN13100	PA0802100	SS30
PWLN R/L 3232 P08	CW080300	BE05500	BF47509	AN13100	PA0802100	SS30

(S) CENTER SCREW SYSTEM

<b>SCAC 90°</b>  PAG C - 464 CC.. 0602.. CC.. 09T3.. CC.. 1204..	<b>SCLC 95°</b>  PAG C - 465 CC.. 0602.. CC.. 09T3.. CC.. 1204..	<b>SDJC 93°</b>  PAG C - 466 DC.. 0702.. DC.. 11T3..	<b>SDNC 62°30'</b>  PAG C - 467 DC.. 0702.. DC.. 11T3..	<b>SRDC</b>  PAG C - 468 RC.. 0602M0.. RC.. 1204M0..	<b>SSBC 75°</b>  PAG C - 469 SC.. 09T3.. SC.. 1204..
<b>SSDC 45°</b>  PAG C - 470 SC.. 09T3.. SC.. 1204..	<b>SSSC 45°</b>  PAG C - 471 SC.. 09T3.. SC.. 1204..	<b>STAC 90°</b>  PAG C - 472 TC.. 0902.. TC.. 1102.. TC.. 16T3..	<b>STDC 45°</b>  PAG C - 473 TC.. 0902.. TC.. 1102.. TC.. 16T3..	<b>STFC 90°</b>  PAG C - 474 TC.. 0902.. TC.. 1102.. TC.. 16T3..	<b>STGC 90°</b>  PAG C - 475 TC.. 0902.. TC.. 1102.. TC.. 16T3..
<b>STJC 93°</b>  PAG C - 476 TC.. 0902.. TC.. 1102.. TC.. 16T3..	<b>STTC 60°</b>  PAG C - 477 TC.. 0902.. TC.. 1102.. TC.. 16T3..	<b>SVHC 107°30'</b>  PAG C - 478 VC.. 1604..	<b>SVJB 93°</b>  PAG C - 479 VB.. 1604..	<b>SVJC 93°</b>  PAG C - 480 VC.. 1103.. VC.. 1604..	<b>SVLC 95°</b>  PAG C - 481 VC.. 1303..
<b>SVVB 72°30'</b>  PAG C - 482 VB.. 1604..	<b>SVXC 113°</b>  PAG C - 483 VC.. 1803..	<b>SVVC 72°30'</b>  PAG C - 484 VC.. 1103.. VC.. 1604..	<b>SVZC 100°</b>  PAG C - 485 VC.. 1604..		

(S) CENTER SCREW SYSTEM

Finishing	Fine Finishing	Fine Finishing	Fine Finishing	Fine Finishing	
Flat	FP	BO	FM	FK	
(06-09-12)	(06-09-12)	(06-09-12)	(06-09-12)	(06-09-12)	
Finishing	Finishing	Finishing	Finishing	Finishing to fine finishing	Finishing to fine finishing
LM	MP	MM	MK	FS	LN
(06-09-12)	(06-09-12)	(06-09-12)	(06-09-12)	(06-09)	(06-09-12)



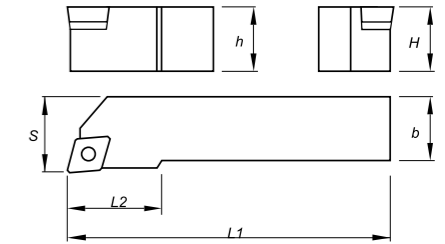
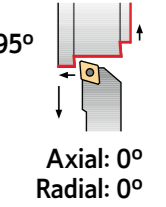
Order Code		Reference	Dimensions (mm)				Insert	Kg	Stock	
R	L		H=h	b	L1	S			R	L
212139500	212139400	SCAC R/L 0808 D06	8	8	60	8,5	CC.. 0602..	0,050	☉	☉
212139700	212139600	SCAC R/L 1010 E06	10	10	70	10,5	CC.. 0602..	0,070	☉	☉
212139900	212139800	SCAC R/L 1212 F09	12	12	80	12,5	CC.. 09T3..	0,100	☉	☉
212140100	212140000	SCAC R/L 1616 H09	16	16	100	16,5	CC.. 09T3..	0,200	☉	☉
212140300	212140200	SCAC R/L 2020 K12	20	20	125	20,5	CC.. 1204..	0,400	☉	☉
212140500	212140400	SCAC R/L 2525 M12	25	25	150	25,5	CC.. 1204..	0,700	☉	☉

☉ Stock item | Item de stock

○ Available under request | Disponibilidade sob consulta | Disponible bajo consulta

(S) CENTER SCREW SYSTEM

Finishing	Fine Finishing	Fine Finishing	Fine Finishing	Fine Finishing	Fine Finishing wiper	
Flat	FP	BO	FM	FK	FW	
(06-09-12)	(06-09-12)	(06-09-12)	(06-09-12)	(06-09-12)	(06-09)	
Finishing	Finishing	Finishing	Finishing	Finishing wiper	Finishing to fine finishing	Finishing to fine finishing
LM	MP	MM	MK	MW	FS	LN
(06-09-12)	(06-09-12)	(06-09-12)	(06-09-12)	(06-09-12)	(06-09)	(06-09-12)



Order Code		Reference	Dimensions (mm)					Insert	Kg	Stock	
R	L		H=h	b	L1	L2	S			R	L
212140700	212140600	SCLC R/L 0808 D06	8	8	60	10	10	CC.. 0602..	0,050	☉	☉
212045400	212140800	SCLC R/L 1010 E06	10	10	70	10	12	CC.. 0602..	0,070	☉	☉
212037100	212140900	SCLC R/L 1212 F09	12	12	80	16	16	CC.. 09T3..	0,100	☉	☉
212047600	212141000	SCLC R/L 1616 H09	16	16	100	16	20	CC.. 09T3..	0,200	☉	☉
212037500	212141100	SCLC R/L 2020 K09	20	20	125	16	25	CC.. 09T3..	0,400	☉	☉
212037700	212141200	SCLC R/L 2020 K12	20	20	125	25	25	CC.. 1204..	0,400	☉	☉
212037900	212141300	SCLC R/L 2525 M12	25	25	150	25	32	CC.. 1204..	0,700	☉	☉

☉ Stock item | Item de stock

○ Available under request | Disponibilidade sob consulta | Disponible bajo consulta

SPARE PARTS Complementos | Complementos

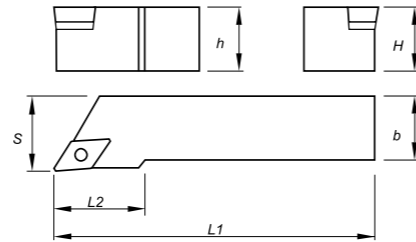
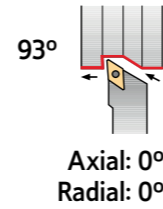
Cutter Reference	Shim	Shim Screw	Screw	Wrench
SCAC R/L 0808 D06	-	-	P0250700	XT07
SCAC R/L 1010 E06	-	-	P0250700	XT07
SCAC R/L 1212 F09	-	-	P0401100	XT15-S35
SCAC R/L 1616 H09	-	-	P0401100	XT15-S35
SCAC R/L 2020 K12	CC120401	T06004000	P0401400	XT15-S40
SCAC R/L 2525 M12	CC120401	T06004000	P0401400	XT15-S40

SPARE PARTS Complementos | Complementos

Cutter Reference	Shim	Shim Screw	Screw	Wrench
SCLC R/L 0808 D06	-	-	P0250700	XT07
SCLC R/L 1010 E06	-	-	P025070	XT07
SCLC R/L 1212 F09	-	-	P0401100	XT15-S35
SCLC R/L 1616 H09	-	-	P0401100	XT15-S35
SCLC R/L 2020 K09	-	-	P0401100	XT15-S35
SCLC R/L 2020 K12	CC120401	T06004000	P0401400	XT15-S40
SCLC R/L 2525 M12	CC120401	T06004000	P0401400	XT15-S40

(S) CENTER SCREW SYSTEM

Finishing	Fine Finishing	Fine Finishing	Fine Finishing	Fine Finishing	Finishing
Flat	FP	FM	FK	FW	LM
(07-11)	(07-11)	(07-11)	(07-11)	(07-11)	(07-11)
Finishing	Finishing	Finishing	Finishing Wiper	Finishing to Fine Finishing	Finishing to Fine Finishing
MP	MM	MK	MW	FS	LN
(07-11)	(07-11)	(07-11)	(11)	(07-11)	(07-11)



Order Code		Reference	Dimensions (mm)					Insert	Kg	Stock	
R	L		H=h	b	L1	L2	S			R	L
212143800	212143700	SDJC R/L 1010 E07	10	10	70	16	12	DC.. 0702..	0,070		
212021500	212143900	SDJC R/L 1212 F07	12	12	80	18	16	DC.. 0702..	0,100		
212021600	212144000	SDJC R/L 1212 F11	12	12	80	18	16	DC.. 11T3..	0,100		
212035100	212035200	SDJC R/L 1616 H11	16	16	100	22	20	DC.. 11T3..	0,200		
212036200	212035300	SDJC R/L 2020 K11	20	20	125	22	25	DC.. 11T3..	0,400		
212042600	212144100	SDJC R/L 2525 M11	25	25	150	22	32	DC.. 11T3..	0,700		

Stock item | Item de stock

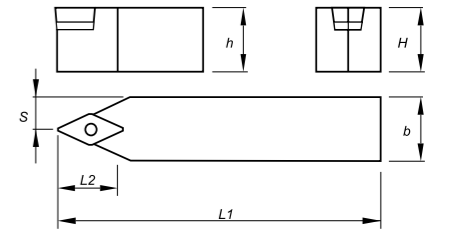
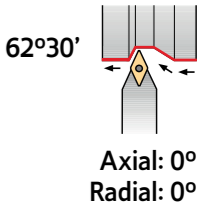
Available under request | Disponibilidade sob consulta | Disponible bajo consulta

SPARE PARTS Complementos | Complementos

Cutter Reference	Shim	Shim Screw	Screw	Wrench
SDJC R/L 1010 E07	-	-	P0250700	XT07
SDJC R/L 1212 F07	-	-	P0250700	XT07
SDJC R/L 1212 F11	-	-	P0401100	XT15-S35
SDJC R/L 1616 H11	CD110301	T05003500	P0351500	XT15-S35
SDJC R/L 2020 K11	CD110301	T05003500	P0351500	XT15-S35
SDJC R/L 2525 M11	CD110301	T05003500	P0351500	XT15-S35

(S) CENTER SCREW SYSTEM

Finishing	Fine Finishing	Fine Finishing	Fine Finishing	Finishing
Flat	FP	FM	FK	LM
(07-11)	(07-11)	(07-11)	(07-11)	(11)
Finishing	Finishing	Finishing	Finishing to Fine Finishing	Finishing to Fine Finishing
MP	MM	MK	FS	LN
(07-11)	(07-11)	(07-11)	(07-11)	(07-11)



Order Code		Reference	Dimensions (mm)					Insert	Kg	Stock
R	L		H=h	b	L1	L2	S			
212144200		SDNC N 0808 D07	8	8	60	16	4,0	DC.. 0702..	0,050	
212144300		SDNC N 1010 E07	10	10	70	16	5,0	DC.. 0702..	0,070	
212144400		SDNC N 1212 F07	12	12	80	18	6,0	DC.. 0702..	0,100	
212259700		SDNC N 1616 H11	16	16	100	22	8,0	DC.. 11T3..	0,200	
212144500		SDNC N 2020 K11	20	20	125	22	10,0	DC.. 11T3..	0,400	
212259800		SDNC N 2525 M11	25	25	150	22	12,5	DC.. 11T3..	0,700	

Stock item | Item de stock

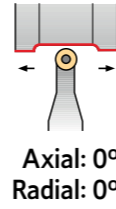
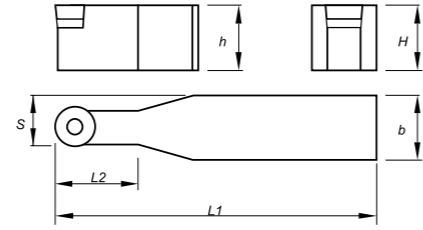
Available under request | Disponibilidade sob consulta | Disponible bajo consulta

SPARE PARTS Complementos | Complementos

Cutter Reference	Shim	Shim Screw	Screw	Wrench
SDNC N 0808 D07	-	-	P0250700	XT07
SDNC N 1010 E07	-	-	P0250700	XT07
SDNC N 1212 F07	-	-	P0250700	XT07
SDNC N 1616 H11	CD110301	T05003500	P0351500	XT15-S35
SDNC N 2020 K11	CD110301	T05003500	P0351500	XT15-S35
SDNC N 2525 M11	CD110301	T05003500	P0351500	XT15-S35

TURNING  
Turning inserts  
External Holders  
Internal Holders  
Automatic Lathes  
Spare Parts  
Technical Data

(S) CENTER SCREW SYSTEM



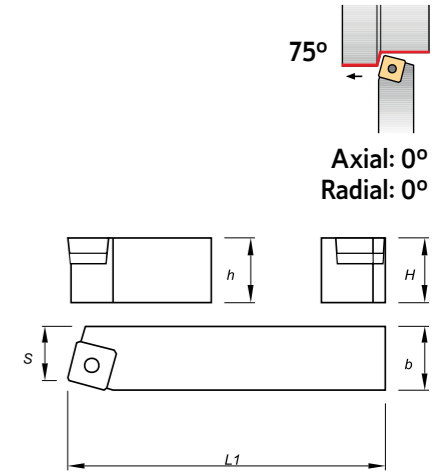
Order Code	Reference	Dimensions (mm)					Insert	Kg	Stock
		H=h	b	L1	L2	s			
212148500	SRDC N 1010 E06	10	10	70	10	8,0	RC.. 0602M0	0,070	⊗
212148600	SRDC N 1212 F06	12	12	80	12	11,0	RC.. 0602M0	0,100	⊗
212058700	SRDC N 1616 H06	16	16	100	16	13,0	RC.. 0602M0	0,200	⊗
212053400	SRDC N 2020 K06	20	20	125	20	15,0	RC.. 0602M0	0,400	⊗
212040000	SRDC N 2525 M06	25	25	150	25	17,5	RC.. 0602M0	0,700	⊗
212148700	SRDC N 1616 H08	16	16	100	16	13,0	RC.. 0803M0	0,200	⊗
212024400	SRDC N 2020 K08	20	20	125	20	15,0	RC.. 0803M1	0,400	⊗
212148800	SRDC N 2525 M08	25	25	150	25	17,5	RC.. 0803M2	0,700	⊗
212049500	SRDC N 2020 K10	20	20	125	22	15,0	RC.. 10T3M0	0,400	⊗
212040100	SRDC N 2525 M10	25	25	150	22	17,5	RC.. 10T3M0	0,700	⊗
212259900	SRDC N 2020 K12	20	20	125	28	16,0	RC.. 1204M0	0,400	⊗
212050800	SRDC N 2525 M12	25	25	150	28	18,5	RC.. 1204M0	0,700	⊗
212058800	SRDC N 3225 P12	32	25	170	28	18,5	RC.. 1204M0	0,900	⊗
212148900	SRDC N 3232 P12	32	32	170	28	22,0	RC.. 1204M0	1,200	⊗

⊗ Stock item | Item de stock      ○ Available under request | Disponibilidade sob consulta | Disponible bajo consulta

SPARE PARTS Complementos | Complementos

Cutter Reference	Shim	Shim Screw	Screw	Wrench
SRDC N 1010 E06	-	-	P0250700	XT07
SRDC N 1212 F06	-	-	P0250700	XT07
SRDC N 1616 H06	-	-	P0250700	XT07
SRDC N 2020 K06	-	-	P0250700	XT07
SRDC N 2525 M06	-	-	P0250700	XT07
SRDC N 1616 H08	-	-	P0300900	XT08
SRDC N 2020 K08	-	-	P0300900	XT08
SRDC N 2525 M08	-	-	P0300900	XT08
SRDC N 2020 K10	CR100301	T05003500	P0351500	XT15-S35
SRDC N 2525 M10	CR100301	T05003500	P0351500	XT15-S35
SRDC N 2020 K12	CR120301	T05003500	P0351500	XT15-S35
SRDC N 2525 M12	CR120301	T05003500	P0351500	XT15-S35
SRDC N 3225 P12	CR120301	T05003500	P0351500	XT15-S35
SRDC N 3232 P12	CR120301	T05003500	P0351500	XT15-S35

(S) CENTER SCREW SYSTEM



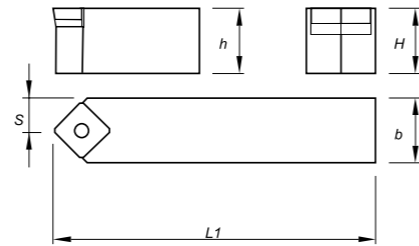
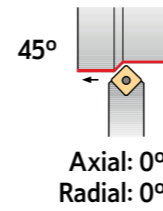

Order Code	Reference	Dimensions (mm)				Insert	Kg	Stock		
		R	L	H=h	b			L1	S	R
212149100	212149000	SSBC R/L 1212 F09	12	12	80	11	SC.. 09T3..	0,100	⊗	⊗
212045700	212149200	SSBC R/L 1616 H09	16	16	100	13	SC.. 09T3..	0,200	⊗	⊗
212149400	212149300	SSBC R/L 2020 K12	20	20	125	17	SC.. 1204..	0,400	⊗	⊗
212149600	212149500	SSBC R/L 2525 M12	25	25	150	22	SC.. 1204..	0,700	⊗	⊗

⊗ Stock item | Item de stock      ○ Available under request | Disponibilidade sob consulta | Disponible bajo consulta

SPARE PARTS Complementos | Complementos

Cutter Reference	Shim	Shim Screw	Screw	Wrench
SSBC R/L 1212 F09	-	-	P0401100	XT15-S35
SSBC R/L 1616 H09	-	-	P0401100	XT15-S35
SSBC R/L 2020 K12	CS120400	T06004000	P0401400	XT15-S40
SSBC R/L 2525 M12	CS120400	T06004000	P0401400	XT15-S40

(S) CENTER SCREW SYSTEM

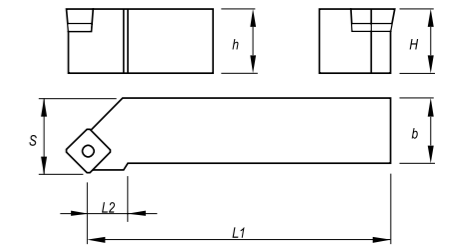
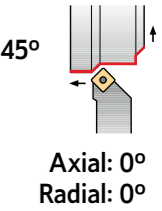



Order Code	Reference	Dimensions (mm)				Insert	Kg	Stock
		H=h	b	L1	S			
212149700	SSDC N 1212 F09	12	12	80	6,0	SC.. 09T3..	0,100	☉
212050900	SSDC N 1616 H09	16	16	100	8,0	SC.. 09T3..	0,200	☉
212046000	SSDC N 2020 K12	20	20	125	10,0	SC.. 1204..	0,400	☉
212076800	SSDC N 2525 M12	25	25	150	12,5	SC.. 1204..	0,700	☉

☉ Stock item | Item de stock

○ Available under request | Disponibilidade sob consulta | Disponible bajo consulta

(S) CENTER SCREW SYSTEM



Order Code		Reference	Dimensions (mm)					Insert	Kg	Stock	
R	L		H=h	b	L1	L2	S			R	L
212149900	212149800	SSSC R/L 1212 F09	12	12	80	11	16	SC.. 09T3..	0,100	☉	☉
212150100	212150000	SSSC R/L 1616 H09	16	16	100	22	20	SC.. 09T3..	0,200	☉	☉
212021900	212150200	SSSC R/L 2020 K12	20	20	125	22	25	SC.. 1204..	0,400	☉	☉
212042700	212021800	SSSC R/L 2525 M12	25	25	150	22	32	SC.. 1204..	0,700	☉	☉

☉ Stock item | Item de stock

○ Available under request | Disponibilidade sob consulta | Disponible bajo consulta

SPARE PARTS Complementos | Complementos

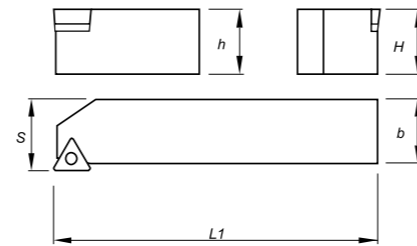
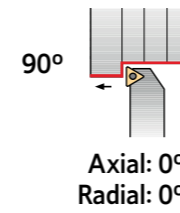

Cutter Reference	Shim	Shim Screw	Screw	Wrench
SSDC N 1212 F09	-	-	P0401100	XT15-S35
SSDC N 1616 H09	-	-	P0401100	XT15-S35
SSDC N 2020 K12	CS120400	T06004000	P0401400	XT15-S40
SSDC N 2525 M12	CS120400	T06004000	P0401400	XT15-S40

SPARE PARTS Complementos | Complementos

Cutter Reference	Shim	Shim Screw	Screw	Wrench
SSSC R/L 1212 F09	-	-	P0401100	XT15-S35
SSSC R/L 1616 H09	-	-	P0401100	XT15-S35
SSSC R/L 2020 K12	CS120400	T06004000	P0401400	XT15-S40
SSSC R/L 2525 M12	CS120400	T06004000	P0401400	XT15-S40



(S) CENTER SCREW SYSTEM



Order Code		Reference	Dimensions (mm)				Insert	Kg	Stock	
R	L		H=h	b	L1	S			R	L
212151400	212151300	STAC R/L 0808 D09	8	8	60	8,5	TC.. 0902..	0,050	☺	☺
212151600	212151500	STAC R/L 1010 E09	10	10	70	10,5	TC.. 0902..	0,070	☺	☺
212151800	212151700	STAC R/L 1212 F11	12	12	80	12,5	TC.. 1102..	0,100	☺	☺
212152000	212151900	STAC R/L 1616 H11	16	16	100	16,5	TC.. 1102..	0,200	☺	☺
212152200	212152100	STAC R/L 1616 H16	16	16	100	16,5	TC.. 16T3..	0,200	☺	☺
212260000	212260100	STAC R/L 2020 K16	20	20	125	20,5	TC.. 16T3..	0,400	☺	☺
212152600	212152400	STAC R/L 2525 M16	25	25	150	25,5	TC.. 16T3..	0,700	☺	☺

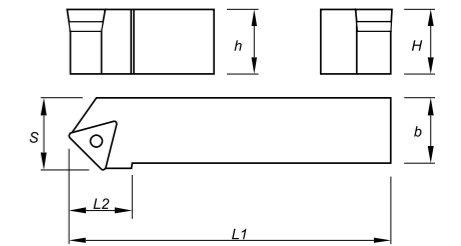
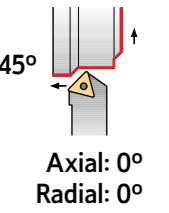

☺ Stock item | Item de stock

○ Available under request | Disponibilidade sob consulta | Disponible bajo consulta

SPARE PARTS Complementos | Complementos

Cutter Reference	Shim	Shim Screw	Screw	Wrench
STAC R/L 0808 D09	-	-	P0220600	XT06
STAC R/L 1010 E09	-	-	P0220600	XT06
STAC R/L 1212 F11	-	-	P0250700	XT07
STAC R/L 1616 H11	-	-	P0250700	XT07
STAC R/L 1616 H16	CT160302	T05003500	P0351500	XT15-S35
STAC R/L 2020 K16	CT160302	T05003500	P0351500	XT15-S35
STAC R/L 2525 M16	CT160302	T05003500	P0351500	XT15-S35

(S) CENTER SCREW SYSTEM



Order Code		Reference	Dimensions (mm)					Insert	Kg	Stock	
R	L		H=h	b	L1	L2	S			R	L
212152800	212152700	STDC R/L 0808 D09	8	8	60	11	10	TC.. 0902..	0,050	☺	☺
212153000	212152900	STDC R/L 1010 E09	10	10	70	11	11	TC.. 0902..	0,070	☺	☺
212153200	212153100	STDC R/L 1212 F11	12	12	80	16	13	TC.. 1102..	0,100	☺	☺
212153400	212153300	STDC R/L 1616 H11	16	16	100	16	17	TC.. 1102..	0,200	☺	☺
212153600	212153500	STDC R/L 1212 F16	12	12	80	21	17	TC.. 16T3..	0,100	☺	☺
212153800	212153700	STDC R/L 1616 H16	16	16	100	21	17	TC.. 16T3..	0,200	☺	☺
212154000	212153900	STDC R/L 2020 K16	20	20	125	21	22	TC.. 16T3..	0,400	☺	☺
212154200	212154100	STDC R/L 2525 M16	25	25	150	21	27	TC.. 16T3..	0,700	☺	☺

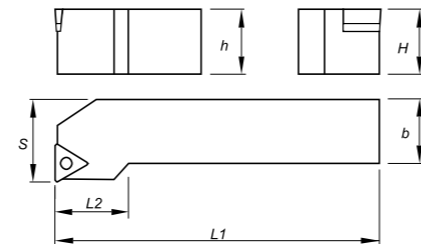
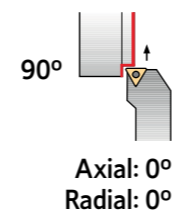

☺ Stock item | Item de stock

○ Available under request | Disponibilidade sob consulta | Disponible bajo consulta

SPARE PARTS Complementos | Complementos

Cutter Reference	Shim	Shim Screw	Screw	Wrench
STDC R/L 0808 D09	-	-	P0220600	XT06
STDC R/L 1010 E09	-	-	P0220600	XT06
STDC R/L 1212 F11	-	-	P0250700	XT07
STDC R/L 1616 H11	-	-	P0250700	XT07
STDC R/L 1212 F16	-	-	P0401100	XT15-S35
STDC R/L 1616 H16	CT160302	T05003500	P0351500	XT15-S35
STDC R/L 2020 K16	CT160302	T05003500	P0351500	XT15-S35
STDC R/L 2525 M16	CT160302	T05003500	P0351500	XT15-S35

(S) CENTER SCREW SYSTEM



Order Code		Reference	Dimensions (mm)					Insert	Kg	Stock	
R	L		H=h	b	L1	L2	S			R	L
212154400	212154300	STFC R/L 0808 D09	8	8	60	16	10	TC.. 0902..	0,050		
212154600	212154500	STFC R/L 1010 E09	10	10	70	16	12	TC.. 0902..	0,070		
212154800	212154700	STFC R/L 1212 F11	12	12	80	18	16	TC.. 1102..	0,100		
212065800	212154900	STFC R/L 1616 H11	16	16	100	22	20	TC.. 1102..	0,200		
212155100	212155000	STFC R/L 1212 F16	12	12	80	18	16	TC.. 16T3..	0,100		
212056800	212155200	STFC R/L 1616 H16	16	16	100	22	20	TC.. 16T3..	0,200		
212056600	212155300	STFC R/L 2020 K16	20	20	125	22	25	TC.. 16T3..	0,400		
212155500	212155400	STFC R/L 2525 M16	25	25	150	22	32	TC.. 16T3..	0,700		

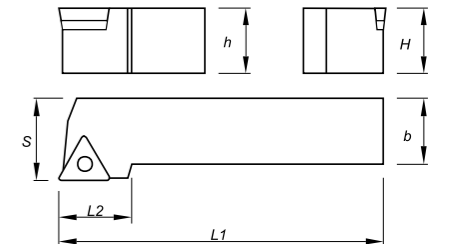
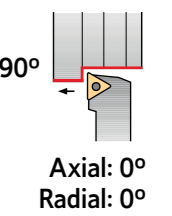

Stock item | Item de stock

Available under request | Disponibilidade sob consulta | Disponible bajo consulta

SPARE PARTS Complementos | Complementos

Cutter Reference	Shim	Shim Screw	Screw	Wrench
STFC R/L 0808 D09	-	-	P0220600	XT06
STFC R/L 1010 E09	-	-	P0220600	XT06
STFC R/L 1212 F11	-	-	P0250700	XT07
STFC R/L 1616 H11	-	-	P0250700	XT07
STFC R/L 1212 F16	-	-	P0401100	XT15-S35
STFC R/L 1616 H16	CT160302	T05003500	P0351500	XT15-S35
STFC R/L 2020 K16	CT160302	T05003500	P0351500	XT15-S35
STFC R/L 2525 M16	CT160302	T05003500	P0351500	XT15-S35

(S) CENTER SCREW SYSTEM



Order Code		Reference	Dimensions (mm)					Insert	Kg	Stock	
R	L		H=h	b	L1	L2	S			R	L
212155700	212155600	STGC R/L 0808 D09	8	8	60	16	10	TC.. 0902..	0,050		
212155900	212155800	STGC R/L 1010 E09	10	10	70	16	12	TC.. 0902..	0,070		
212156100	212156000	STGC R/L 1212 F11	12	12	80	18	16	TC.. 1102..	0,100		
212046100	212156200	STGC R/L 1616 H11	16	16	100	22	20	TC.. 1102..	0,200		
212156400	212156300	STGC R/L 1212 F16	12	12	80	18	16	TC.. 16T3..	0,100		
212156600	212156500	STGC R/L 1616 H16	16	16	100	22	20	TC.. 16T3..	0,200		
212156800	212156700	STGC R/L 2020 K16	20	20	125	22	25	TC.. 16T3..	0,400		
212157000	212156900	STGC R/L 2525 M16	25	25	150	22	32	TC.. 16T3..	0,700		

Stock item | Item de stock

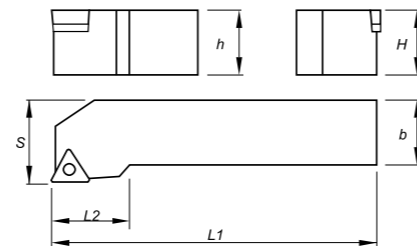
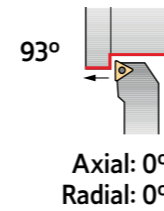
Available under request | Disponibilidade sob consulta | Disponible bajo consulta

SPARE PARTS Complementos | Complementos

Cutter Reference	Shim	Shim Screw	Screw	Wrench
STGC R/L 0808 D09	-	-	P0220600	XT06
STGC R/L 1010 E09	-	-	P0220600	XT06
STGC R/L 1212 F11	-	-	P0250700	XT07
STGC R/L 1616 H11	-	-	P0250700	XT07
STGC R/L 1212 F16	-	-	P0401100	XT15-S35
STGC R/L 1616 H16	CT160302	T05003500	P0351500	XT15-S35
STGC R/L 2020 K16	CT160302	T05003500	P0351500	XT15-S35
STGC R/L 2525 M16	CT160302	T05003500	P0351500	XT15-S35

(S) CENTER SCREW SYSTEM

Finishing <b>Flat</b> (09-11-16)	Fine Finishing <b>FP</b> (09-11-16)	Fine Finishing <b>FM</b> (09-11-16)	Fine Finishing <b>FK</b> (09-11-16)	Fine Finishing Wiper <b>FW</b> (09-11-16)
Finishing <b>MP</b> (09-11-16)	Finishing <b>MM</b> (09-11-16)	Finishing <b>MK</b> (09-11-16)	Finishing wiper <b>MW</b> (11-16)	Finishing to Fine Finishing <b>LN</b> (11-16)



Order Code		Reference	Dimensions (mm)					Insert	Kg	Stock	
R	L		H=h	b	L1	L2	S			R	L
212157200	212157100	STJC R/L 0808 D09	8	8	60	16	10	TC.. 0902..	0,050	☉	☉
212157400	212157300	STJC R/L 1010 E09	10	10	70	16	12	TC.. 0902..	0,070	☉	☉
212157600	212157500	STJC R/L 1212 F11	12	12	80	18	16	TC.. 1102..	0,100	☉	☉
212035400	212035500	STJC R/L 1616 H11	16	16	100	22	20	TC.. 1102..	0,200	☉	☉
212157800	212157700	STJC R/L 1212 F16	12	12	80	18	16	TC.. 16T3..	0,100	☉	☉
212035600	212035700	STJC R/L 1616 H16	16	16	100	22	20	TC.. 16T3..	0,200	☉	☉
212036300	212031000	STJC R/L 2020 K16	20	20	125	22	25	TC.. 16T3..	0,400	☉	☉
212038600	212038700	STJC R/L 2525 M16	25	25	150	22	32	TC.. 16T3..	0,700	☉	☉

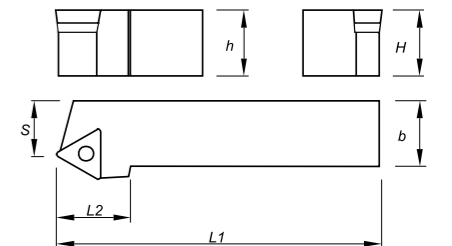
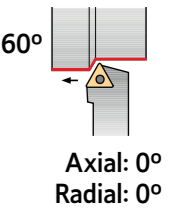
☉ Stock item | Item de stock      ○ Available under request | Disponibilidade sob consulta | Disponible bajo consulta

SPARE PARTS Complementos | Complementos

Cutter Reference	Shim	Shim Screw	Screw	Wrench
STJC R/L 0808 D09	-	-	P0220600	XT06
STJC R/L 1010 E09	-	-	P0220600	XT06
STJC R/L 1212 F11	-	-	P0250700	XT07
STJC R/L 1616 H11	-	-	P0250700	XT07
STJC R/L 1212 F16	-	-	P0401100	XT15-S35
STJC R/L 1616 H16	CT160302	T05003500	P0351500	XT15-S35
STJC R/L 2020 K16	CT160302	T05003500	P0351500	XT15-S35
STJC R/L 2525 M16	CT160302	T05003500	P0351500	XT15-S35

(S) CENTER SCREW SYSTEM

Finishing <b>Flat</b> (09-11-16)	Fine Finishing <b>FP</b> (09-11-16)	Fine Finishing <b>FM</b> (09-11-16)	Fine Finishing <b>FK</b> (09-11-16)
Finishing <b>MP</b> (09-11-16)	Finishing <b>MM</b> (09-11-16)	Finishing <b>MK</b> (09-11-16)	Finishing to Fine Finishing <b>LN</b> (11-16)











Order Code		Reference	Dimensions (mm)					Insert	Kg	Stock	
R	L		H=h	b	L1	L2	S			R	L
212158000	212157900	STTC R/L 0808 D09	8	8	60	16	7	TC.. 0902..	0,050	☉	☉
212158200	212158100	STTC R/L 1010 E09	10	10	70	16	9	TC.. 0902..	0,070	☉	☉
212158400	212158300	STTC R/L 1212 F11	12	12	80	18	11	TC.. 1102..	0,100	☉	☉
212047500	212158500	STTC R/L 1616 H11	16	16	100	18	13	TC.. 1102..	0,200	☉	☉
212158700	212158600	STTC R/L 1212 F16	12	12	80	22	11	TC.. 16T3..	0,100	☉	☉
212158900	212158800	STTC R/L 1616 H16	16	16	100	22	13	TC.. 16T3..	0,200	☉	☉
212159100	212159000	STTC R/L 2020 K16	20	20	125	22	17	TC.. 16T3..	0,400	☉	☉
212159300	212159200	STTC R/L 2525 M16	25	25	150	22	22	TC.. 16T3..	0,700	☉	☉

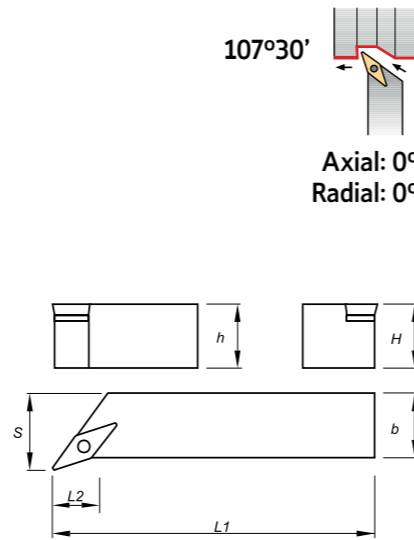
☉ Stock item | Item de stock      ○ Available under request | Disponibilidade sob consulta | Disponible bajo consulta











SPARE PARTS Complementos | Complementos


Cutter Reference	Shim	Shim Screw	Screw	Wrench
STTC R/L 0808 D09	-	-	P0220600	XT06
STTC R/L 1010 E09	-	-	P0220600	XT06
STTC R/L 1212 F11	-	-	P0250700	XT07
STTC R/L 1616 H11	-	-	P0250700	XT07
STTC R/L 1212 F16	-	-	P0401100	XT15-S35
STTC R/L 1616 H16	CT160302	T05003500	P0351500	XT15-S35
STTC R/L 2020 K16	CT160302	T05003500	P0351500	XT15-S35
STTC R/L 2525 M16	CT160302	T05003500	P0351500	XT15-S35

(S) CENTER SCREW SYSTEM

Finishing	Fine Finishing	Fine Finishing	Fine Finishing
Flat	FP	FM	FK
 (16)	 (16)	 (16)	 (16)
Finishing	Finishing	Finishing	Finishing to Fine Finishing
MP	MM	MK	LN
 (16)	 (16)	 (16)	 (16-22)





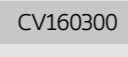



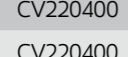













Order Code		Reference	Dimensions (mm)					Insert	Kg	Stock	
R	L		H=h	b	L1	L2	S			R	L
212161000	212160900	SVHC R/L 2020 K16	20	20	125	15,4	25	VC.. 1604..	0,400		
212161200	212161100	SVHC R/L 2525 M16	25	25	150	21,0	32	VC.. 1604..	0,700		
212161400	212161300	SVHC R/L 3225 P16	32	25	170	21,0	32	VC.. 1604..	0,900		
212161500	212161600	SVHC R/L 2525 M22	25	25	150	19,6	32	VC.. 2205..	0,700		
212161700	212161800	SVHC R/L 3225 P22	32	25	170	19,6	32	VC.. 2205..	0,900		








 Stock item | Item de stock

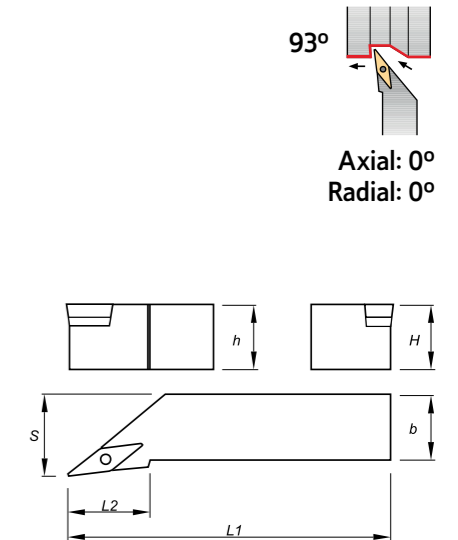
 Available under request | Disponibilidade sob consulta | Disponible bajo consulta







SPARE PARTS Complementos | Complementos


Cutter Reference	Shim	Shim Screw	Screw	Wrench
SVHC R/L 2020 K16	 CV160300	 T05003500	 P0351500	 XT15-S35
SVHC R/L 2525 M16	 CV160300	 T05003500	 P0351500	 XT15-S35
SVHC R/L 3225 P16	 CV160300	 T05003500	 P0351500	 XT15-S35
SVHC R/L 2525 M22	 CV220400	 T06004000	 P0401400	 XT20-S40
SVHC R/L 3225 P22	 CV220400	 T06004000	 P0401400	 XT20-S40


(S) CENTER SCREW SYSTEM

Finishing	Fine Finishing	Fine Finishing	Fine Finishing
Flat	FP	FM	FK
 (16)	 (16)	 (16)	 (16)
Finishing	Finishing	Finishing	
MP	MM	MK	
 (16)	 (16)	 (16)	





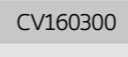









Order Code		Reference	Dimensions (mm)					Insert	Kg	Stock	
R	L		H=h	b	L1	L2	S			R	L
212055300	212363000	SVJB R/L 2020 K16	20	20	125	37	25	VB.. 1604..	0,400		
212022200	212022000	SVJB R/L 2525 M16	25	25	150	37	32	VB.. 1604..	0,700		
212022300	212022100	SVJB R/L 3225 P16	32	25	170	37	32	VB.. 1604..	0,900		

 Stock item | Item de stock

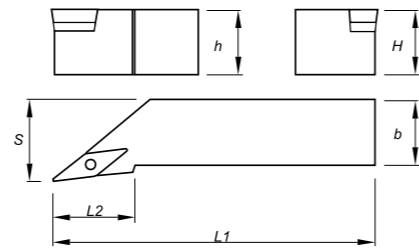
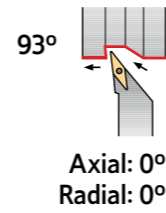
 Available under request | Disponibilidade sob consulta | Disponible bajo consulta

SPARE PARTS Complementos | Complementos

Cutter Reference	Shim	Shim Screw	Screw	Wrench
SVJB R/L 2020 K16	 CV160300	 T05003500	 P0351500	 XT15-S35
SVJB R/L 2525 M16	 CV160300	 T05003500	 P0351500	 XT15-S35
SVJB R/L 3225 P16	 CV160300	 T05003500	 P0351500	 XT15-S35

(S) CENTER SCREW SYSTEM

Finishing	Fine Finishing	Fine Finishing	Fine Finishing
Flat	FP	FM	FK
(11-16)	(11-16)	(11-16)	(11-16)
Finishing	Finishing	Finishing	Finishing to Fine Finishing
MP	MM	MK	LN
(11-16)	(11-16)	(11-16)	(11-16)



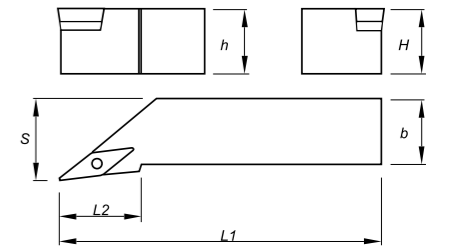
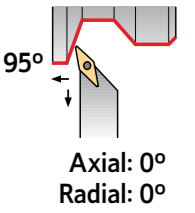
Order Code		Reference	Dimensions (mm)					Insert	Kg	Stock	
R	L		H=h	b	L1	L2	S			R	L
212161900	212162000	SVJC R/L 1212 F11	12	12	80	25	16	VC.. 1103..	0,100	⊗	⊗
212056400	212162100	SVJC R/L 1616 H11	16	16	100	25	20	VC.. 1103..	0,200	⊗	⊗
212162200	212162300	SVJC R/L 2020 K11	20	20	125	25	25	VC.. 1103..	0,400	⊗	⊗
212031100	212031200	SVJC R/L 2020 K16	20	20	125	37	25	VC.. 1604..	0,400	⊗	⊗
212031300	212031400	SVJC R/L 2525 M16	25	25	150	37	32	VC.. 1604..	0,700	⊗	⊗
212162500	212162400	SVJC R/L 3225 P16	32	25	170	37	32	VC.. 1604..	0,900	⊗	⊗

⊗ Stock item | Item de stock      ○ Available under request | Disponibilidade sob consulta | Disponible bajo consulta

SPARE PARTS Complementos | Complementos

Cutter Reference	Shim	Shim Screw	Screw	Wrench
SVJC R/L 1212 F11	-	-	P0250700	XT07
SVJC R/L 1616 H11	-	-	P0250700	XT07
SVJC R/L 2020 K11	-	-	P0250700	XT07
SVJC R/L 2020 K16	CV160300	T05003500	P0351500	XT15-S35
SVJC R/L 2525 M16	CV160300	T05003500	P0351500	XT15-S35
SVJC R/L 3225 P16	CV160300	T05003500	P0351500	XT15-S35

(S) CENTER SCREW SYSTEM



Order Code		Reference	Dimensions (mm)					Insert	Kg	Stock	
R	L		H=h	b	L1	L2	S			R	L
212041900	212162600	SVLC R/L 1212 G13	12	12	90	25	16	VCGT 1303..	0,100	⊗	⊗
212162800	212162700	SVLC R/L 1616 H13	16	16	100	25	20	VCGT 1303..	0,200	⊗	⊗
212163000	212162900	SVLC R/L 2020 K13	20	20	125	28	25	VCGT 1303..	0,400	⊗	⊗
212163200	212163100	SVLC R/L 2525 M13	25	25	150	30	32	VCGT 1303..	0,700	⊗	⊗








⊗ Stock item | Item de stock      ○ Available under request | Disponibilidade sob consulta | Disponible bajo consulta

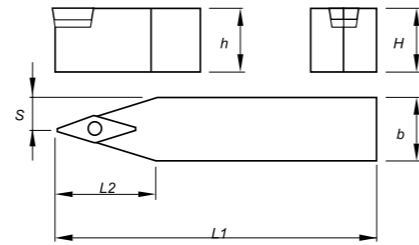
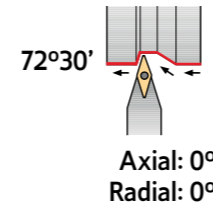
SPARE PARTS Complementos | Complementos




Cutter Reference	Screw	Wrench
SVLC R/L 1212 G13	P0300900	XT08
SVLC R/L 1616 H13	P0300900	XT08
SVLC R/L 2020 K13	P0300900	XT08
SVLC R/L 2525 M13	P0300900	XT08





(S) CENTER SCREW SYSTEM

Finishing	Fine Finishing	Fine Finishing	Fine Finishing
Flat	FP	FM	FK
			
(16)	(16)	(16)	(16)
Finishing	Finishing	Finishing	
MP	MM	MK	
			
(16)	(16)	(16)	



Order Code	Reference	Dimensions (mm)					Insert	Kg	Stock
		H=h	b	L1	L2	S			
212260200	SVVB N 2020 K16	20	20	125	37	10,6	VB.. 1604..	0,400	
212169500	SVVB N 2525 M16	25	25	150	37	13,1	VB.. 1604..	0,700	
212260300	SVVB N 3225 P16	32	25	170	37	13,1	VB.. 1604..	0,900	

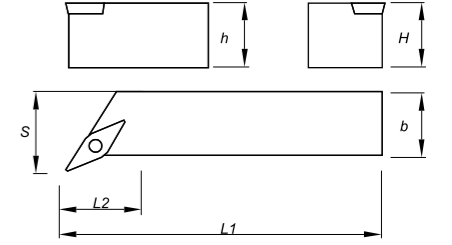
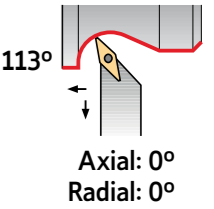
 Stock item | Item de stock









 Available under request | Disponibilidade sob consulta | Disponible bajo consulta


SPARE PARTS Complementos | Complementos

Cutter Reference	Shim	Shim Screw	Screw	Wrench
SVVB N 2020 K16				
SVVB N 2525 M16	CV160300	T05003500	P0351500	XT15-S35
SVVB N 3225 P16	CV160300	T05003500	P0351500	XT15-S35

(S) CENTER SCREW SYSTEM





Order Code		Reference	Dimensions (mm)					Insert	Kg	Stock	
R	L		H=h	b	L1	L2	S			R	L
212163800	212163700	SVXC R/L 1212 G13	12	12	90	11,5	16	VCGT 1303..	0,100		
212164000	212163900	SVXC R/L 1616 H13	16	16	100	13,8	20	VCGT 1303..	0,200		
212164200	212164100	SVXC R/L 2020 K13	20	20	125	10,4	25	VCGT 1303..	0,400		
212164400	212164300	SVXC R/L 2525 M13	25	25	150	20,2	32	VCGT 1303..	0,700		









 Stock item | Item de stock

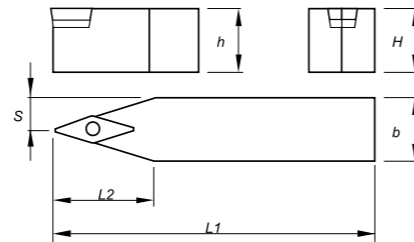
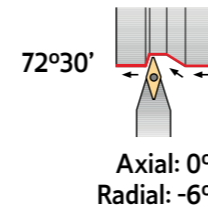
 Available under request | Disponibilidade sob consulta | Disponible bajo consulta













SPARE PARTS Complementos | Complementos



Cutter Reference	Screw	Wrench
SVXC R/L 1212 G13		
SVXC R/L 1616 H13	P0300900	XT08
SVXC R/L 2020 K13	P0300900	XT08
SVXC R/L 2525 M13	P0300900	XT08

(S) CENTER SCREW SYSTEM

Finishing	Fine Finishing	Fine Finishing	Fine Finishing
Flat	FP	FM	FK
			
(11-16)	(11-16)	(11-16)	(11-16)
Finishing	Finishing	Finishing	Finishing to Fine Finishing
MP	MM	MK	LN
			
(11-16)	(11-16)	(11-16)	(11-16)











Order Code	Reference	Dimensions (mm)					Insert	Kg	Stock	
		H=h	b	L1	L2	S			R	L
212163300	SVVC N 1212 F11	12	12	80	25	6,6	VC.. 1103..	0,100		
212163400	SVVC N 1616 H11	16	16	100	25	8,6	VC.. 1103..	0,200		
212163500	SVVC N 2020 K11	20	20	125	25	10,6	VC.. 1103..	0,400		
212042500	SVVC N 2020 K16	20	20	125	37	10,6	VC.. 1604..	0,400		
212163600	SVVC N 2525 M16	25	25	150	37	13,1	VC.. 1604..	0,700		
212022400	SVVC N 3225 P16	32	25	170	37	13,1	VC.. 1604..	0,900		

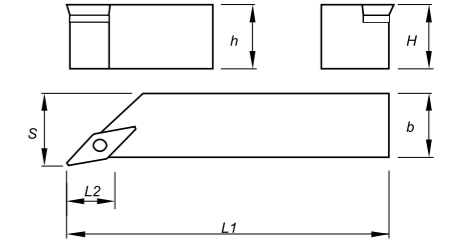
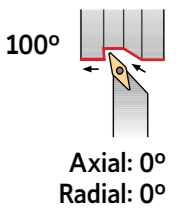
 Stock item | Item de stock  Available under request | Disponibilidade sob consulta | Disponible bajo consulta







SPARE PARTS Complementos | Complementos



Cutter Reference	Shim	Shim Screw	Screw	Wrench
SVVC N 1212 F11	-	-	P0250700	XT07
SVVC N 1616 H11	-	-	P0250700	XT07
SVVC N 2020 K11	-	-	P0250700	XT07
SVVC N 2020 K16	CV160300	T05003500	P0351500	XT15-S35
SVVC N 2525 M16	CV160300	T05003500	P0351500	XT15-S35
SVVC N 3225 P16	CV160300	T05003500	P0351500	XT15-S35

(S) CENTER SCREW SYSTEM

Finishing	Fine Finishing	Fine Finishing	Fine Finishing
Flat	FP	FM	FK
			
(16)	(16)	(16)	(16)
Finishing	Finishing	Finishing	Finishing to Fine Finishing
MP	MM	MK	LN
			
(16)	(16)	(16)	(16)



Order Code		Reference	Dimensions (mm)					Insert	Kg	Stock	
R	L		H=h	b	L1	L2	S			R	L
212164600	212164500	SVZC R/L 2020 K16	20	20	125	25,7	25	VC.. 1604..	0,400		
212164700	212044500	SVZC R/L 2525 M16	25	25	150	28,5	32	VC.. 1604..	0,700		
212164900	212164800	SVZC R/L 3225 P16	32	25	170	28,5	32	VC.. 1604..	0,900		

 Stock item | Item de stock  Available under request | Disponibilidade sob consulta | Disponible bajo consulta

SPARE PARTS Complementos | Complementos

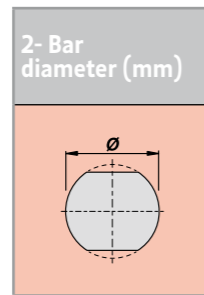
Cutter Reference	Shim	Shim Screw	Screw	Wrench
SVZC R/L 2020 K16	CV160300	T05003500	P0351500	XT15-S35
SVZC R/L 2525 M16	CV160300	T05003500	P0351500	XT15-S35
SVZC R/L 3225 P16	CV160300	T05003500	P0351500	XT15-S35

# CODE KEY FOR INTERNAL TURNING TOOLHOLDERS

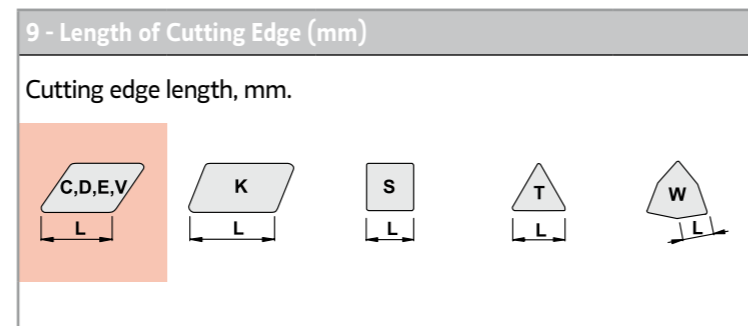
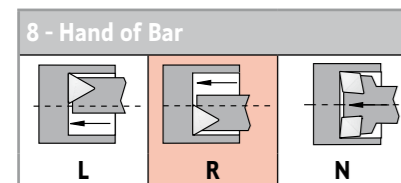
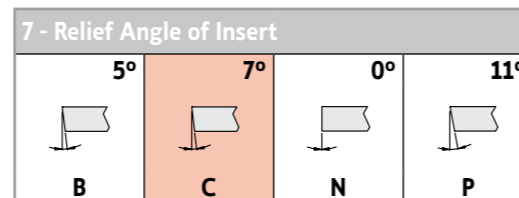
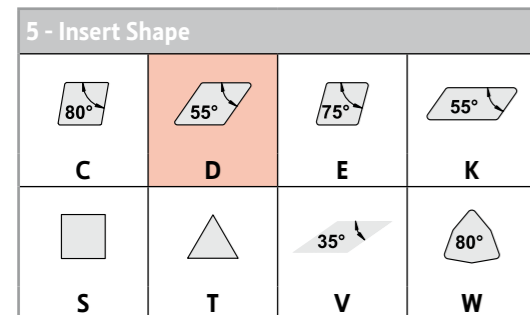
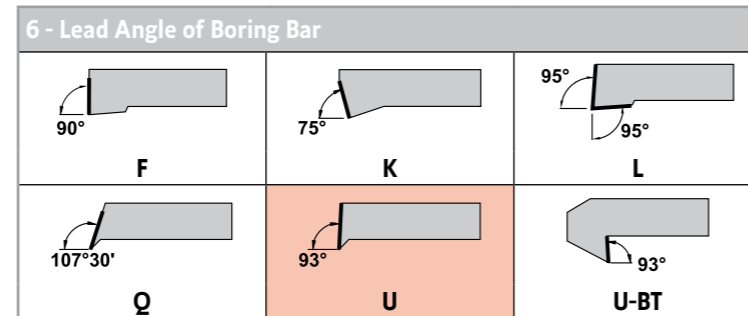
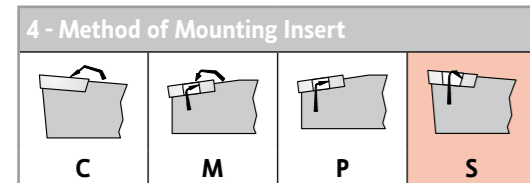
Sistema De Codificação Para Suportes De Torneamento Interno (ISO) | Codificación De Herramientas De Torneado Interior (ISO)

**1** **2** **3** - **4** **5** **6** **7** **8** - **9** - **10**  
**S** **25** **T** - **S** **D** **U** **C** **R** - **11** - **BT**

1 - Type of Bar			
<b>A</b>	Steel shank with internal coolant.		
<b>E</b>	Anti-vibration shank (heavy metal) with internal coolant		
<b>S</b>	Steel shank		



3 - Bar Length (mm)			
<b>H</b>	100	<b>T</b>	300
<b>J</b>	110	<b>U</b>	350
<b>K</b>	125	<b>V</b>	400
<b>L</b>	140	<b>W</b>	450
<b>M</b>	150	<b>Y</b>	500
<b>Q</b>	180	<b>X</b>	Special
<b>R</b>	200		
<b>S</b>	250		



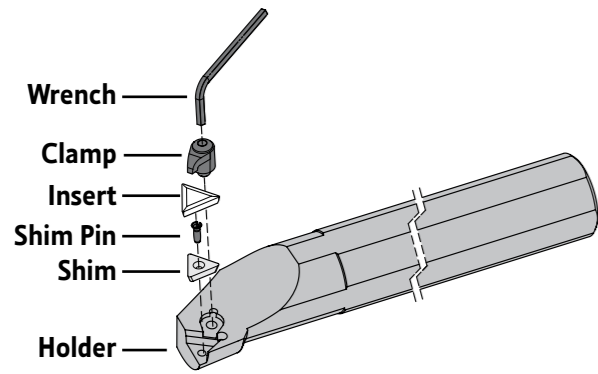
10 - Manufacturer's Option



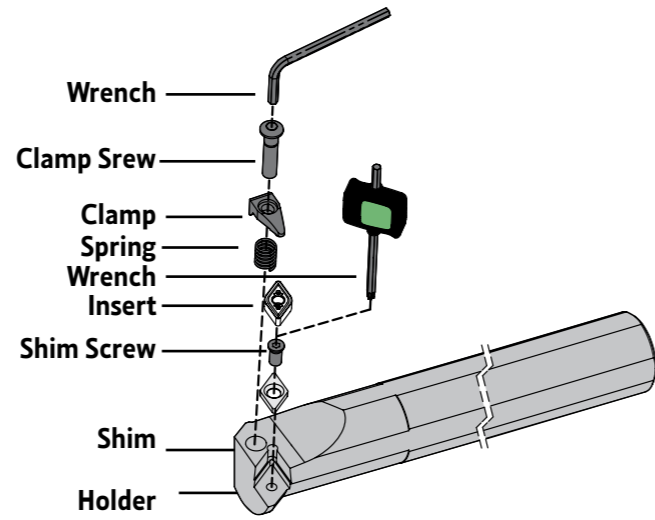
- C - 490 | Top Clamp (C)
- C - 495 | Dimple Lock System (D)
- C - 508 | Lever Lock System (P)
- C - 522 | Center Screw System (S)
- C - 546 | Anti-vibration tools
- C - 555 | Internal holder sets

# INTERNAL TURNING

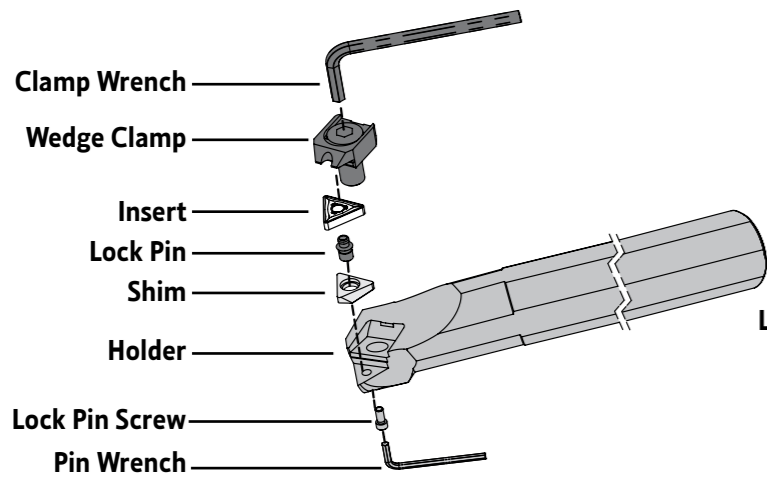
(C) TOP CLAMP SYSTEM



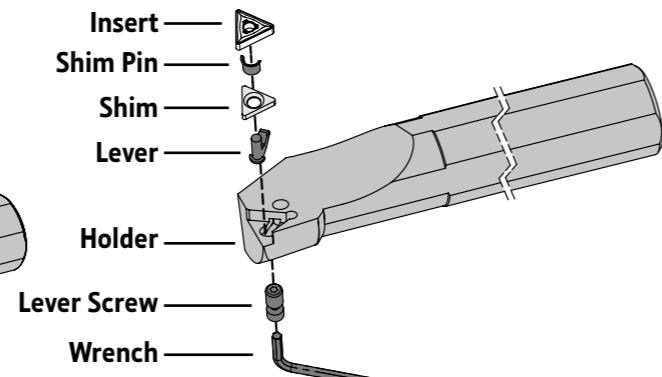
(D) DIMPLE LOCK SYSTEM



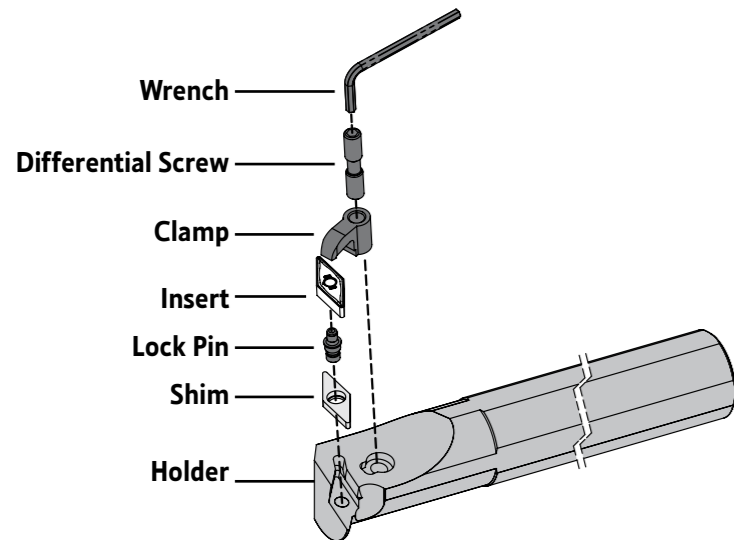
(M) WEDGE CLAMP SYSTEM



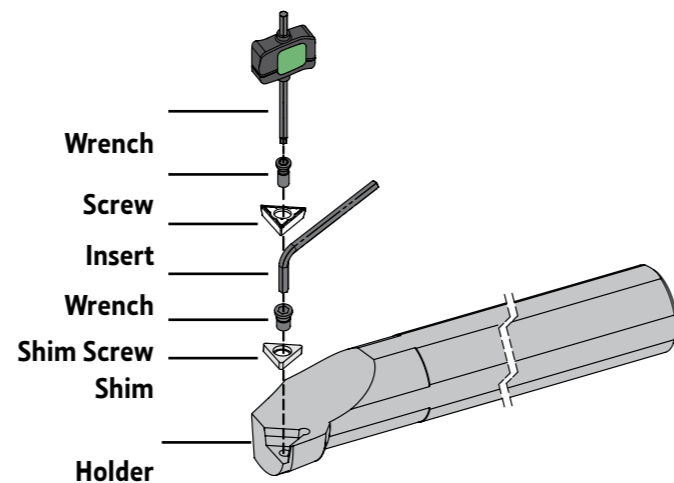
(P) LEVER LOCK SYSTEM



(M-K) DOUBLE LOCK SYSTEM

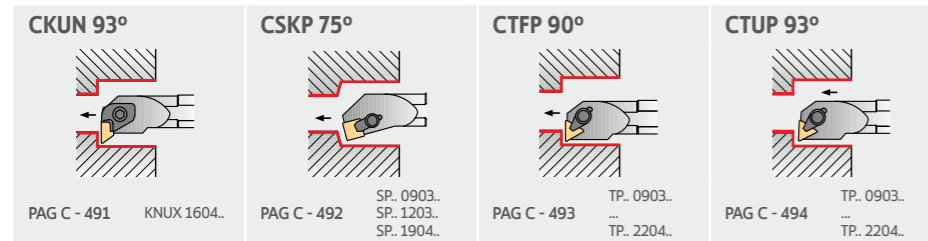
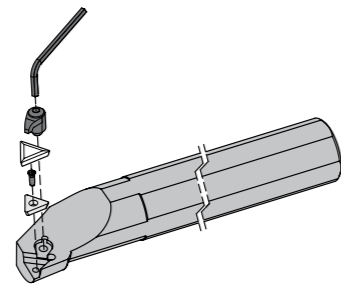


(S) CENTER SCREW SYSTEM

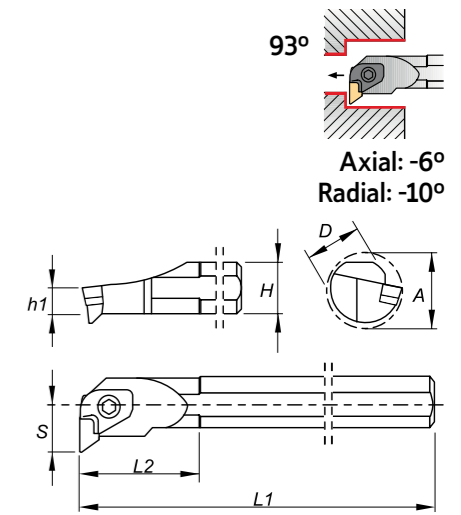










Operation		Longitudinal turning	Profiling	Facing
Negative inserts	(C) TOP CLAMP SYSTEM	●	●	
	(D) DIMPLE LOCK SYSTEM	●●	●	
	(M) WEDGE CLAMP SYSTEM	●	●	●
	(P) LEVER LOCK SYSTEM	●●	●	●
Positive inserts	(C) TOP CLAMP SYSTEM	●		
	(S) CENTER SCREW SYSTEM	●●	●●	●●


●● Recommended Insert Shape ● Alternative Insert Shape



Finishing	Roughing
01  (16)	02  (16)



Order Code		Reference	Dimensions (mm)							Insert	Kg	Stock	
R	L		D	H	h1	L1	L2	S	A			R	L
212038300	212028200	S25T CKUN R/L 16	25	23	11,5	300	50	20,5	37	KNUX 1604..	0,700		
212028300	212028400	S32U CKUN R/L 16	32	30	15,0	350	54	22,0	39	KNUX 1604..	2,050		
212329300	212329400	S40V CKUN R/L 16	40	37	18,5	400	60	27,0	48	KNUX 1604..	3,750		
212329500	212329600	S50W CKUN R/L 16	50	47	23,5	450	65	35,0	61	KNUX 1604..	6,500		

 Stock item | Item de stock

 Available under request | Disponibilidade sob consulta | Disponible bajo consulta

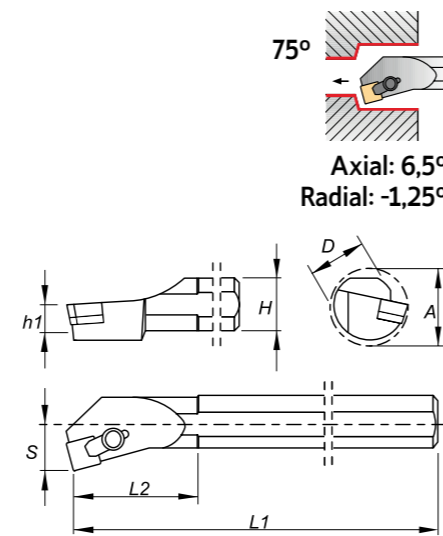
SPARE PARTS Complementos | Complementos

Cutter Reference	Shim	Shim Pin	Shim Pin Punch	Spring	Clamp	Screw	Wrench
S25T CKUN R 16	-	-	BF04806	M09513	GAW1401	DW142600	SS40
S32U CKUN R 16	CK160501	BE03000	BF04808	M09513	GAW1401	DW142600	SS40
S40V CKUN R 16	CK160501	BE03000	BF04815	M09513	GAW1401	DW142600	SS40
S50W CKUN R 16	CK160501	BE03000	BF04815	M09513	GAW1401	DW142600	SS40
S25T CKUN L 16	-	-	BF04806	M09513	GAW1400	DW142600	SS40
S32U CKUN L 16	CK160500	BE03000	BF04808	M09513	GAW1400	DW142600	SS40
S40V CKUN L 16	CK160500	BE03000	BF04815	M09513	GAW1400	DW142600	SS40
S50W CKUN L 16	CK160500	BE03000	BF04815	M09513	GAW1400	DW142600	SS40



(C) TOP CLAMP SYSTEM

Medium to Finish	Finishing to Fine Finishing	Medium
Flat	12	13
(09-12-19)	(09-12)	(09-12)



Order Code		Reference	Dimensions (mm)							Insert	Kg	Stock	
R	L		D	H	h1	L1	L2	S	A			R	L
212027500	212027600	S16R CSKP R/L 09	16	15	7,5	200	30	11	20	SP.. 0903..	0,300	⊗	⊗
212027700	212027800	S20S CSKP R/L 09	20	18	9,0	250	35	13	24	SP.. 0903..	0,550	⊗	⊗
212329700	212027900	S25T CSKP R/L 12	25	23	11,5	300	40	17	31	SP.. 1203..	1,050	⊗	⊗
212028000	212028100	S32U CSKP R/L 12	32	30	15,0	350	50	22	39	SP.. 1203..	2,050	⊗	⊗
212329800	212329900	S40V CSKP R/L 12	40	37	18,5	400	60	27	48	SP.. 1203..	3,650	⊗	⊗
212330000	212330100	S50W CSKP R/L 12	50	47	23,5	450	65	35	61	SP.. 1203..	6,450	⊗	⊗
212330200	212330300	S50W CSKP R/L 19	50	47	23,5	450	65	35	61	SP.. 1904..	6,400	⊗	⊗

⊗ Stock item | Item de stock

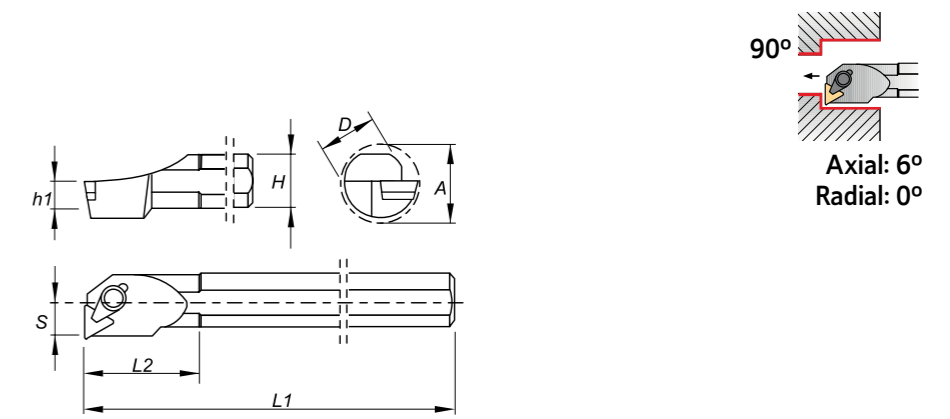
○ Available under request | Disponibilidade sob consulta | Disponible bajo consulta

SPARE PARTS Complementos | Complementos

Cutter Reference	Complementary Accessories - Flat Inserts						
	Shim	Shim Pin	Clamp	Wrench	Clamp	Chip Breaker 1	Chip Breaker 2
S16R CSKP R/L 09	-	-	GS05000	SS25	-	QCS0900	-
S20S CSKP R/L 09	-	-	GS05000	SS25	-	QCS1200	QCS1201
S25T CSKP R/L 12	-	-	GS06001	SS30	GS06003	QCS1200	QCS1201
S32U CSKP R/L 12	CS120300	BE02100	GS06001	SS30	GS06003	QCS1200	QCS1201
S40V CSKP R/L 12	CS120300	BE02100	GS06001	SS30	GS06003	QCS1200	QCS1201
S50W CSKP R/L 12	CS120300	BE02100	GS06001	SS30	GS06003	QCS1200	QCS1201
S50W CSKP R/L 19	CS190300	BE03000	GS08000	SS40	GS08001	QCS1900	QCS1901

(C) TOP CLAMP SYSTEM

Medium to Finish	Finishing to Fine Finishing	Medium
Flat	12	13
(11-16-22)	(09-11-16)	(09-11-16-22)



Order Code		Reference	Dimensions (mm)							Insert	Kg	Stock	
R	L		D	H	h1	L1	L2	S	A			R	L
212330400	212330500	S10M CTFP R/L 09	10	9	4,5	150	25	7	13	TP.. 0902..	0,060	⊗	⊗
212330600	212330700	S12M CTFP R/L 09	12	11	5,5	150	25	9	16	TP.. 0902..	0,150	⊗	⊗
212170200	212330800	S12M CTFP R/L 11	12	11	5,5	150	25	9	16	TP.. 1103..	0,150	⊗	⊗
212026800	212026900	S16R CTFP R/L 11	16	15	7,5	200	30	11	20	TP.. 1103..	0,300	⊗	⊗
212027000	212027100	S20S CTFP R/L 11	20	18	9,0	250	35	13	24	TP.. 1103..	0,550	⊗	⊗
212330900	212331000	S16R CTFP R/L 16	16	15	7,5	200	30	11	20	TP.. 1603..	0,300	⊗	⊗
212331100	212331200	S20S CTFP R/L 16	20	18	9,0	250	35	13	24	TP.. 1603..	0,550	⊗	⊗
212036700	212027200	S25T CTFP R/L 16	25	23	11,5	300	40	17	31	TP.. 1603..	0,700	⊗	⊗
212027300	212027400	S32U CTFP R/L 16	32	30	15,0	350	50	22	39	TP.. 1603..	2,050	⊗	⊗
212331300	212331700	S40V CTFP R/L 16	40	37	18,5	400	60	27	48	TP.. 1603..	3,750	⊗	⊗
212331800	212331900	S50W CTFP R/L 16	50	47	23,5	450	65	35	61	TP.. 1603..	6,500	⊗	⊗
212021300	212332000	S40V CTFP R/L 22	40	37	18,5	400	60	27	48	TP.. 2204..	3,750	⊗	⊗
212332100	212332200	S50W CTFP R/L 22	50	47	23,5	450	65	35	61	TP.. 2204..	6,500	⊗	⊗

⊗ Stock item | Item de stock

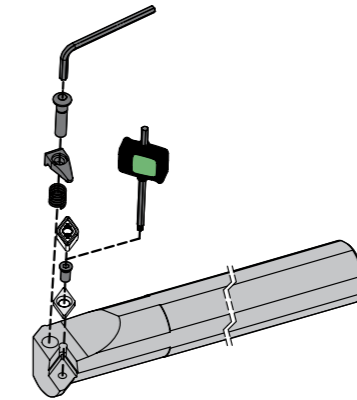
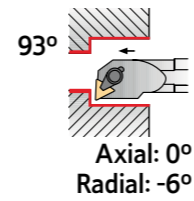
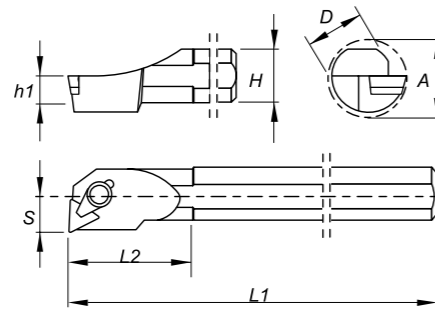
○ Available under request | Disponibilidade sob consulta | Disponible bajo consulta

SPARE PARTS Complementos | Complementos

Cutter Reference	Complementary Accessories - Flat Inserts						
	Shim	Shim Pin	Clamp	Wrench	Clamp	Chip Breaker 1	Chip Breaker 2
S10M CTFP R/L 09	-	-	GS03000	SS15	-	-	-
S12M CTFP R/L 09	-	-	GS03000	SS15	-	-	-
S12M CTFP R/L 11	-	-	GS04000	SS25	-	-	-
S16R CTFP R/L 11	-	-	GS05000	SS25	GS05003	QCT1100	QCT1101
S20S CTFP R/L 11	-	-	GS05000	SS25	GS05003	QCT1100	QCT1101
S16R CTFP R/L 16	-	-	GS06002	SS30	GS06003	QCT1600	QCT1601
S20S CTFP R/L 16	-	-	GS06002	SS30	GS06003	QCT1600	QCT1601
S25T CTFP R/L 16	-	-	GS06001	SS30	GS06003	QCT1600	QCT1601
S32U CTFP R/L 16	CT160301	BE02100	GS06000	SS30	GS06003	QCT1600	QCT1601
S40V CTFP R/L 16	CT160301	BE02100	GS06000	SS30	GS05005	QCT1600	QCT1601
S50W CTFP R/L 16	CT160301	BE02100	GS06000	SS30	GS05005	QCT1600	QCT1601
S40V CTFP R/L 22	CT220301	BE03000	GS08000	SS40	GS08001	QCT2200	QCT2201
S50W CTFP R/L 22	CT220301	BE03000	GS08000	SS40	GS08001	QCT2200	QCT2201

(C) TOP CLAMP SYSTEM

Medium to Finish	Finishing to Fine Finishing	Medium
Flat (11-16-22)	12 (09-11-16)	13 (09-11-16-22)



Order Code		Reference	Dimensions (mm)							Insert	Kg	Stock	
R	L		D	H	h1	L1	L2	S	A			R	L
212245500	212332300	S10M CTUP R/L 09	10	9	4,5	150	25	7	13	TP.. 0902..	0,060	☉	☉
212332400	212332500	S12M CTUP R/L 09	12	11	5,5	150	25	9	16	TP.. 0902..	0,150	☉	☉
212332600	212332700	S12M CTUP R/L 11	12	11	5,5	150	25	9	16	TP.. 1103..	0,150	☉	☉
212332800	212332900	S16R CTUP R/L 11	16	15	7,5	200	30	11	20	TP.. 1103..	0,300	☉	☉
212333000	212333100	S20S CTUP R/L 11	20	18	9,0	250	35	13	24	TP.. 1103..	0,550	☉	☉
212333200	212333300	S16R CTUP R/L 16	16	15	7,5	200	30	11	20	TP.. 1603..	0,300	☉	☉
212333400	212333500	S20S CTUP R/L 16	20	18	9,0	250	35	13	24	TP.. 1603..	0,550	☉	☉
212245600	212333600	S25T CTUP R/L 16	25	23	11,5	300	40	17	31	TP.. 1603..	0,700	☉	☉
212333700	212333800	S32U CTUP R/L 16	32	30	15,0	350	50	22	39	TP.. 1603..	2,050	☉	☉
212245700	212333900	S40V CTUP R/L 16	40	37	18,5	400	60	27	48	TP.. 1603..	3,750	☉	☉
212334000	212334100	S50W CTUP R/L 16	50	47	23,5	450	65	35	61	TP.. 1603..	6,500	☉	☉
212334200	212334300	S40V CTUP R/L 22	40	37	18,5	400	60	27	48	TP.. 2204..	3,750	☉	☉
212334400	212334500	S50W CTUP R/L 22	50	47	23,5	450	65	35	61	TP.. 2204..	6,500	☉	☉

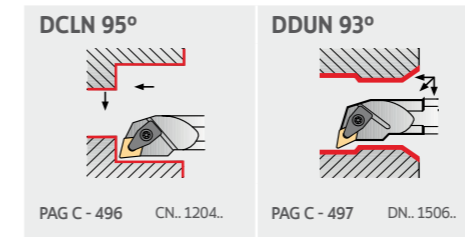
☉ Stock item | Item de stock

○ Available under request | Disponibilidade sob consulta | Disponible bajo consulta

SPARE PARTS Complementos | Complementos

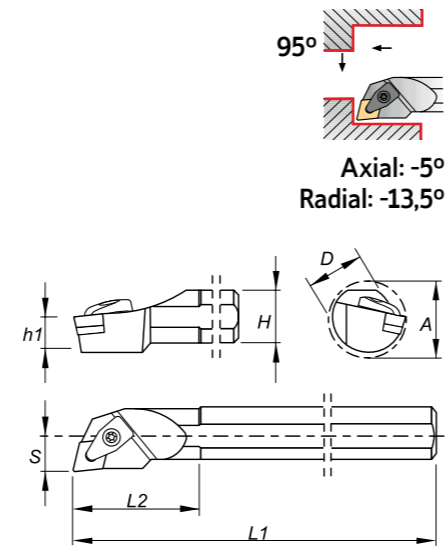
Cutter Reference	Complementary Accessories - Flat Inserts						
	Shim	Shim Pin	Clamp	Wrench	Clamp	Chip Breaker 1	Chip Breaker 2
S10M CTUP R/L 09	-	-	GS03000	SS15	-	-	-
S12M CTUP R/L 09	-	-	GS03000	SS15	-	-	-
S12M CTUP R/L 11	-	-	GS04000	SS25	-	-	-
S16R CTUP R/L 11	-	-	GS05000	SS25	GS05003	QCT1100	QCT1101
S20S CTUP R/L 11	-	-	GS05000	SS25	GS05003	QCT1100	QCT1101
S16R CTUP R/L 16	-	-	GS06002	SS30	GS06003	QCT1600	QCT1601
S20S CTUP R/L 16	-	-	GS06002	SS30	GS06003	QCT1600	QCT1601
S25T CTUP R/L 16	-	-	GS06001	SS30	GS06003	QCT1600	QCT1601
S32U CTUP R/L 16	CT160301	BE02100	GS06000	SS30	GS06003	QCT1600	QCT1601
S40V CTUP R/L 16	CT160301	BE02100	GS06000	SS30	GS05005	QCT1600	QCT1601
S50W CTUP R/L 16	CT160301	BE02100	GS06000	SS30	GS05005	QCT1600	QCT1601
S40V CTUP R/L 22	CT220301	BE03000	GS08000	SS40	GS08001	QCT2200	QCT2201
S50W CTUP R/L 22	CT220301	BE03000	GS08000	SS40	GS08001	QCT2200	QCT2201

(D) DIMPLE LOCK SYSTEM



(D) DIMPLE LOCK SYSTEM

Roughing	Finishing	Medium to Finishing	Medium to Finishing	Medium to Finishing	Medium
Flat (12)	MF (12)	MS (12)	SF (12)	LC (12)	PM (12)
Medium	Roughing to Medium	Roughing to Medium	Medium	Roughing	
MR (12)	MW (12)	SS (12)	ST (12)	HR (12)	



Order Code		Reference	Dimensions (mm)							Insert	Kg	Stock	
R	L		D	H	h1	L1	L2	S	A			R	L
212334600	212334700	S25T DCLN R/L 12	25	23	11,5	300	40	17	31	CN.. 1204..	0,700	☉	☉
212334800	212334900	S32U DCLN R/L 12	32	30	15,0	350	50	22	39	CN.. 1204..	2,050	☉	☉
212335000	212335100	S40V DCLN R/L 12	40	37	18,5	400	60	27	48	CN.. 1204..	3,750	☉	☉

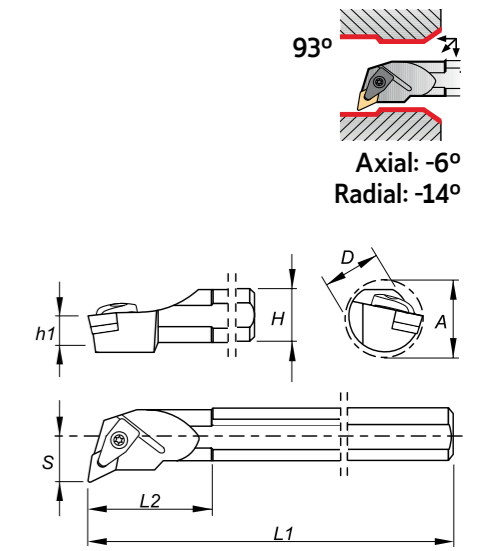
☉ Stock item | Item de stock      ○ Available under request | Disponibilidade sob consulta | Disponible bajo consulta

SPARE PARTS Complementos | Complementos

Cutter Reference	Shim	Shim Pin	Shim Pin Punch	Spring	Clamp	Screw
S25T DCLN R/L 12	CC120500	T06004001	M09513	GA07000	D0702800	SS40
S32U DCLN R/L 12	CC120500	D0601111	M09513	GA07000	D0702800	SS40
S40V DCLN R/L 12	CC120500	D0601411	M09513	GA07000	D0702800	SS40

(D) DIMPLE LOCK SYSTEM

Roughing	Finishing	Medium to Finishing	Medium to Finishing	Medium to Finishing	Medium	Medium
Flat (15)	MF (15)	MS (15)	SF (15)	LC (15)	PM (15)	MR (15)
Medium Wiper	Roughing to Medium	Medium	Roughing	Roughing to Medium	Medium to Finishing	Medium to Finishing
MW (15)	SS (15)	ST (15)	HR (15)	O1 (15)	O2 (15)	O3 (15)



Order Code		Reference	Dimensions (mm)							Insert	Kg	Stock	
R	L		D	H	h1	L1	L2	S	A			R	L
212335200	212335300	S32U DDUN R/L 15	32	30	15,0	350	50	22	39	DN.. 1506..	2,050	☉	☉
212335400	212335500	S40V DDUN R/L 15	40	37	18,5	400	60	27	48	DN.. 1506..	3,750	☉	☉

☉ Stock item | Item de stock      ○ Available under request | Disponibilidade sob consulta | Disponible bajo consulta

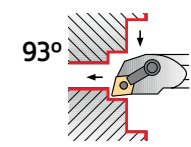
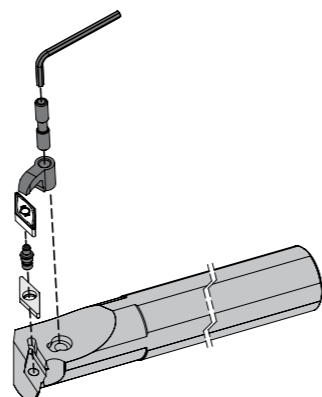
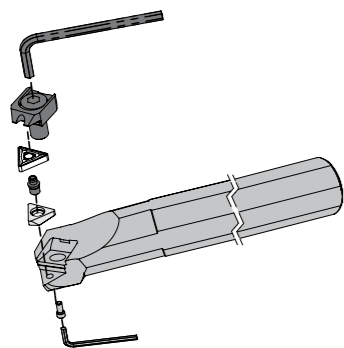
SPARE PARTS Complementos | Complementos

Cutter Reference	Shim	Shim Pin	Shim Pin Punch	Spring	Clamp	Screw
S32U DDUN R/L 15	CD150501	D0601111	M09513	GA07000	D0702800	SS40
S40V DDUN R/L 15	CD150501	D0601411	M09513	GA07000	D0702800	SS40

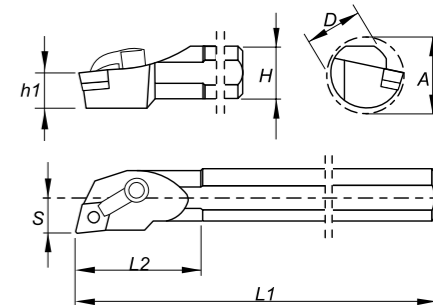
(M-K) DOUBLE LOCK SYSTEM

(M) WEDGE CLAMP SYSTEM

(M-K) DOUBLE LOCK SYSTEM



Axial: -5°  
Radial: -13,5°



Roughing	Finishing	Medium to Finishing	Medium to Finishing	Medium to Finishing	Medium
Flat (12)	MF (12)	MS (12)	SF (12)	LC (12)	PM (12)
Medium	Roughing to Medium	Roughing to Medium	Medium	Roughing	
MR (12)	MW (12)	SS (12)	ST (12)	HR (12)	

<b>MCLN-K 95°</b>  PAG C - 499 CN.. 1204..	<b>MDUN-K 93°</b>  PAG C - 500 DN.. 1506..	<b>MSKN-K 75°</b>  PAG C - 501 SN.. 1204..	<b>MTFN 90°</b>  PAG C - 502 TN.. 1604.. TN.. 2204..	<b>MTFN-K 90°</b>  PAG C - 503 TN.. 1604..	<b>MTUN 93°</b>  PAG C - 504 TN.. 1604.. TN.. 2204..
<b>MVUN-K 93°</b>  PAG C - 505 VN.. 1604..	<b>MWLN 95°</b>  PAG C - 506 WN.. 0604.. WN.. 0804..	<b>MWLN-K 95°</b>  PAG C - 507 WN.. 0804..			

Order Code		Reference	Dimensions (mm)							Insert	Kg	Stock	
R	L		D	H	h1	L1	L2	S	A			R	L
212335600	212335700	S25T MCLN R/L 12-K	25	23	11,5	300	33	17	31	CN.. 1204..	0,700	⊗	⊗
212335800	212335900	S32U MCLN R/L 12-K	32	30	15,0	350	50	22	39	CN.. 1204..	2,050	⊗	⊗
212336000	212336100	S40V MCLN R/L 12-K	40	37	18,5	400	60	27	48	CN.. 1204..	3,750	⊗	⊗

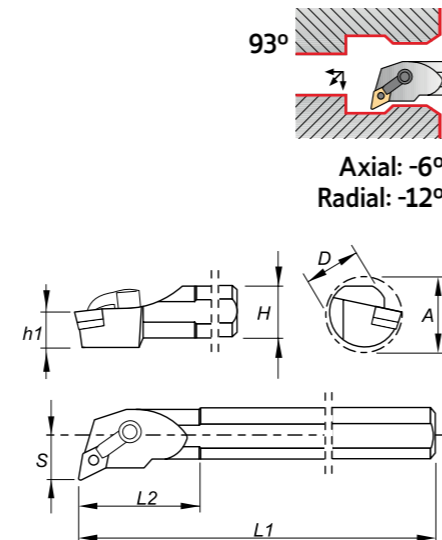
⊗ Stock item | Item de stock      ○ Available under request | Disponibilidade sob consulta | Disponible bajo consulta

SPARE PARTS Complementos | Complementos

Cutter Reference	Shim	Lock Pin	Lock Pin Punch	Clamp	Differential Screw	Clamp Wrench
S25T MCLN R/L 12-K	-	BS1-402	SS25	GA06000	F0602100	SS30
S32U MCLN R/L 12-K	CC120500	BS1-400	SS25	GA06000	F0602900	SS30
S40V MCLN R/L 12-K	CC120500	BS1-400	SS25	GA06000	F0602900	SS30

(M-K) DOUBLE LOCK SYSTEM

Finishing	Medium to Finishing	Medium to Finishing	Medium to Finishing	Medium	Medium	
MF	MS	SF	LC	PM	MR	
(15)	(15)	(15)	(15)	(15)	(15)	
Medium Wiper	Roughing to Medium	Medium	Roughing	Roughing to Medium	Medium to Finishing	Medium to Finishing
MW	SS	ST	HR	O1	O2	O3
(15)	(15)	(15)	(15)	(15)	(15)	(15)



Order Code		Reference	Dimensions (mm)							Insert	Kg	Stock	
R	L		D	H	h1	L1	L2	S	A			R	L
212245300	212336200	S25T MDUN R/L 15-K	25	23	11,5	300	40	17	31	DN.. 1506..	0,700	⊗	⊗
212336300	212336400	S32U MDUN R/L 15-K	32	30	15,0	350	50	22	39	DN.. 1506..	2,050	⊗	⊗
212245400	212336500	S40V MDUN R/L 15-K	40	37	18,5	400	60	27	48	DN.. 1506..	3,750	⊗	⊗

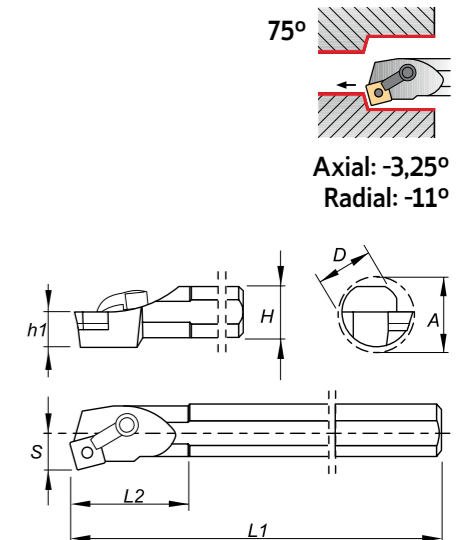
⊗ Stock item | Item de stock      ○ Available under request | Disponibilidade sob consulta | Disponible bajo consulta

SPARE PARTS Complementos | Complementos

Cutter Reference	Shim	Lock Pin	Lock Pin Punch	Clamp	Differential Screw	Clamp Wrench
S25T MDUN R/L 15-K	-	BS1-402	SS25	GA06001	F0602100	SS30
S32U MDUN R/L 15-K	CD150501	BS1-401	SS25	GA06001	F0602900	SS30
S40V MDUN R/L 15-K	CD150501	BS1-401	SS25	GA06001	F0602900	SS30

(M-K) DOUBLE LOCK SYSTEM

Roughing	Finishing	Medium to finishing	Medium
Flat	MF	SF	MR
(12)	(12)	(12)	(12)
Roughing to Medium	Medium	Roughing	
SS	ST	HR	
(12)	(12)	(12)	



Order Code		Reference	Dimensions (mm)							Insert	Kg	Stock	
R	L		D	H	h1	L1	L2	S	A			R	L
212336600	212336700	S32U MSKN R/L 12-K	32	33	15,0	350	50	22	39	SN.. 1204..	2,050	⊗	⊗
212336800	212336900	S40V MSKN R/L 12-K	40	37	18,5	400	60	27	48	SN.. 1204..	3,750	⊗	⊗

⊗ Stock item | Item de stock      ○ Available under request | Disponibilidade sob consulta | Disponible bajo consulta

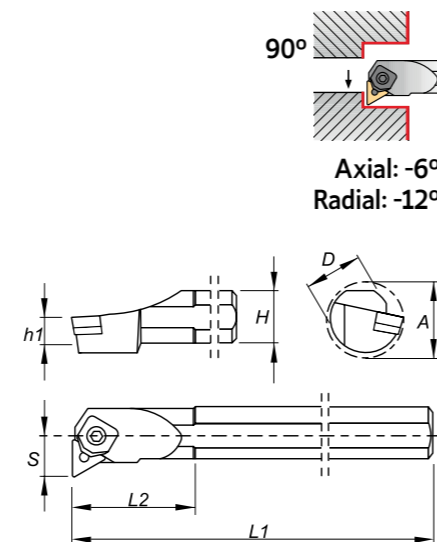
SPARE PARTS Complementos | Complementos

Cutter Reference	Shim	Lock Pin	Lock Pin Punch	Clamp	Differential Screw	Clamp Wrench
S32U MSKN R/L 12-K	CS120500	BS1-400	SS25	GA06000	F0602900	SS30
S40V MSKN R/L 12-K	CS120500	BS1-400	SS25	GA06000	F0602900	SS30



(M-K) DOUBLE LOCK SYSTEM

Roughing	Finishing	Medium to Finishing	Medium to Finishing	Medium to Finishing	Medium
Flat (16-22)	MF (16-22)	MS (16)	SF (16-22)	LC (16-22)	PM (16-22)
Medium	Roughing to Medium	Medium	Roughing	Medium to Finishing	
MR (16-22)	SS (16-22)	ST (16-22)	HR (16-22)	O1 (16)	



Order Code		Reference	Dimensions (mm)							Insert	Kg	Stock	
R	L		D	H	h1	L1	L2	S	A			R	L
212050300	212338100	S25T MTFN R/L 16	25	23	11,5	300	40	17	34	TN.. 1604..	0,700	☉	☉
212168200	212338200	S32U MTFN R/L 16	32	30	15,0	350	50	22	39	TN.. 1604..	2,050	☉	☉
212338300	212338400	S40V MTFN R/L 16	40	37	18,5	400	60	27	48	TN.. 1604..	3,750	☉	☉
212338500	212338600	S50W MTFN R/L 16	50	47	23,5	450	65	35	61	TN.. 1604..	6,500	☉	☉
212338700	212338800	S40V MTFN R/L 22	40	37	18,5	400	60	27	48	TN.. 2204..	3,750	☉	☉
212017500	212338900	S50W MTFN R/L 22	50	47	23,5	450	65	35	61	TN.. 2204..	6,500	☉	☉

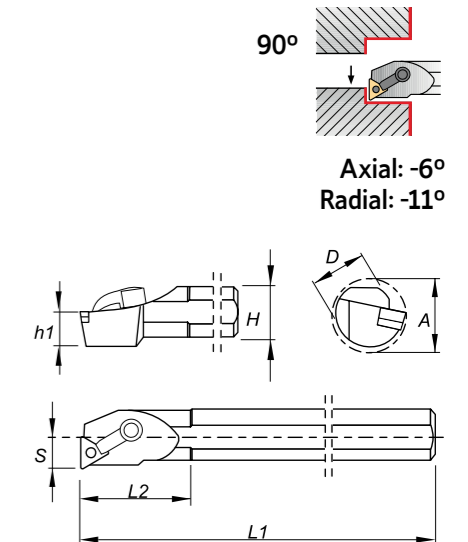
☉ Stock item | Item de stock      ○ Available under request | Disponibilidade sob consulta | Disponible bajo consulta

SPARE PARTS Complementos | Complementos

Cutter Reference	Shim	Lock Pin	Lock Pin Punch	Wedge Clamp	Wrench
S25T MTFN R/L 16	CT160302	BC04501	D0300691	GW08001	SS50
S32U MTFN R/L 16	CT160302	BC04501	D0300700	GW08001	SS50
S40V MTFN R/L 16	CT160302	BC04501	D0300700	GW08001	SS50
S50W MTFN R/L 16	CT160302	BC04501	D0300700	GW08001	SS50
S40V MTFN R/L 22	CT220500	BC06000	D0400900	GW08003	SS50
S50W MTFN R/L 22	CT220500	BC06000	D0400900	GW08003	SS50

(M-K) DOUBLE LOCK SYSTEM

Roughing	Finishing	Medium to Finishing	Medium to Finishing	Medium to Finishing	Medium
Flat (16)	MF (16)	MS (16)	SF (16)	LC (16)	PM (16)
Medium	Roughing to Medium	Medium	Roughing	Medium to Finishing	
MR (16)	SS (16)	ST (16)	HR (16)	O1 (16)	



Order Code		Reference	Dimensions (mm)							Insert	Kg	Stock	
R	L		D	H	h1	L1	L2	S	A			R	L
212337000	212337100	S25T MTFN R/L 16-K	25	23	11,5	300	40	17	31	TN.. 1604..	0,700	☉	☉
212337200	212337300	S32U MTFN R/L 16-K	32	30	15,0	350	50	22	39	TN.. 1604..	2,050	☉	☉
212337400	212337500	S40V MTFN R/L 16-K	40	37	18,5	400	60	27	48	TN.. 1604..	3,750	☉	☉

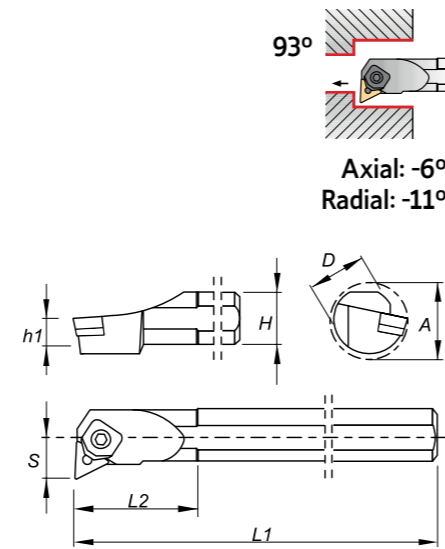
☉ Stock item | Item de stock      ○ Available under request | Disponibilidade sob consulta | Disponible bajo consulta

SPARE PARTS Complementos | Complementos

Cutter Reference	Shim	Lock Pin	Lock Pin Wrench	Clamp	Differential Screw	Clamp Wrench
S25T MTFN R/L 16-K	CT160304	BS05000	SS20	GA06000	F0602900	SS30
S32U MTFN R/L 16-K	CT160304	BS05000	SS20	GA06000	F0602900	SS30
S40V MTFN R/L 16-K	CT160304	BS05000	SS20	GA06000	F0602900	SS30

(M) WEDGE CLAMP SYSTEM

Roughing	Finishing	Medium to Finishing	Medium to Finishing	Medium to Finishing	Medium
Flat (16-22)	MF (16-22)	MS (16-22)	SF (16-22)	LC (16-22)	PM (16-22)
Medium	Roughing to Medium	Roughing to Medium	Medium	Roughing	Medium to Finishing
MR (16-22)	MW (16-22)	SS (16-22)	ST (16-22)	HR (16-22)	O1 (16)



Order Code		Reference	Dimensions (mm)						Insert	Kg	Stock		
R	L		D	H	h1	L1	L2	S			A	R	L
212339000	212339100	S25T MTUN R/L 16	25	23	11,5	300	40	17	34	TN.. 1604..	0,700	☉	☉
212339200	212339300	S32U MTUN R/L 16	32	30	15,0	350	50	22	39	TN.. 1604..	2,050	☉	☉
212339400	212339500	S40V MTUN R/L 16	40	37	18,5	400	60	27	48	TN.. 1604..	3,750	☉	☉
212339600	212339700	S50W MTUN R/L 16	50	47	23,5	450	65	35	61	TN.. 1604..	6,500	☉	☉
212339800	212339900	S40V MTUN R/L 22	40	37	18,5	400	60	27	48	TN.. 2204..	3,750	☉	☉
212340000	212340100	S50W MTUN R/L 22	50	47	23,5	450	65	35	61	TN.. 2204..	6,500	☉	☉

☉ Stock item | Item de stock

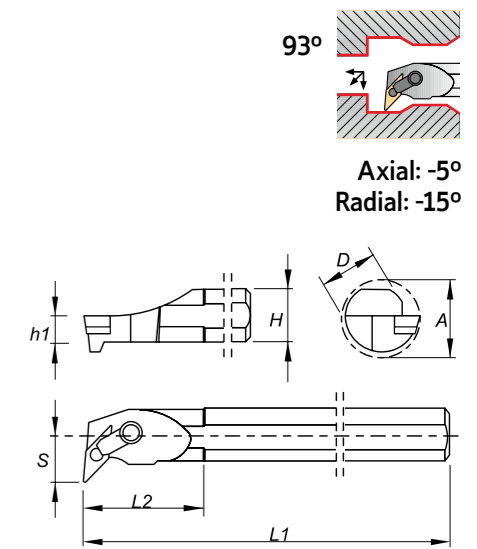
○ Available under request | Disponibilidade sob consulta | Disponible bajo consulta

SPARE PARTS Complementos | Complementos

Cutter Reference	Shim	Lock Pin	Lock Pin Punch	Wedge Clamp	Wrench
S25T MTUN R/L 16	CT160302	BC04501	D0300691	GW08001	SS50
S32U MTUN R/L 16	CT160302	BC04501	D0300700	GW08001	SS50
S40V MTUN R/L 16	CT160302	BC04501	D0300700	GW08001	SS50
S50W MTUN R/L 16	CT160302	BC04501	D0300700	GW08001	SS50
S40V MTUN R/L 22	CT220500	BC06000	D0400900	GW08003	SS50
S50W MTUN R/L 22	CT220500	BC06000	D0400900	GW08003	SS50

(M-K) DOUBLE LOCK SYSTEM

Roughing	Medium to Finishing	Medium to Finishing	Medium to Finishing
Flat (16)	MS (16)	SF (16)	LC (16)
Medium	Roughing to Medium	Medium	
MR (16)	SS (16)	ST (16)	



Order Code		Reference	Dimensions (mm)						Insert	Kg	Stock		
R	L		D	H	h1	L1	L2	S			A	R	L
212050400	212337600	S25T MVUN R/L 16-K	25	23	11,5	300	40	17	31	VN.. 1604..	0,700	☉	☉
212337700	212337800	S32U MVUN R/L 16-K	32	30	15,0	350	50	22	39	VN.. 1604..	2,050	☉	☉
212337900	212338000	S40V MVUN R/L 16-K	40	37	18,5	400	60	27	48	VN.. 1604..	3,750	☉	☉

☉ Stock item | Item de stock

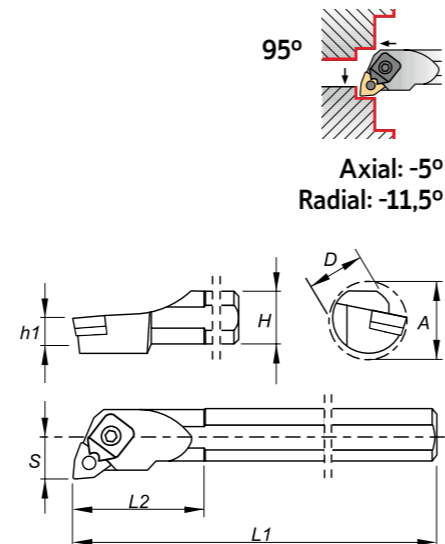
○ Available under request | Disponibilidade sob consulta | Disponible bajo consulta

SPARE PARTS Complementos | Complementos

Cutter Reference	Shim	Lock Pin	Lock Pin Wrench	Clamp	Differential Screw	Clamp Wrench
S25T MVUN R/L 16-K	CV160301	BS05000	SS20	GA06001	F0602100	SS30
S32U MVUN R/L 16-K	CV160301	BS05000	SS20	GA06001	F0602900	SS30
S40V MVUN R/L 16-K	CV160301	BS05000	SS20	GA06001	F0602900	SS30

(M) WEDGE CLAMP SYSTEM

Roughing	Finishing	Medium to Finishing	Medium to Finishing	Medium to Finishing	Medium
Flat (08)	MF (06-08)	MS (06-08)	SF (06-08)	LC (08)	PM (08)
Medium	Medium Wiper	Roughing to Medium	Medium	Roughing	
MR (06-08)	MW (06-08)	SS (06-08)	ST (08)	HR (08)	



Order Code		Reference	Dimensions (mm)							Insert	Kg	Stock	
R	L		D	H	h1	L1	L2	S	A			R	L
212050500	212340200	S20S MWLN R/L 06	20	18	9,0	250	36	13	27	WN.. 0604..	0,550	☉	☉
212340300	212340400	S25T MWLN R/L 06	25	23	11,5	300	40	17	31	WN.. 0604..	0,700	☉	☉
212340500	212340600	S32U MWLN R/L 06	32	30	15,0	350	50	22	39	WN.. 0604..	2,050	☉	☉
212054400	212340700	S25T MWLN R/L 08	25	23	11,5	300	40	17	31	WN.. 0804..	0,700	☉	☉
212044100	212044000	S32U MWLN R/L 08	32	30	15,0	350	50	22	39	WN.. 0804..	2,050	☉	☉
212340800	212340900	S40V MWLN R/L 08	40	37	18,5	400	60	27	48	WN.. 0804..	3,750	☉	☉
212341000	212341100	S50W MWLN R/L 08	50	47	23,5	450	65	35	61	WN.. 0804..	6,500	☉	☉

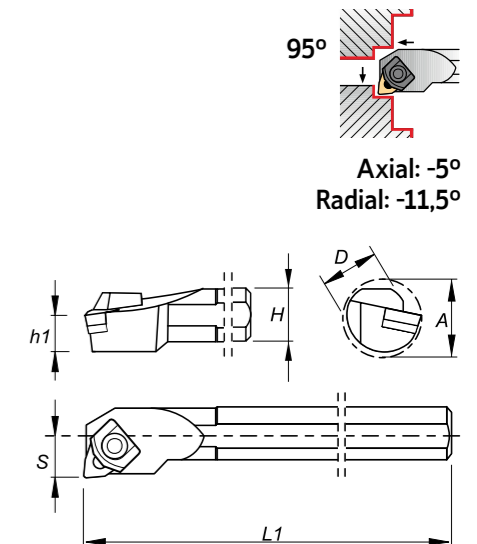
☉ Stock item | Item de stock      ○ Available under request | Disponibilidade sob consulta | Disponible bajo consulta

SPARE PARTS Complementos | Complementos

Cutter Reference	Shim	Lock Pin	Lock Pin Punch	Wedge Clamp	Wrench
S20S MWLN R/L 06	-	BC04502	D0300691	GW05000	SS25
S25T MWLN R/L 06	CW060300	BC04501	D0300691	GW05000	SS25
S32U MWLN R/L 06	CW060300	BC04501	D0300691	GW05000	SS25
S25T MWLN R/L 08	-	BC06001	D0400691	GW08000	SS25
S32U MWLN R/L 08	CW080500	BC06000	D0400691	GW08000	SS25
S40V MWLN R/L 08	CW080500	BC06000	D0400691	GW08000	SS25
S50W MWLN R/L 08	CW080500	BC06000	D0400691	GW08000	SS25

(M-K) DOUBLE LOCK SYSTEM

Roughing	Finishing	Medium to Finishing	Medium to Finishing	Medium to Finishing	Medium
Flat (08)	MF (08)	MS (08)	SF (08)	LC (08)	PM (08)
Medium	Medium Wiper	Roughing to Medium	Medium	Roughing	
MR (08)	MW (08)	SS (08)	ST (08)	HR (08)	

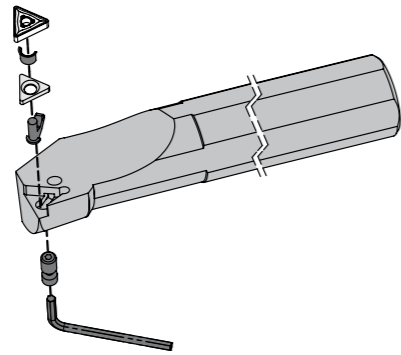


Order Code		Reference	Dimensions (mm)							Insert	Kg	Stock	
R	L		D	H	h1	L1	L2	S	A			R	L
212341200	212341300	S25T MWLN R/L 08-K	25	23	11,5	300	40	17	31	WN.. 0804..	0,700	☉	☉
212341400	212341500	S32U MWLN R/L 08-K	32	30	15,0	350	50	22	39	WN.. 0804..	2,050	☉	☉
212341600	212341700	S40V MWLN R/L 08-K	40	37	18,5	400	60	27	48	WN.. 0804..	3,750	☉	☉
212341800	212341900	S50W MWLN R/L 08-K	50	47	23,5	450	65	35	61	WN.. 0804..	6,500	☉	☉

☉ Stock item | Item de stock      ○ Available under request | Disponibilidade sob consulta | Disponible bajo consulta

SPARE PARTS Complementos | Complementos

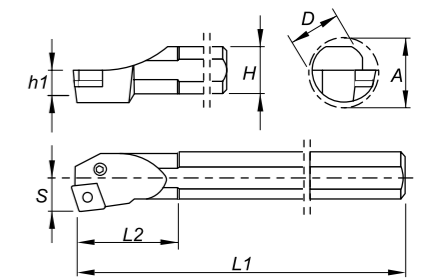
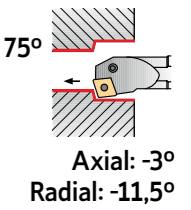
Cutter Reference	Shim	Lock Pin	Lock Pin Screw	Wedge Clamp	Wrench
S25T MWLN R/L 08-K	-	BC06001	D0400691	GW06000	SS25
S32U MWLN R/L 08-K	CW080500	BC06000	D0400691	GW06000	SS25
S40V MWLN R/L 08-K	CW080500	BC06000	D0400691	GW06000	SS25
S50W MWLN R/L 08-K	CW080500	BC06000	D0400691	GW06000	SS25



<b>PCKN 75°</b>  PAG C - 509 CN.. 1204.. CN.. 1606.. CN.. 1906..	<b>PCLN 95°</b>  PAG C - 510 CN.. 0903.. ... CN.. 1906..	<b>A-PCLN 95°</b>  PAG C - 511 CN.. 0903.. ... CN.. 1204..	<b>PDUN 93°</b>  PAG C - 512 DN.. 1104.. DN.. 1506..	<b>A-PDUN 93°</b>  PAG C - 513 DN.. 1104.. DN.. 1506..	<b>PDUN 93° - BT</b>  PAG C - 514 DN.. 1506..
<b>PSKN 75°</b>  PAG C - 515 SN.. 1204.. SN.. 1906..	<b>A-PSKN 75°</b>  PAG C - 516 SN.. 1204..	<b>A-PSSN 45°</b>  PAG C - 517 SN.. 1204..	<b>PTFN 90°</b>  PAG C - 518 TN.. 1604.. TN.. 2204..	<b>A-PTFN 90°</b>  PAG C - 519 TN.. 1604.. TN.. 2204..	<b>PWLN 95°</b>  PAG C - 520 WN.. 0604.. WN.. 0804..
<b>A-PWLN 95°</b>  PAG C - 521 WN.. 0604.. WN.. 0804..					

(P) LEVER LOCK SYSTEM

Roughing	Finishing	Medium to Finishing	Medium to Finishing	Medium to Finishing	Medium	Medium
Flat  (12-16-19)	MF  (12)	MS  (12)	SF  (12)	LC  (12)	MR  (12-16-19)	PM  (12)
Medium	Roughing to Medium	Medium	Roughing	Heavy to Roughing	Heavy to Roughing	Heavy to Roughing
MW  (12)	SS  (12-16-19)	ST  (12-16-19)	HR  (12-16-19)	RP  (19)	HY  (19)	HZ  (19)



Order Code		Reference	Dimensions (mm)							Insert	Kg	Stock	
R	L		D	H	h1	L1	L2	S	A			R	L
212342000	212342100	S25T PCKN R 12	25	23	11,5	300	40	17	31	CN.. 1204..	0,700	⊗	⊗
212342200	212342300	S32U PCKN R 12	32	30	15,0	350	50	22	39	CN.. 1204..	2,050	⊗	⊗
212342400	212342500	S40V PCKN R 12	40	37	18,5	400	60	27	48	CN.. 1204..	3,750	⊗	⊗
212342600	212342700	S50W PCKN R 16	50	47	23,5	450	65	35	61	CN.. 1606..	6,500	⊗	⊗
212342800	212342900	S50W PCKN R 19	50	47	23,5	450	65	35	61	CN.. 1906..	6,500	⊗	⊗

⊗ Stock item | Item de stock















○ Available under request | Disponibilidade sob consulta | Disponible bajo consulta

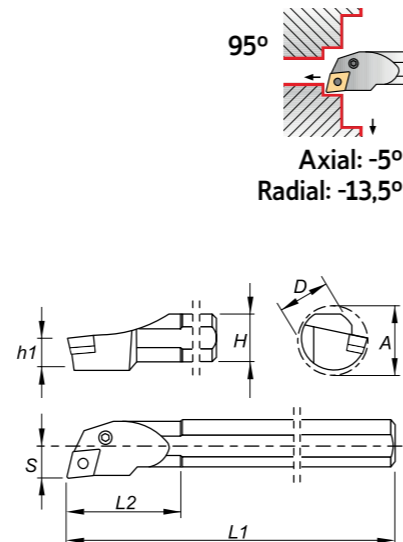
SPARE PARTS Complementos | Complementos

Cutter Reference	Shim	Shim Pin	Shim Pin Punch	Lever	Lever Screw	Wrench
S25T PCKN R 12	-	-	-	AN12100	PA0601300	SS25
S32U PCKN R 12	CC120301	BE05500	BF47509	AC13200	PA0801700	SS30
S40V PCKN R 12	CC120301	BE05500	BF47509	AN13100	PA0802100	SS30
S50W PCKN R 16	CC160500	BE07000	BF65012	AN17100	PA0802300	SS30
S50W PCKN R 19	CC190500	BE08500	BF80012	AN20800	PA1002700	SS40



(P) LEVER LOCK SYSTEM

Roughing	Finishing	Medium to Finishing	Medium to Finishing	Medium to Finishing	Medium	Medium
<b>Flat</b>  (09-12-16-19)	<b>MF</b>  (09-12)	<b>MS</b>  (12)	<b>SF</b>  (12)	<b>LC</b>  (12)	<b>MR</b>  (09-12-16-19)	<b>PM</b>  (12)
Medium	Roughing to Medium	Medium	Roughing	Heavy to Roughing	Heavy to Roughing	Heavy to Roughing
<b>MW</b>  (12)	<b>SS</b>  (09-12-16-19)	<b>ST</b>  (09-12-16-19)	<b>HR</b>  (12-16-19)	<b>RP</b>  (19)	<b>HY</b>  (19)	<b>HZ</b>  (19)














Order Code		Reference	Dimensions (mm)							Insert	Kg	Stock	
R	L		D	H	h1	L1	L2	S	A			R	L
212247000	212343000	S16R PCLN R/L 09	16	15	7,5	200	26	11	20	CN.. 0903..	0,300	☉	☉
212050600	212343100	S20S PCLN R/L 09	20	18	9,0	250	29	13	25	CN.. 0903..	0,550	☉	☉
212247100	212343200	S25T PCLN R/L 09	25	23	11,5	300	33	17	32	CN.. 0903..	0,700	☉	☉
212048400	212343300	S25T PCLN R/L 12	25	23	11,5	300	40	17	31	CN.. 1204..	0,700	☉	☉
212169900	212343400	S32U PCLN R/L 12	32	30	15,0	350	50	22	39	CN.. 1204..	2,050	☉	☉
212247200	212017300	S40V PCLN R/L 12	40	37	18,5	400	60	27	48	CN.. 1204..	3,750	☉	☉
212343500	212343600	S50W PCLN R/L 12	50	47	23,5	450	65	35	61	CN.. 1204..	6,500	☉	☉
212017700	212343700	S50W PCLN R/L 16	50	47	23,5	450	65	35	61	CN.. 1606..	6,500	☉	☉
212017800	212017600	S50W PCLN R/L 19	50	47	23,5	450	65	35	61	CN.. 1906..	6,500	☉	☉

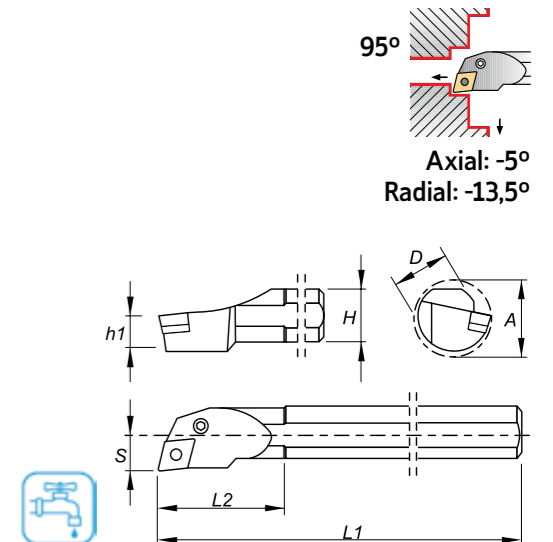
☉ Stock item | Item de stock      ○ Available under request | Disponibilidade sob consulta | Disponible bajo consulta

SPARE PARTS Complementos | Complementos

Cutter Reference	Shim	Shim Pin	Shim Pin Punch	Lever	Lever Screw	Wrench
S16R PCLN R/L 09	-	-	-	AN07800	PA0501200	SS20
S20S PCLN R/L 09	-	-	-	AN07800	PA0501200	SS20
S25T PCLN R/L 09	CC090300	BE04400	BF40009	AN01200	PA0601300	SS25
S25T PCLN R/L 12	-	-	-	AN12100	PA0601300	SS25
S32U PCLN R/L 12	CC120301	BE05500	BF47509	AC13200	PA0801700	SS30
S40V PCLN R/L 12	CC120301	BE05500	BF47509	AN13100	PA0802100	SS30
S50W PCLN R/L 12	CC120301	BE05500	BF47509	AN13100	PA0802100	SS30
S50W PCLN R/L 16	CC160500	BE07000	BF65012	AN17100	PA0802300	SS30
S50W PCLN R/L 19	CC190500	BE08300	BF80012	AN20200	PA1002700	SS40

(P) LEVER LOCK SYSTEM

Roughing	Finishing	Medium to Finishing	Medium to Finishing	Medium to Finishing	Medium
<b>Flat</b>  (09-12)	<b>MF</b>  (09-12)	<b>MS</b>  (12)	<b>SF</b>  (12)	<b>LC</b>  (12)	<b>PM</b>  (12)
Medium	Medium	Roughing to Medium	Medium	Roughing	
<b>MR</b>  (09-12)	<b>MW</b>  (12)	<b>SS</b>  (09-12)	<b>ST</b>  (09-12)	<b>HR</b>  (12)	



Order Code		Reference	Dimensions (mm)							Insert	Kg	Stock	
R	L		D	H	h1	L1	L2	S	A			R	L
212343800	212343900	A16M PCLN R/L 09	16	15	7,5	150	26	11	20	CN.. 0903..	0,200	☉	☉
212344000	212344100	A20Q PCLN R/L 09	20	18	9,0	180	29	13	25	CN.. 0903..	0,400	☉	☉
212344200	212344300	A25R PCLN R/L 12	25	23	11,5	200	40	17	31	CN.. 1204..	0,700	☉	☉
212344400	212344500	A32S PCLN R/L 12	32	30	15,0	250	50	22	39	CN.. 1204..	1,400	☉	☉
212344600	212344700	A40T PCLN R/L 12	40	37	18,5	300	60	27	48	CN.. 1204..	2,650	☉	☉

☉ Stock item | Item de stock      ○ Available under request | Disponibilidade sob consulta | Disponible bajo consulta

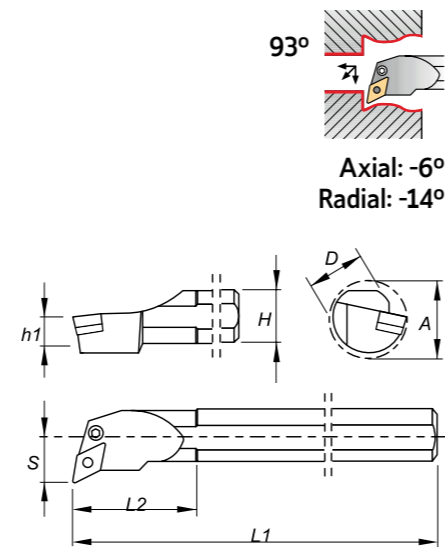
SPARE PARTS Complementos | Complementos

Cutter Reference	Shim	Shim Pin	Shim Pin Punch	Lever	Lever Screw	Wrench
A16M PCLN R/L 09	-	-	-	AN07800	PA0501200	SS20
A20Q PCLN R/L 09	-	-	-	AN07800	PA0501200	SS20
A25R PCLN R/L 12	-	-	-	AN12100	PA0601300	SS25
A32S PCLN R/L 12	CC120301	BE05500	BF47509	AC13200	PA0801700	SS30
A40T PCLN R/L 12	CC120301	BE05500	BF47509	AN13100	PA0802100	SS30



(P) LEVER LOCK SYSTEM

Roughing	Finishing	Medium to Finishing	Medium to Finishing	Medium to Finishing	Medium	Medium
Flat MF (11-15)	MF (11-15)	MS (15)	SF (11-15)	LC (15)	PM (15)	MR (11-15)
Medium Wiper	Roughing to Medium	Medium	Roughing	Roughing to Medium	Medium to Finishing	Medium to Finishing
MW (15)	SS (11-15)	ST (11-15)	HR (15)	O1 (15)	O2 (15)	O3 (15)



Order Code		Reference	Dimensions (mm)							Insert	Kg	Stock	
R	L		D	H	h1	L1	L2	S	A			R	L
212079300	212344800	S25T PDUN R/L 11	25	23	11,5	300	35	17	32	DN.. 1104..	0,700	⊗	⊗
212247300	212344900	S32U PDUN R/L 11	32	30	15,0	350	40	22	40	DN.. 1104..	2,050	⊗	⊗
212079400	212079500	S32U PDUN R/L 15	32	30	15,0	350	50	22	39	DN.. 1506..	2,050	⊗	⊗
212345000	212345100	S40V PDUN R/L 15	40	37	18,5	400	60	27	48	DN.. 1506..	3,750	⊗	⊗
212018000	212017900	S50W PDUN R/L 15	50	47	23,5	450	65	35	61	DN.. 1506..	6,500	⊗	⊗

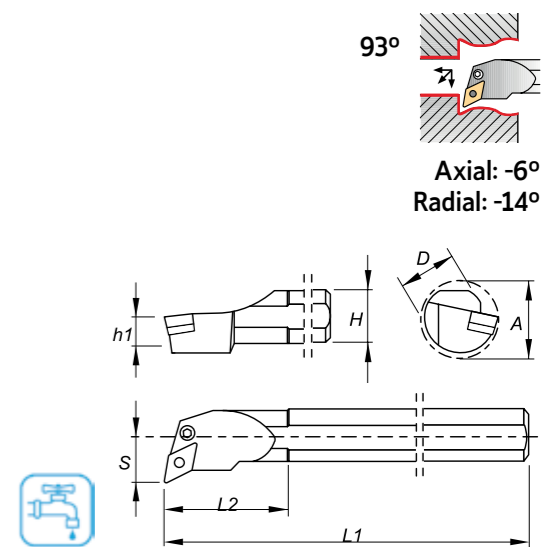
⊗ Stock item | Item de stock      ○ Available under request | Disponibilidade sob consulta | Disponible bajo consulta

SPARE PARTS Complementos | Complementos

Cutter Reference	for inserts DN.. 1504..								
	Shim	Shim Pin	Shim Pin Punch	Lever	Lever Screw	Wrench	Shim	Shim Pin	
S25T PDUN R/L 11	CD110300	BE04400	BF40009	AN01200	PA0601700	SS25	-	-	
S32U PDUN R/L 11	CD110300	BE04400	BF40009	AN01200	PA0601700	SS25	-	-	
S32U PDUN R/L 15	CD150300	BE05500	BF47509	AN14700	PA0801700	SS30	CD150500	BE05401	
S40V PDUN R/L 15	CD150300	BE05500	BF47509	AN14700	PA0802101	SS30	CD150500	BE05401	
S50W PDUN R/L 15	CD150300	BE05500	BF47509	AN14700	PA0802101	SS30	CD150500	BE05401	

(P) LEVER LOCK SYSTEM

Roughing	Finishing	Medium to Finishing	Medium to Finishing	Medium to Finishing	Medium	Medium
Flat MF (11-15)	MF (11-15)	MS (15)	SF (11-15)	LC (15)	PM (15)	MR (11-15)
Medium Wiper	Roughing to Medium	Medium	Roughing	Roughing to Medium	Medium to Finishing	Medium to Finishing
MW (15)	SS (11-15)	ST (11-15)	HR (15)	O1 (15)	O2 (15)	O3 (15)



Order Code		Reference	Dimensions (mm)							Insert	Kg	Stock	
R	L		D	H	h1	L1	L2	S	A			R	L
212345200	212345300	A25R PDUN R/L 11	25	23	11,5	200	40	17	31	DN.. 1104..	0,700	⊗	⊗
212345400	212345500	A32S PDUN R/L 15	32	30	15,0	250	50	22	39	DN.. 1506..	1,400	⊗	⊗
212345600	212345700	A40T PDUN R/L 15	40	37	18,5	300	60	27	48	DN.. 1506..	2,650	⊗	⊗

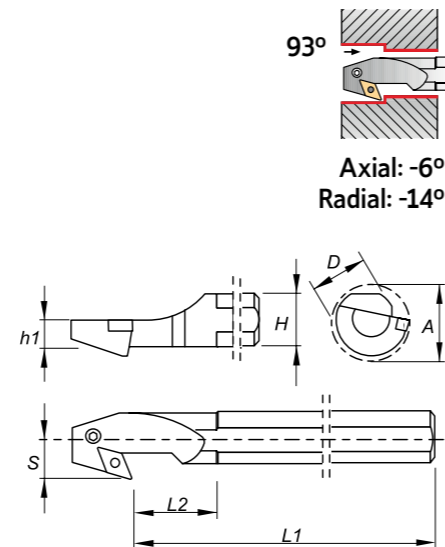
⊗ Stock item | Item de stock      ○ Available under request | Disponibilidade sob consulta | Disponible bajo consulta

SPARE PARTS Complementos | Complementos

Cutter Reference	for inserts DN.. 1504..								
	Shim	Shim Pin	Shim Pin Punch	Lever	Lever Screw	Wrench	Shim	Shim Pin	
A25R PDUN R/L 11	CD110300	BE04400	BF40009	AN01200	PA0601700	SS25	-	-	
A32S PDUN R/L 15	CD150300	BE05500	BF47509	AN14700	PA0801700	SS30	CD150500	BE05401	
A40T PDUN R/L 15	CD150300	BE05500	BF47509	AN14700	PA0802101	SS30	CD150500	BE05401	

(P) LEVER LOCK SYSTEM

Roughing	Finishing	Medium to Finishing	Medium to Finishing	Medium to Finishing	Medium	Medium
Flat	MF	MS	SF	LC	PM	MR
(15)	(15)	(15)	(15)	(15)	(15)	(15)
Medium Wiper	Roughing to Medium	Medium	Roughing	Roughing to Medium	Medium to Finishing	Medium to Finishing
MW	SS	ST	HR	O1	O2	O3
(15)	(15)	(15)	(15)	(15)	(15)	(15)



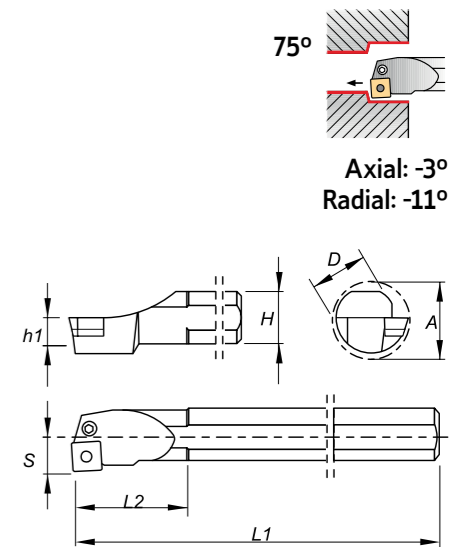
Order Code		Reference	Dimensions (mm)							Insert	Kg	Stock	
R	L		D	H	h1	L1	L2	S	A			R	L
212345800	212345900	S32U PDUN R/L 15-BT	32	30	15,0	350	50	22	39	DN.. 1506..	2,050	⊗	⊗
212346000	212346100	S40V PDUN R/L 15-BT	40	37	18,5	400	60	27	48	DN.. 1506..	3,750	⊗	⊗
212346200	212346300	S50W PDUN R/L 15-BT	50	47	23,5	450	65	35	61	DN.. 1506..	6,500	⊗	⊗

⊗ Stock item | Item de stock

○ Available under request | Disponibilidade sob consulta | Disponible bajo consulta

(P) LEVER LOCK SYSTEM

Roughing	Finishing	Medium to finishing	Medium	Roughing to Medium
Flat	MF	SF	MR	SS
(12-19)	(12)	(12)	(12-19)	(12-19)
Medium	Roughing	Roughing	Heavy to Roughing	Heavy to Roughing
ST	HR	RP	HY	HZ
(12-19)	(12-19)	(19)	(19)	(19)



Order Code		Reference	Dimensions (mm)							Insert	Kg	Stock	
R	L		D	H	h1	L1	L2	S	A			R	L
212050700	212346400	S25T PSKN R/L 12	25	23	11,5	300	40	17	31	SN.. 1204..	0,700	⊗	⊗
212346500	212346600	S32U PSKN R/L 12	32	30	15,0	350	50	22	39	SN.. 1204..	2,050	⊗	⊗
212346700	212346800	S40V PSKN R/L 12	40	37	18,5	400	60	27	48	SN.. 1204..	3,750	⊗	⊗
212346900	212347000	S50W PSKN R/L 19	50	47	23,5	450	65	35	61	SN.. 1906..	6,500	⊗	⊗

⊗ Stock item | Item de stock

○ Available under request | Disponibilidade sob consulta | Disponible bajo consulta

SPARE PARTS Complementos | Complementos

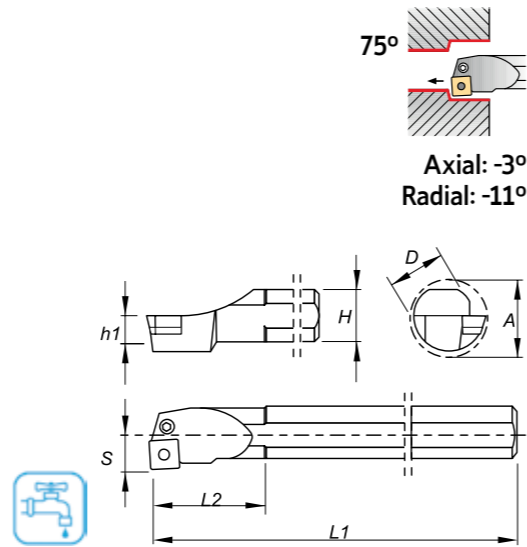
Cutter Reference	for inserts DN.. 1504..								
	Shim	Shim Pin	Shim Pin Punch	Lever	Lever Screw	Wrench	Shim	Shim Pin	
S32U PDUN R/L 15-BT	-	-	-	AN14700	PA0801700	SS30	-	-	
S40V PDUN R/L 15-BT	CD150300	BE05500	BF47509	AN14700	PA0802101	SS30	CD150500	BE05401	
S50W PDUN R/L 15-BT	CD150300	BE05500	BF47509	AN14700	PA0802101	SS30	CD150500	BE05401	

SPARE PARTS Complementos | Complementos

Cutter Reference	Shim	Shim Pin	Shim Pin Punch	Lever	Lever Screw	Wrench
	S25T PSKN R/L 12	-	-	-	AN12100	PA0601300
S32U PSKN R/L 12	CS120302	BE05500	BF47509	AC13200	PA0801700	SS30
S40V PSKN R/L 12	CS120302	BE05500	BF47509	AN13100	PA0802100	SS30
S50W PSKN R/L 19	CS190500	BE08300	BF80012	AN20200	PA1003000	SS40

(P) LEVER LOCK SYSTEM

Roughing	Finishing	Medium	Medium
Flat (12)	MF (12)	SF (12)	MR (12)
Roughing to Medium	Medium	Roughing	
SS (12)	ST (12)	HR (12)	



Order Code		Reference	Dimensions (mm)							Insert	Kg	Stock	
R	L		D	H	h1	L1	L2	S	A			R	L
212347100	212347200	A25R PSKN R/L 12	25	23	11,5	200	40	17	31	SN.. 1204..	0,700	⊗	⊗
212347300	212347400	A32S PSKN R/L 12	32	30	15,0	250	50	22	39	SN.. 1204..	1,400	⊗	⊗
212347500	212347600	A40T PSKN R/L 12	40	37	18,5	300	60	27	48	SN.. 1204..	2,650	⊗	⊗

⊗ Stock item | Item de stock

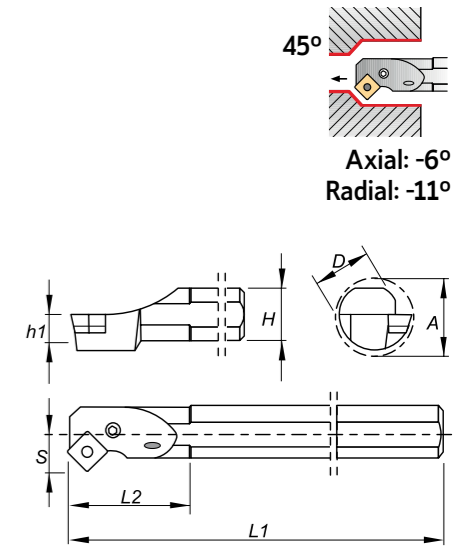
○ Available under request | Disponibilidade sob consulta | Disponible bajo consulta

SPARE PARTS Complementos | Complementos

Cutter Reference	Shim	Shim Pin	Shim Pin Punch	Lever	Lever Screw	Wrench
A25R PSKN R/L 12	-	-	-	AN12100	PA0601300	SS25
A32S PSKN R/L 12	CS120302	BE05500	BF47509	AC13200	PA0801700	SS30
A40T PSKN R/L 12	CS120302	BE05500	BF47509	AN13100	PA0802100	SS30

(P) LEVER LOCK SYSTEM

Roughing	Finishing	Medium	Medium
Flat (12)	MF (12)	SF (12)	MR (12)
Roughing to Medium	Medium	Roughing	
SS (12)	ST (12)	HR (12)	



Order Code		Reference	Dimensions (mm)							Insert	Kg	Stock	
R	L		D	H	h1	L1	L2	S	A			R	L
212347700	212347800	A25R PSSN R/L 12	25	23	11,5	200	40	17	31	SN.. 1204..	0,700	⊗	⊗
212347900	212348000	A32S PSSN R/L 12	32	30	15,0	250	50	22	39	SN.. 1204..	2,050	⊗	⊗

⊗ Stock item | Item de stock

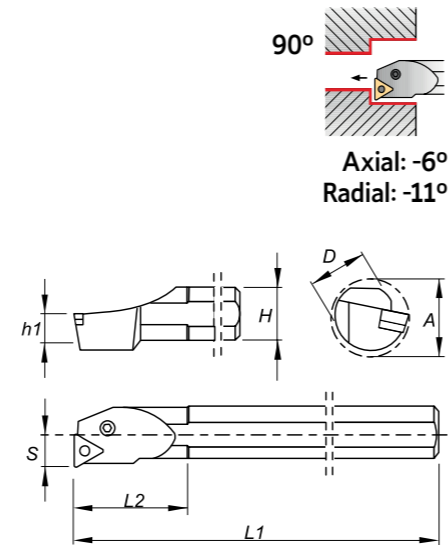
○ Available under request | Disponibilidade sob consulta | Disponible bajo consulta

SPARE PARTS Complementos | Complementos

Cutter Reference	Shim	Shim Pin	Shim Pin Punch	Lever	Lever Screw	Wrench
A25R PSKN R/L 12	-	-	-	AN12100	PA0601300	SS25
A32S PSKN R/L 12	CS120302	BE05500	BF47509	AC13200	PA0801700	SS30

(P) LEVER LOCK SYSTEM

Roughing	Finishing	Medium to Finishing	Medium to Finishing	Medium to Finishing	Medium
Flat (16-22)	MF (16-22)	MS (16)	SF (16-22)	LC (16-22)	PM (16-22)
Medium	Roughing to Medium	Medium	Roughing	Medium to Finishing	
MR (16-22)	SS (16-22)	ST (16-22)	HR (16-22)	O1 (16)	



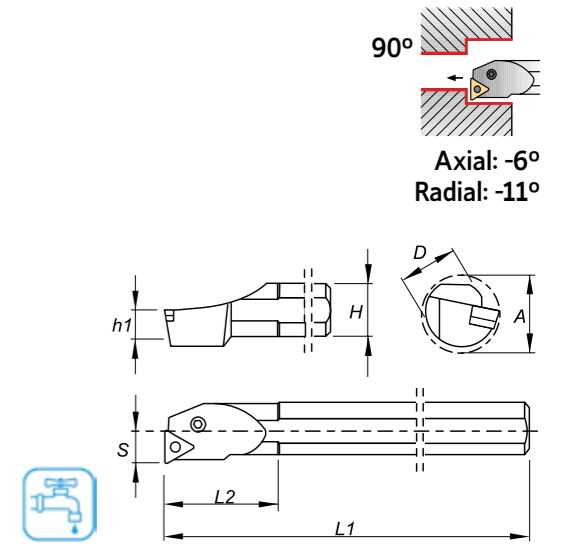
Order Code		Reference	Dimensions (mm)							Insert	Kg	Stock	
R	L		D	H	h1	L1	L2	S	A			R	L
212054300	212348100	S25T PTFN R/L 16	25	23	11,5	300	40	17	31	TN.. 1604..	0,700	⊗	⊗
212045000	212348200	S32U PTFN R/L 16	32	30	15,0	350	50	22	39	TN.. 1604..	2,050	⊗	⊗
212348300	212348400	S40V PTFN R/L 22	40	37	18,5	400	60	27	48	TN.. 2204..	3,750	⊗	⊗
212348500	212348600	S50W PTFN R/L 22	50	47	23,5	450	65	35	61	TN.. 2204..	6,500	⊗	⊗

⊗ Stock item | Item de stock

○ Available under request | Disponibilidade sob consulta | Disponible bajo consulta

(P) LEVER LOCK SYSTEM

Roughing	Finishing	Medium to Finishing	Medium to Finishing	Medium to Finishing	Medium
Flat (16-22)	MF (16-22)	MS (16)	SF (16-22)	LC (16-22)	PM (16-22)
Medium	Roughing to Medium	Medium	Roughing	Medium to Finishing	
MR (16-22)	SS (16-22)	ST (16-22)	HR (16-22)	O1 (16)	



Order Code		Reference	Dimensions (mm)							Insert	Kg	Stock	
R	L		D	H	h1	L1	L2	S	A			R	L
212348700	212348800	A25R PTFN R/L 16	25	23	11,5	200	40	17	31	TN.. 1604..	0,700	⊗	⊗
212348900	212349000	A32S PTFN R/L 16	32	30	15,0	250	50	22	39	TN.. 1604..	1,400	⊗	⊗
212349100	212349200	A40T PTFN R/L 22	40	37	18,5	300	60	27	48	TN.. 2204..	2,650	⊗	⊗

⊗ Stock item | Item de stock

○ Available under request | Disponibilidade sob consulta | Disponible bajo consulta

SPARE PARTS Complementos | Complementos

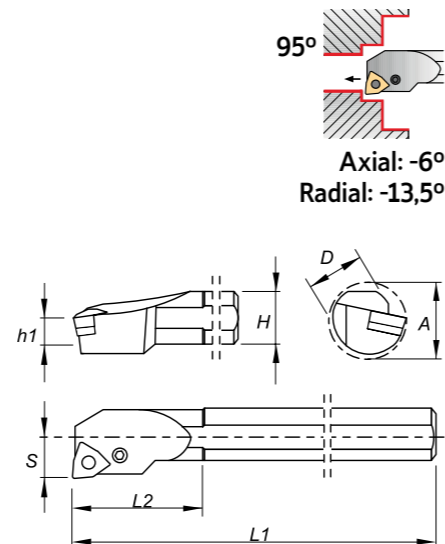
Cutter Reference	Shim	Shim Pin	Shim Pin Punch	Lever	Lever Screw	Wrench
S25T PTFN R/L 16	-	-	-	AN09500	PA0501200	SS20
S32U PTFN R/L 16	CT160303	BE04400	BF40009	AN01200	PA0601700	SS25
S40V PTFN R/L 22	CT220302	BE05500	BF47509	AN13100	PA0802100	SS30
S50W PTFN R/L 22	CT220302	BE05500	BF47509	AN13100	PA0802100	SS30

SPARE PARTS Complementos | Complementos

Cutter Reference	Shim	Shim Pin	Shim Pin Punch	Lever	Lever Screw	Wrench
A25R PTFN R/L 16	-	-	-	AN09500	PA0501200	SS20
A32S PTFN R/L 16	CT160303	BE04400	BF40009	AN01200	PA0601700	SS25
A40T PTFN R/L 22	CT220302	BE05500	BF47509	AN13100	PA0802100	SS30

(P) LEVER LOCK SYSTEM

Roughing	Finishing	Medium to Finishing	Medium to Finishing	Medium to Finishing	Medium
Flat (08)	MF (06-08)	MS (06-08)	SF (06-08)	LC (08)	PM (08)
Medium	Medium Wiper	Roughing to Medium	Medium	Roughing	
MR (06-08)	MW (06-08)	SS (06-08)	ST (08)	HR (08)	



Order Code		Reference	Dimensions (mm)							Insert	Kg	Stock	
R	L		D	H	h1	L1	L2	S	A			R	L
212046300	212349300	S16R PWLN R/L 06	16	15	7,5	200	24	11	20	WN..0604..	0,300	⊗	⊗
212219100	212349400	S20S PWLN R/L 06	20	18	9,0	250	36	13	27	WN..0604..	0,550	⊗	⊗
212249900	212349500	S25T PWLN R/L 06	25	23	11,5	300	40	17	31	WN..0604..	0,700	⊗	⊗
212046400	212349600	S25T PWLN R/L 08	25	23	11,5	300	40	17	31	WN..0804..	0,700	⊗	⊗
212349700	212349800	S32U PWLN R/L 08	32	30	15,0	350	50	22	39	WN..0804..	2,050	⊗	⊗
212349900	212350000	S40V PWLN R/L 08	40	37	18,5	400	60	27	48	WN..0804..	3,750	⊗	⊗

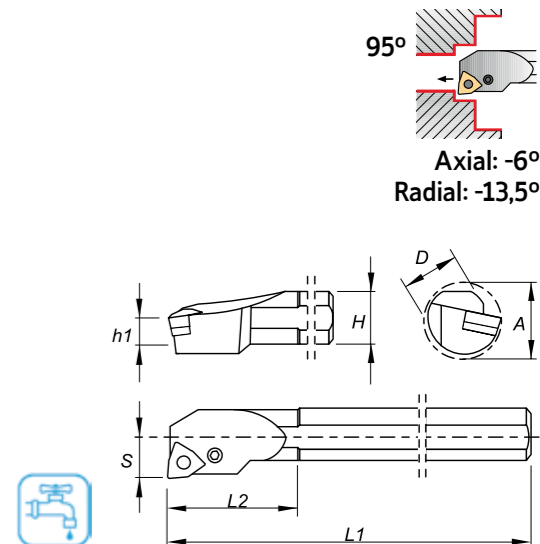
⊗ Stock item | Item de stock      ○ Available under request | Disponibilidade sob consulta | Disponible bajo consulta

SPARE PARTS Complementos | Complementos

Cutter Reference	Shim	Shim Pin	Shim Pin Punch	Lever	Lever Screw	Wrench
S16R PWLN R/L 06	-	-	-	AN09500	PA0501200	SS20
S20S PWLN R/L 06	-	-	-	AN09500	PA0501200	SS20
S25T PWLN R/L 06	CW060301	BE04400	BF40009	AN01200	PA0601700	SS25
S25T PWLN R/L 08	-	-	-	AC13200	PA0801700	SS30
S32U PWLN R/L 08	CW080300	BE05500	BF47509	AN13100	PA0802100	SS30
S40V PWLN R/L 08	CW080300	BE05500	BF47509	AN13100	PA0802100	SS30

(P) LEVER LOCK SYSTEM

Roughing	Finishing	Medium to Finishing	Medium to Finishing	Medium to Finishing	Medium
Flat (08)	MF (06-08)	MS (06-08)	SF (06-08)	LC (08)	PM (08)
Medium	Medium Wiper	Roughing to Medium	Medium	Roughing	
MR (06-08)	MW (06-08)	SS (06-08)	ST (08)	HR (08)	



Order Code		Reference	Dimensions (mm)							Insert	Kg	Stock	
R	L		D	H	h1	L1	L2	S	A			R	L
212350100	212350200	A16M PWLN R/L 06	16	15	7,5	150	24	11	20	WN..0604..	0,200	⊗	⊗
212350300	212350400	A20Q PWLN R/L 06	20	18	9,0	180	36	13	27	WN..0604..	0,400	⊗	⊗
212350500	212350600	A25R PWLN R/L 06	25	23	11,5	200	40	17	31	WN..0604..	0,700	⊗	⊗
212350700	212350800	A32S PWLN R/L 06	32	30	15,0	250	50	22	39	WN..0604..	1,400	⊗	⊗
212350900	212351000	A25R PWLN R/L 08	40	37	11,5	200	40	17	31	WN..0804..	0,700	⊗	⊗
212351300	212351400	A32S PWLN R/L 08	32	30	15,0	250	50	22	39	WN..0804..	1,400	⊗	⊗
212351100	212351200	A40T PWLN R/L 08	40	37	18,5	300	60	27	48	WN..0804..	2,650	⊗	⊗

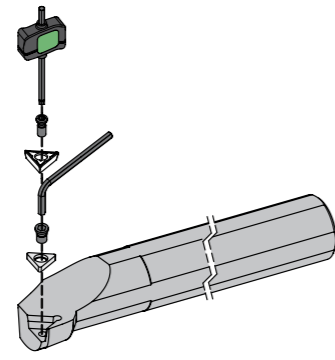
⊗ Stock item | Item de stock      ○ Available under request | Disponibilidade sob consulta | Disponible bajo consulta

SPARE PARTS Complementos | Complementos

Cutter Reference	Shim	Shim Pin	Shim Pin Punch	Lever	Lever Screw	Wrench
A16M PWLN R/L 06	-	-	-	AN09500	PA0501200	SS20
A20Q PWLN R/L 06	-	-	-	AN09500	PA0501200	SS20
A25R PWLN R/L 06	CW060301	BE04400	BF40009	AN01200	PA0601700	SS25
A32S PWLN R/L 06	CW060301	BE04400	BF40009	AN01200	PA0601700	SS25
A25R PWLN R/L 08	-	-	-	AC13200	PA0801700	SS30
A32S PWLN R/L 08	CW080300	BE05500	BF47509	AN13100	PA0802100	SS30
A40T PWLN R/L 08	CW080300	BE05500	BF47509	AN13100	PA0802100	SS30



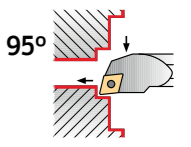
(S) CENTER SCREW SYSTEM



<b>SCLC 95°</b>  PAG C - 523 CC.. 0602.. CC.. 09T3.. CC.. 1204..	<b>A-SCLC 95°</b>  PAG C - 524 CC.. 0602.. CC.. 09T3.. CC.. 1204..	<b>E-SCLC 95°</b>  PAG C - 525 CC.. 0602.. CC.. 09T3..	<b>SCLCN 95°</b>  PAG C - 526 CC.. 0602.. CC.. 09T3.. CC.. 1204..		
<b>SDQC 107°30'</b>  PAG C - 527 DC.. 0702.. DC.. 11T3..	<b>A-SDQC 107°30'</b>  PAG C - 528 DC.. 0702.. DC.. 11T3..				
<b>SDUC 93°</b>  PAG C - 529 DC.. 0702.. DC.. 11T3..	<b>A-SDUC 93°</b>  PAG C - 530 DC.. 0702.. DC.. 11T3..	<b>E-SDUC 93°</b>  PAG C - 531 DC.. 0702..	<b>SDUC 93° - BT</b>  PAG C - 532 DC.. 0702.. DC.. 11T3..	<b>A-SDUC 93° - BT</b>  PAG C - 533 DC.. 0702.. DC.. 11T3..	
<b>SSKC 75°</b>  PAG C - 524 SC..09T3.. SC.. 1204..	<b>A-SSSC 45°</b>  PAG C - 525 SC.. 09T3..	<b>STFC 90°</b>  PAG C - 526 TC.. 0902.. TC.. 1102.. TC.. 16T3..	<b>A-STFC 90°</b>  PAG C - 527 TC.. 0902.. TC.. 1102.. TC.. 16T3..	<b>E-STFC 90°</b>  PAG C - 528 TC.. 0902.. TC.. 1102..	
<b>STUC 93°</b>  PAG C - 539 TC.. 1102.. TC.. 16T3..	<b>SVQC 107°30'</b>  PAG C - 540 VC.. 1103.. VC.. 1604..	<b>A-VQC 107°30'</b>  PAG C - 541 VC.. 1103.. VC.. 1604..	<b>SVUB 93°</b>  PAG C - 542 VB.. 1604..	<b>SVUC 93°</b>  PAG C - 543 VC.. 1103.. VC.. 1604..	<b>A-VUC 93°</b>  PAG C - 544 VC.. 1103.. VC.. 1604..
<b>SVJC 52°</b>  PAG C - 545 VC.. 1103.. VC.. 1604..					

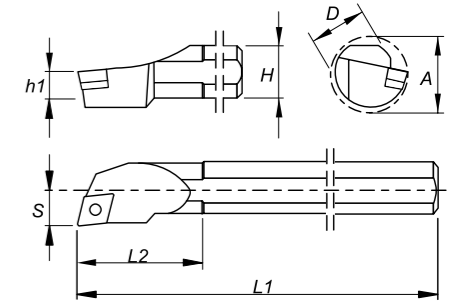
SCLC 95° | INTERNAL TOOLHOLDERS | Ferros de torno | Herramientas de torneado

(S) CENTER SCREW SYSTEM



Axial: 0°  
Radial: -6°

Finishing	Fine Finishing	Fine Finishing	Fine Finishing	Fine Finishing	Fine Finishing wiper	
Flat (06-09-12)	FP (06-09-12)	BO (06-09-12)	FM (06-09-12)	FK (06-09-12)	FW (06-09)	
Finishing	Finishing	Finishing	Finishing	Finishing wiper	Finishing to fine finishing	Finishing to fine finishing
LM (06-09-12)	MP (06-09-12)	MM (06-09-12)	MK (06-09-12)	MW (06-09-12)	FS (06-09)	LN (06-09-12)



Order Code		Reference	Dimensions (mm)							Insert	Kg	Stock	
R	L		D	H	h1	L1	L2	S	A			R	L
212046700	212141400	S08K SCLC R/L 06	8	7	3,5	125	16	5	11	CC.. 0602..	0,040	⊗	⊗
212039800	212141500	S10M SCLC R/L 06	10	9	4,5	150	25	7	13	CC.. 0602..	0,060	⊗	⊗
212047300	212141600	S12M SCLC R/L 06	12	11	5,5	150	25	9	16	CC.. 0602..	0,150	⊗	⊗
212079200	212141700	S12M SCLC R/L 09	12	11	5,5	150	25	9	16	CC.. 09T3..	0,150	⊗	⊗
212315200	212315300	S12Q SCLC R/L 09	12	11	5,5	180	25	9	16	CC.. 09T3..	0,150	⊗	⊗
212041600	212044200	S16R SCLC R/L 09	16	15	7,5	200	30	11	20	CC.. 09T3..	0,300	⊗	⊗
212141900	212141800	S20S SCLC R/L 09	20	18	9,0	250	35	13	24	CC.. 09T3..	0,550	⊗	⊗
212142100	212142000	S25T SCLC R7L 09	25	23	11,5	300	40	17	31	CC.. 09T3..	0,550	⊗	⊗
212047400	212142200	S20S SCLC R/L 12	20	18	9,0	250	35	13	24	CC.. 1204..	0,550	⊗	⊗
212045500	212142300	S25T SCLC R/L 12	25	23	11,5	300	40	17	31	CC.. 1204..	0,700	⊗	⊗
212142500	212142400	S32U SCLC R/L 12	32	30	15,0	350	50	22	39	CC.. 1204..	2,050	⊗	⊗
212142700	212142600	S40V SCLC R/L 12	40	37	18,5	400	60	27	48	CC.. 1204..	3,750	⊗	⊗
212142900	212142800	S50W SCLC R/L 12	50	47	23,5	450	65	35	61	CC.. 1204..	6,500	⊗	⊗

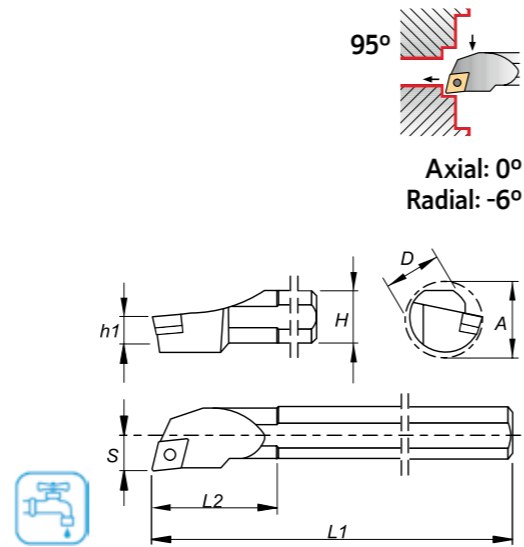
⊗ Stock item | Item de stock      ○ Available under request | Disponibilidade sob consulta | Disponible bajo consulta

SPARE PARTS Complementos | Complementos

Cutter Reference	Shim	Shim S crew	Screw	Wrench
S08K SCLC R/L 06	-	-	P0200601	XT07
S10M SCLC R/L 06	-	-	P0200601	XT07
S12M SCLC R/L 06	-	-	P0200601	XT07
S12M SCLC R/L 09	-	-	P0400802	XT15-S35
S12Q SCLC R/L 09	-	-	P0400802	XT15-S35
S16R SCLC R/L 09	-	-	P0400802	XT15-S35
S20S SCLC R/L 09	-	-	P0400802	XT15-S35
S25T SCLC R7L 09	-	-	P0400802	XT15-S35
S20S SCLC R/L 12	-	-	P0501200	XT15-S40
S25T SCLC R/L 12	-	-	P0501200	XT15-S40
S32U SCLC R/L 12	CC120401	T06004000	P0401400	XT15-S40
S40V SCLC R/L 12	CC120401	T06004000	P0401400	XT15-S40
S50W SCLC R/L 12	CC120401	T06004000	P0401400	XT15-S40

(S) CENTER SCREW SYSTEM

Finishing	Fine Finishing	Fine Finishing	Fine Finishing	Fine Finishing	Fine Finishing wiper	
Flat (06-09-12)	FP (06-09-12)	BO (06-09-12)	FM (06-09-12)	FK (06-09-12)	FW (06-09)	
Finishing	Finishing	Finishing	Finishing	Finishing wiper	Finishing to fine finishing	Finishing to fine finishing
LM (06-09-12)	MP (06-09-12)	MM (06-09-12)	MK (06-09-12)	MW (06-09-12)	FS (06-09)	LN (06-09-12)



Order Code		Reference	Dimensions (mm)							Insert	Kg	Stock	
R	L		D	H	h1	L1	L2	S	A			R	L
212315400	212315500	A08F SCLC R/L 06	8	7	3,5	80	16	5	11	CC.. 0602..	0,030	☉	☉
212315600	212315700	A10H SCLC R/L 06	10	9	4,5	100	25	7	13	CC.. 0602..	0,040	☉	☉
212315800	212315900	A12K SCLC R/L 06	12	11	5,5	125	25	9	16	CC.. 0602..	0,100	☉	☉
212316000	212316100	A16M SCLC R/L 09	16	15	7,5	150	30	11	20	CC.. 09T3..	0,200	☉	☉
212316200	212316300	A20Q SCLC R/L 09	20	18	9,0	180	35	13	24	CC.. 09T3..	0,400	☉	☉
212316400	212316500	A25R SCLC R/L 09	25	23	11,5	200	40	17	31	CC.. 09T3..	0,700	☉	☉
212316600	212316700	A32S SCLC R/L 12	32	30	15,0	250	50	22	39	CC.. 1204..	1,400	☉	☉
212316800	212316900	A40T SCLC R/L 12	40	37	18,5	300	60	27	48	CC.. 1204..	2,650	☉	☉

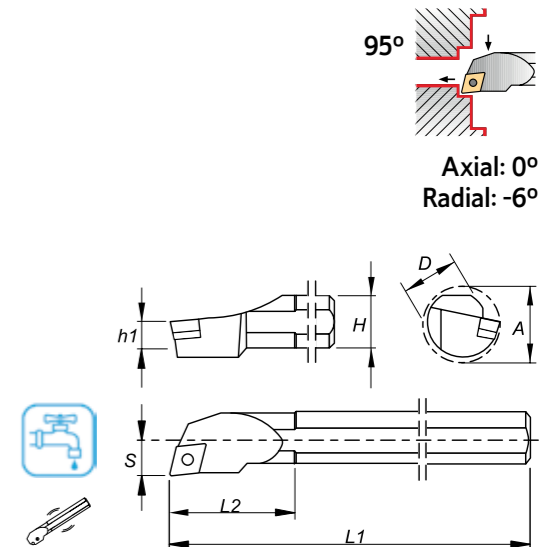
☉ Stock item | Item de stock    ○ Available under request | Disponibilidade sob consulta | Disponible bajo consulta

SPARE PARTS Complementos | Complementos

Cutter Reference	Shim	Shim S crew	Screw	Wrench
A08F SCLC R/L 06	-	-	P0200601	XT07
A10H SCLC R/L 06	-	-	P0200601	XT07
A12K SCLC R/L 06	-	-	P0200601	XT07
A16M SCLC R/L 09	-	-	P0400802	XT15-S35
A20Q SCLC R/L 09	-	-	P0400802	XT15-S35
A25R SCLC R/L 09	-	-	P0400802	XT15-S35
A32S SCLC R/L 12	CC120401	T06004000	P0401400	XT15-S40
A40T SCLC R/L 12	CC120401	T06004000	P0401400	XT15-S40

(S) CENTER SCREW SYSTEM

Finishing	Fine Finishing	Fine Finishing	Fine Finishing	Fine Finishing	Fine Finishing wiper	
Flat (06-09)	FP (06-09)	BO (06-09)	FM (06-09)	FK (06-09)	FW (06-09)	
Finishing	Finishing	Finishing	Finishing	Finishing wiper	Finishing to fine finishing	Finishing to fine finishing
LM (06-09)	MP (06-09)	MM (06-09)	MK (06-09)	MW (06-09)	FS (06-09)	LN (06-09)



Order Code		Reference	Dimensions (mm)							Insert	Kg	Stock	
R	L		D	H	h1	L1	L2	S	A			R	L
212317800	212317900	E08K SCLC R/L 06	8	7	3,5	125	16	5	11	CC.. 0602..	0,080	☉	☉
212318000	212318100	E10M SCLC R/L 06	10	9	4,5	150	25	7	13	CC.. 0602..	0,150	☉	☉
212317400	212318300	E12Q SCLC R/L 06	12	11	5,5	180	25	9	16	CC.. 0602..	0,250	☉	☉
212318400	212317600	E16R SCLC R/L 09	16	15	7,5	200	30	11	20	CC.. 09T3..	0,600	☉	☉

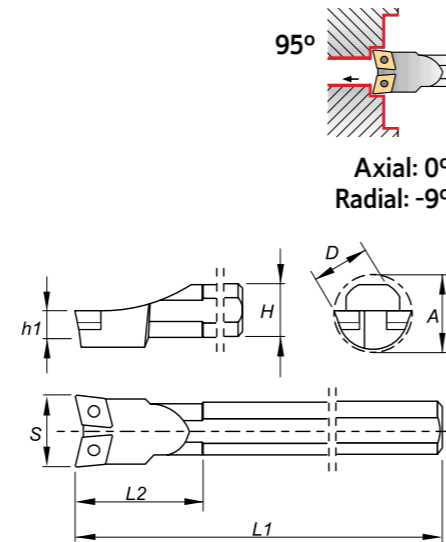
☉ Stock item | Item de stock    ○ Available under request | Disponibilidade sob consulta | Disponible bajo consulta

SPARE PARTS Complementos | Complementos

Cutter Reference	Screw	Wrench
J08K SCLC R/L 06	P0200601	XT07
J10M SCLC R/L 06	P0200601	XT07
J12M SCLC R/L 06	P0200601	XT07
J16R SCLC R/L 09	P0400802	XT15-S35

(S) CENTER SCREW SYSTEM

Finishing	Fine Finishing	Fine Finishing	Fine Finishing	Fine Finishing	Fine Finishing wiper	
Flat (06-09-12)	FP (06-09-12)	BO (06-09-12)	FM (06-09-12)	FK (06-09-12)	FW (06-09)	
Finishing	Finishing	Finishing	Finishing	Finishing wiper	Finishing to fine finishing	Finishing to fine finishing
LM (06-09-12)	MP (06-09-12)	MM (06-09-12)	MK (06-09-12)	MW (06-09-12)	FS (06-09)	LN (06-09-12)



Order Code	Reference	Dimensions (mm)							Insert	Kg	Stock
		D	H	h1	L1	L2	S	A			
212143000	S12M SCLC N 06	12	11	5,5	150	25	18	20	CC.. 0602..	0,150	☉
212143100	S16R SCLC N 06	16	15	7,5	200	30	22	25	CC.. 0602..	0,300	☉
212143200	S20S SCLC N 06	20	18	9,0	250	35	26	30	CC.. 0602..	0,550	☉
212143300	S25T SCLC N 09	25	23	11,5	300	40	34	40	CC.. 09T3..	0,700	☉
212143400	S32U SCLC N 12	32	30	15,0	350	50	44	50	CC.. 1204..	2,050	☉
212143500	S40V SCLC N 12	40	37	18,5	400	60	54	60	CC.. 1204..	3,750	☉
212143600	S50W SCLC N 12	50	47	23,5	450	65	62	68	CC.. 1204..	6,500	☉

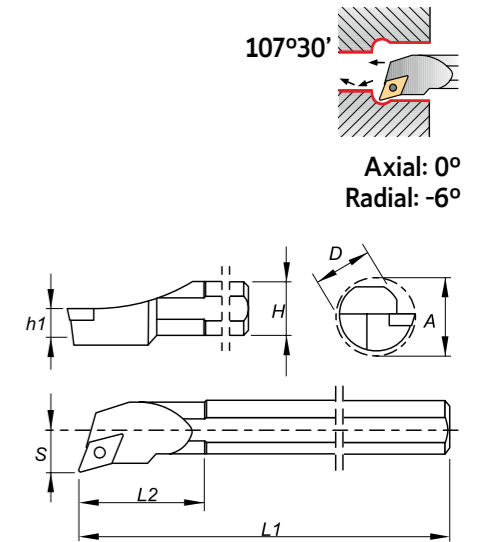
☉ Stock item | Item de stock    ○ Available under request | Disponibilidade sob consulta | Disponible bajo consulta

SPARE PARTS Complementos | Complementos

Cutter Reference	Shim	Shim Screw	Screw	Wrench
S12M SCLC N 06	-	-	P0200601	XT07
S16R SCLC N 06	-	-	P0200601	XT07
S20S SCLC N 06	-	-	P0200601	XT07
S25T SCLC N 09	-	-	P0400802	XT15-S35
S32U SCLC N 12	CC120401	T06004000	P0401400	XT15-S40
S40V SCLC N 12	CC120401	T06004000	P0401400	XT15-S40
S50W SCLC N 12	CC120401	T06004000	P0401400	XT15-S40

(S) CENTER SCREW SYSTEM

Finishing	Fine Finishing	Fine Finishing	Fine Finishing	Finishing
Flat (07-11)	FP (07-11)	FM (07-11)	FK (07-11)	LM (11)
Finishing	Finishing	Finishing	Finishing to Fine Finishing	Finishing to Fine Finishing
MP (07-11)	MM (07-11)	MK (07-11)	FS (07-11)	LN (07-11)



Order Code		Reference	Dimensions (mm)							Insert	Kg	Stock	
R	L		D	H	h1	L1	L2	S	A			R	L
212147000	212146900	S10M SDQC R/L 07	10	9	4,5	150	25	7	13	DC.. 0702..	0,060	☉	☉
212147200	212147100	S12M SDQC R/L 07	12	11	5,5	150	25	9	16	DC.. 0702..	0,150	☉	☉
212147400	212147300	S16R SDQC R/L 07	16	15	7,5	200	30	11	20	DC.. 0702..	0,300	☉	☉
212147600	212147500	S20S SDQC R/L 07	20	18	9,0	250	35	13	24	DC.. 0702..	0,550	☉	☉
212147800	212147700	S20S SDQC R/L 11	20	18	9,0	250	35	13	24	DC.. 11T3..	0,550	☉	☉
212148000	212147900	S25T SDQC R/L 11	25	23	11,5	300	40	17	31	DC.. 11T3..	0,700	☉	☉
212148100	212148200	S32U SDQC R/L 11	32	30	15,0	350	50	22	39	DC.. 11T3..	2,050	☉	☉
212148300	212148400	S40V SDQC R/L 11	40	37	18,5	400	60	27	48	DC.. 11T3..	3,750	☉	☉

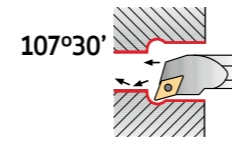
☉ Stock item | Item de stock    ○ Available under request | Disponibilidade sob consulta | Disponible bajo consulta

SPARE PARTS Complementos | Complementos

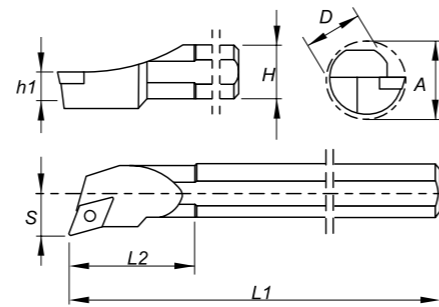
Cutter Reference	Shim	Shim Screw	Screw	Wrench
S10M SDQC R/L 07	-	-	P0200601	XT07
S12M SDQC R/L 07	-	-	P0250700	XT07
S16R SDQC R/L 07	-	-	P0250700	XT07
S20S SDQC R/L 07	-	-	P0250700	XT07
S20S SDQC R/L 11	-	-	P0401100	XT15-S35
S25T SDQC R/L 11	-	-	P0401100	XT15-S35
S32U SDQC R/L 11	CD110301	T05003500	P0351500	XT15-S35
S40V SDQC R/L 11	CD110301	T05003500	P0351500	XT15-S35

(S) CENTER SCREW SYSTEM

Finishing	Fine Finishing	Fine Finishing	Fine Finishing	Finishing
Flat	FP	FM	FK	LM
(07-11)	(07-11)	(07-11)	(07-11)	(11)
Finishing	Finishing	Finishing	Finishing to Fine Finishing	Finishing to Fine Finishing
MP	MM	MK	FS	LN
(07-11)	(07-11)	(07-11)	(07-11)	(07-11)



Axial: 0°  
Radial: -6°



Order Code		Reference	Dimensions (mm)							Insert	Kg	Stock	
R	L		D	H	h1	L1	L2	S	A			R	L
212318600	212318700	A12K SDQC R/L 07	12	11	5,5	125	25	9	16	DC.. 0702..	0,100	⊗	⊗
212318800	212318900	A16M SDQC R/L 07	16	15	7,5	150	30	11	20	DC.. 0702..	0,200	⊗	⊗
212319000	212319100	A20Q SDQC R/L 11	20	18	9,0	180	35	13	24	DC.. 11T3..	0,400	⊗	⊗
212319200	212319300	A25R SDQC R/L 11	25	23	11,5	200	40	17	31	DC.. 11T3..	0,700	⊗	⊗
212319400	212319500	A32S SDQC R/L 11	32	30	15,0	250	50	22	39	DC.. 11T3..	1,400	⊗	⊗
212319600	212319700	A40T SDQC R/L 11	40	37	18,5	300	60	27	48	DC.. 11T3..	2,650	⊗	⊗

⊗ Stock item | Item de stock

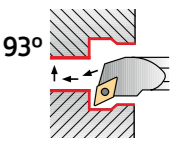
○ Available under request | Disponibilidade sob consulta | Disponible bajo consulta

SPARE PARTS Complementos | Complementos

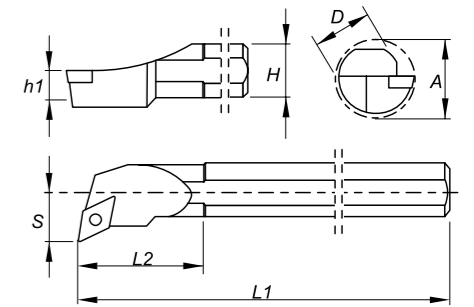
Cutter Reference	Shim	Shim Screw	Screw	Wrench
A12K SDQC R/L 07	-	-	P0250700	XT07
A16M SDQC R/L 07	-	-	P0250700	XT07
A20Q SDQC R/L 11	-	-	P0401100	XT15-S35
A25R SDQC R/L 11	-	-	P0401100	XT15-S35
A32S SDQC R/L 11	CD110301	T05003500	P0351500	XT15-S35
A40T SDQC R/L 11	CD110301	T05003500	P0351500	XT15-S35

(S) CENTER SCREW SYSTEM

Finishing	Fine Finishing	Fine Finishing	Fine Finishing	Fine Finishing	Finishing
Flat	FP	FM	FK	FW	LM
(07-11)	(07-11)	(07-11)	(07-11)	(07-11)	(07-11)
Finishing	Finishing	Finishing	Finishing	Finishing to Fine Finishing	Finishing to Fine Finishing
MP	MM	MK	MW	FS	LN
(07-11)	(07-11)	(07-11)	(11)	(07-11)	(07-11)



Axial: 0°  
Radial: -6°



Order Code		Reference	Dimensions (mm)							Insert	Kg	Stock	
R	L		D	H	h1	L1	L2	S	A			R	L
212144700	212144600	S10M SDUC R/L 07	10	9	4,5	150	25	7	13	DC.. 0702..	0,060	⊗	⊗
212028500	212028600	S12M SDUC R/L 07	12	11	5,5	150	25	9	16	DC.. 0702..	0,150	⊗	⊗
212319800	212319900	S12Q SDUC R/L 07	12	11	5,5	180	25	9	16	DC.. 0702..	0,150	⊗	⊗
212028700	212028800	S16R SDUC R/L 07	16	15	7,5	200	30	11	20	DC.. 0702..	0,300	⊗	⊗
212144900	212144800	S20S SDUC R/L 07	20	18	9,0	250	35	13	24	DC.. 0702..	0,550	⊗	⊗
212036800	212028900	S20S SDUC R/L 11	20	18	9,0	250	35	13	24	DC.. 11T3..	0,550	⊗	⊗
212029000	212038400	S25T SDUC R/L 11	25	23	11,5	300	40	17	31	DC.. 11T3..	0,700	⊗	⊗
212145200	212145100	S32U SDUC R/L 11	32	30	15,0	350	50	22	39	DC.. 11T3..	2,050	⊗	⊗
212145400	212145300	S40V SDUC R/L 11	40	37	18,5	400	60	27	48	DC.. 11T3..	3,750	⊗	⊗

⊗ Stock item | Item de stock

○ Available under request | Disponibilidade sob consulta | Disponible bajo consulta

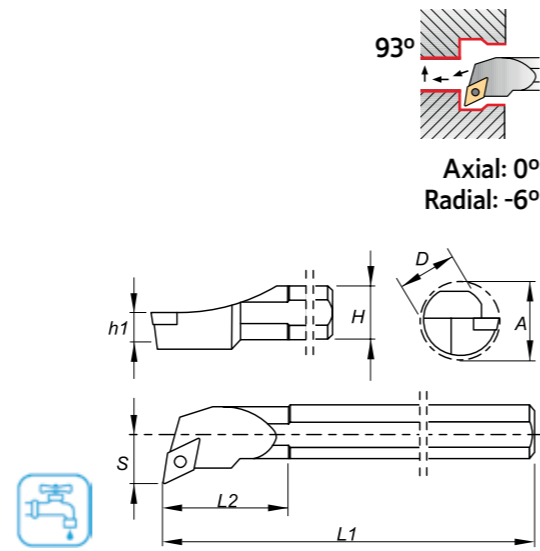
SPARE PARTS Complementos | Complementos

Cutter Reference	Shim	Shim Screw	Screw	Wrench
S10M SDUC R/L 07	-	-	P0200601	XT07
S12M SDUC R/L 07	-	-	P0250700	XT07
S12Q SDUC R/L 07	-	-	P0250700	XT07
S16R SDUC R/L 07	-	-	P0250700	XT07
S20S SDUC R/L 07	-	-	P0250700	XT07
S20S SDUC R/L 11	-	-	P0401100	XT15-S35
S25T SDUC R/L 11	-	-	P0401100	XT15-S35
S32U SDUC R/L 11	CD110301	T05003500	P0351500	XT15-S40
S40V SDUC R/L 11	CD110301	T05003500	P0351500	XT15-S40



(S) CENTER SCREW SYSTEM

Finishing	Fine Finishing	Fine Finishing	Fine Finishing	Fine Finishing	Finishing
Flat	FP	FM	FK	FW	LM
(07-11)	(07-11)	(07-11)	(07-11)	(07-11)	(07-11)
Finishing	Finishing	Finishing	Finishing	Finishing to Fine Finishing	Finishing to Fine Finishing
MP	MM	MK	MW	FS	LN
(07-11)	(07-11)	(07-11)	(11)	(07-11)	(07-11)



Order Code		Reference	Dimensions (mm)							Insert	Kg	Stock	
R	L		D	H	h1	L1	L2	S	A			R	L
212320000	212320100	A12K SDUC R/L 07	12	11	5,5	125	25	9	16	DC.. 0702..	0,100	⊗	⊗
212320200	212320300	A16M SDUC R/L 07	16	15	7,5	150	30	11	20	DC.. 0702..	0,200	⊗	⊗
212320400	212320500	A20Q SDUC R/L 11	20	18	9,0	180	35	13	24	DC.. 11T3..	0,400	⊗	⊗
212320600	212320700	A25R SDUC R/L 11	25	23	11,5	200	40	17	31	DC.. 11T3..	0,700	⊗	⊗
212320800	212320900	A32S SDUC R/L 11	32	30	15,0	250	50	22	39	DC.. 11T3..	1,400	⊗	⊗
212321000	212321100	A40T SDUC R/L 11	40	37	18,5	300	60	27	48	DC.. 11T3..	2,650	⊗	⊗

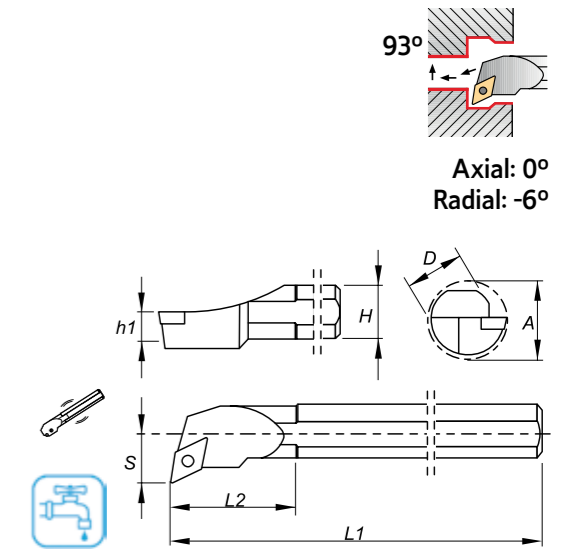
⊗ Stock item | Item de stock      ○ Available under request | Disponibilidade sob consulta | Disponible bajo consulta

SPARE PARTS Complementos | Complementos

Cutter Reference	Shim	Shim Screw	Screw	Wrench
A12K SDUC R/L 07	-	-	P0250700	XT07
A16M SDUC R/L 07	-	-	P0250700	XT07
A20Q SDUC R/L 11	-	-	P0401100	XT15-S35
A25R SDUC R/L 11	-	-	P0401100	XT15-S35
A32S SDUC R/L 11	CD110301	T05003500	P0351500	XT15-S35
A40T SDUC R/L 11	CD110301	T05003500	P0351500	XT15-S35

(S) CENTER SCREW SYSTEM

Finishing	Fine Finishing	Fine Finishing	Fine Finishing	Fine Finishing
Flat	FP	FM	FK	FW
(07)	(07)	(07)	(07)	(07)
Finishing	Finishing	Finishing	Finishing to Fine Finishing	Finishing to Fine Finishing
MP	MM	MK	FS	LN
(07)	(07)	(07)	(07)	(07)



Order Code		Reference	Dimensions (mm)							Insert	Kg	Stock	
R	L		D	H	h1	L1	L2	S	A			R	L
212321800	212321300	E10M SDUC R/L 07	10	9	4,5	150	25	7	13	DC.. 0702..	0,150	⊗	⊗
212322000	212322100	E12Q SDUC R/L 07	12	11	5,5	180	25	9	16	DC.. 0702..	0,250	⊗	⊗
212322200	212321700	E16R SDUC R/L 07	16	15	7,5	200	30	11	20	DC.. 0702..	0,600	⊗	⊗

⊗ Stock item | Item de stock      ○ Available under request | Disponibilidade sob consulta | Disponible bajo consulta

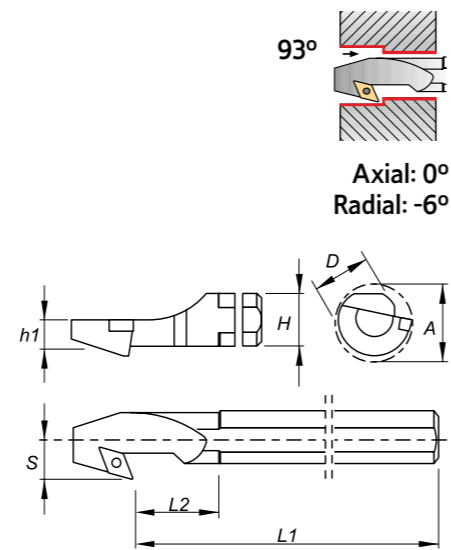
SPARE PARTS Complementos | Complementos

Cutter Reference	Screw	Wrench
J10M SDUC R/L 07	P0200601	XT07
J12M SDUC R/L 07	P0250700	XT07
J16R SDUC R/L 07	P0250700	XT07



(S) CENTER SCREW SYSTEM

Finishing	Fine Finishing	Fine Finishing	Fine Finishing	Fine Finishing	Finishing
Flat	FP	FM	FK	FW	LM
(07-11)	(07-11)	(07-11)	(07-11)	(07-11)	(11)
Finishing	Finishing	Finishing	Finishing Wiper	Finishing to Fine Finishing	Finishing to Fine Finishing
MP	MM	MK	MW	FS	LN
(07-11)	(07-11)	(07-11)	(07-11)	(07-11)	(07-11)



Order Code		Reference	Dimensions (mm)							Insert	Kg	Stock	
R	L		D	H	h1	L1	L2	S	A			R	L
212145600	212145500	S12M SDUC R/L 07-BT	12	11	5,5	150	25	9	16	DC.. 0702..	0,150	⊗	⊗
212145800	212145700	S16R SDUC R/L 07-BT	16	15	7,5	200	30	11	20	DC.. 0702..	0,300	⊗	⊗
212146000	212145900	S20S SDUC R/L 07-BT	20	18	9,0	250	35	13	24	DC.. 0702..	0,550	⊗	⊗
212146200	212146100	S20S SDUC R/L 11-BT	20	18	9,0	250	35	13	24	DC.. 11T3..	0,550	⊗	⊗
212146400	212146300	S25T SDUC R/L 11-BT	25	23	11,5	300	40	17	31	DC.. 11T3..	0,700	⊗	⊗
212146600	212146500	S32U SDUC R/L 11-BT	32	30	15,0	350	50	22	39	DC.. 11T3..	2,050	⊗	⊗
212146800	212146700	S40V SDUC R/L 11-BT	40	37	18,5	400	60	27	48	DC.. 11T3..	3,750	⊗	⊗

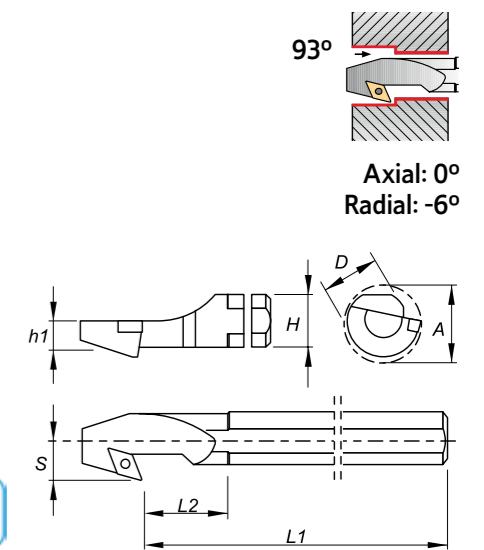
⊗ Stock item | Item de stock      ○ Available under request | Disponibilidade sob consulta | Disponible bajo consulta

SPARE PARTS Complementos | Complementos

Cutter Reference	Shim	Shim Screw	Screw	Wrench
S12M SDUC R/L 07-BT	-	-	P0250700	XT07
S16R SDUC R/L 07-BT	-	-	P0250700	XT07
S20S SDUC R/L 07-BT	-	-	P0250700	XT07
S20S SDUC R/L 11-BT	-	-	P0400802	XT15-S35
S25T SDUC R/L 11-BT	-	-	P0401100	XT15-S35
S32U SDUC R/L 11-BT	CD110301	T05003500	P0351500	XT15-S35
S40V SDUC R/L 11-BT	CD110301	T05003500	P0351500	XT15-S35

(S) CENTER SCREW SYSTEM

Finishing	Fine Finishing	Fine Finishing	Fine Finishing	Fine Finishing	Finishing
Flat	FP	FM	FK	FW	LM
(07-11)	(07-11)	(07-11)	(07-11)	(07-11)	(11)
Finishing	Finishing	Finishing	Finishing Wiper	Finishing to Fine Finishing	Finishing to Fine Finishing
MP	MM	MK	MW	FS	LN
(07-11)	(07-11)	(07-11)	(11)	(07-11)	(07-11)











Order Code		Reference	Dimensions (mm)							Insert	Kg	Stock	
R	L		D	H	h1	L1	L2	S	A			R	L
212322400	212322500	A12K SDUC R/L 07-BT	12	11	5,5	125	25	9	16	DC.. 0702..	0,100	⊗	⊗
212322600	212322700	A16M SDUC R/L 07-BT	16	15	7,5	150	30	11	20	DC.. 0702..	0,200	⊗	⊗
212322800	212322900	A20Q SDUC R7L 11-BT	20	18	9,0	180	35	13	24	DC.. 11T3..	0,400	⊗	⊗
212323000	212323100	A25R SDUC R/L 11-BT	25	23	11,5	200	40	17	31	DC.. 11T3..	0,700	⊗	⊗

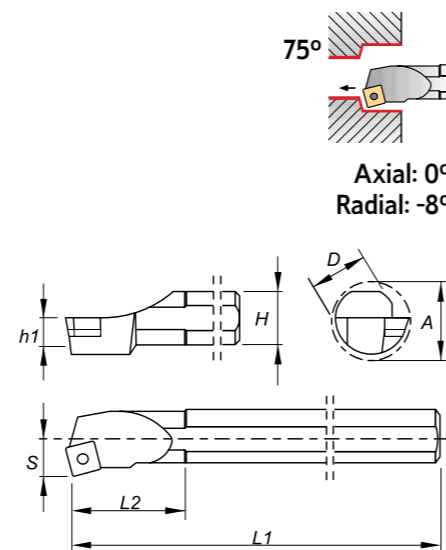
⊗ Stock item | Item de stock      ○ Available under request | Disponibilidade sob consulta | Disponible bajo consulta

SPARE PARTS Complementos | Complementos

Cutter Reference	Screw	Wrench
A12K SDUC R/L 07-BT	P0250700	XT07
A16M SDUC R/L 07-BT	P0250700	XT07
A20Q SDUC R7L 11-BT	P0400802	XT15-S35
A25R SDUC R/L 11-BT	P0401100	XT15-S35

(S) CENTER SCREW SYSTEM

Finishing	Fine Finishing	Fine Finishing	Fine Finishing
<b>Flat</b>  (09-12)	<b>FP</b>  (09-12)	<b>FAA</b>  (09-12)	<b>FR</b>  (09-12)
Finishing	Finishing	Finishing	Finishing to Fine Finishing
<b>MP</b>  (09-12)	<b>MM</b>  (09-12)	<b>MAK</b>  (09-12)	<b>LN</b>  (09-12)



Order Code		Reference	Dimensions (mm)							Insert	Kg	Stock	
R	L		D	H	h1	L1	L2	S	A			R	L
212150400	212150300	S16R SSKC R/L 09	16	15	7,5	200	30	11	20	SC.. 09T3..	0,300		
212150600	212150500	S20S SSKC R/L 09	20	18	9,0	250	35	13	24	SC.. 09T3..	0,550		
212045800	212150700	S25T SSKC R/L 09	25	23	11,5	300	40	17	31	SC.. 09T3..	0,700		
212045900	212150800	S32U SSKC R/L 12	32	30	15,0	350	50	22	39	SC.. 1204..	2,050		
212151000	212150900	S40V SSKC R/L 12	40	37	18,5	400	60	27	48	SC.. 1204..	3,750		
212151200	212151100	S50W SSKC R/L 12	50	47	23,5	450	65	35	61	SC.. 1204..	6,500		




Available under request | Disponibilidade sob consulta | Disponible bajo consulta

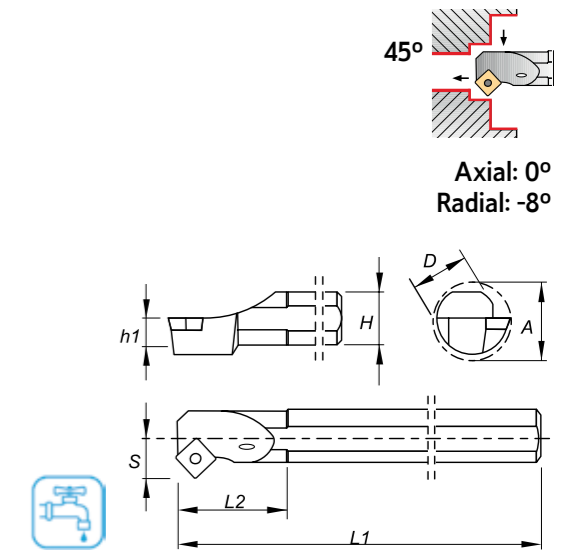
Stock item | Item de stock

SPARE PARTS Complementos | Complementos

Cutter Reference	Shim	Shim Screw	Screw	Wrench
S16R SSKC R/L 09	-	-	P0400802	XT15-S35
S20S SSKC R/L 09	-	-	P0400802	XT15-S35
S25T SSKC R/L 09	-	-	P0400802	XT15-S35
S32U SSKC R/L 12	CC120400	T06004000	P0401400	XT15-S40
S40V SSKC R/L 12	CC120400	T06004000	P0401400	XT15-S40
S50W SSKC R/L 12	CC120400	T06004000	P0401400	XT15-S40

(S) CENTER SCREW SYSTEM

Finishing	Fine Finishing	Fine Finishing	Fine Finishing
<b>Flat</b>  (09)	<b>FP</b>  (09)	<b>FAA</b>  (09)	<b>FR</b>  (09)
Finishing	Finishing	Finishing	Finishing to Fine Finishing
<b>MP</b>  (09)	<b>MM</b>  (09)	<b>MAK</b>  (09)	<b>LN</b>  (09)



Order Code		Reference	Dimensions (mm)							Insert	Kg	Stock	
R	L		D	H	h1	L1	L2	S	A			R	L
212323200	212323300	A16M SSSC R/L 09	16	15	7,5	150	30	11	20	SC.. 09T3..	0,300		
212323400	212323500	A20Q SSSC R/L 09	20	18	9,0	180	35	13	24	SC.. 09T3..	0,550		
212323600	212323700	A25R SSSC R/L 09	25	23	11,5	200	40	17	31	SC.. 09T3..	0,700		

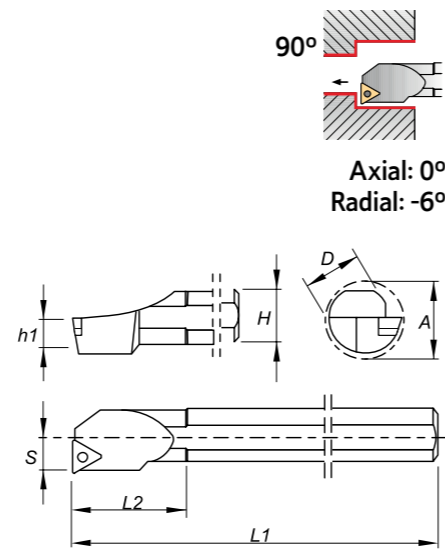

Stock item | Item de stock

Available under request | Disponibilidade sob consulta | Disponible bajo consulta

SPARE PARTS Complementos | Complementos

Cutter Reference	Screw	Wrench
A16M SSSC R/L 09	P0400802	XT15-S35
A20Q SSSC R/L 09	P0400802	XT15-S35
A25R SSSC R/L 09	P0400802	XT15-S35

(S) CENTER SCREW SYSTEM



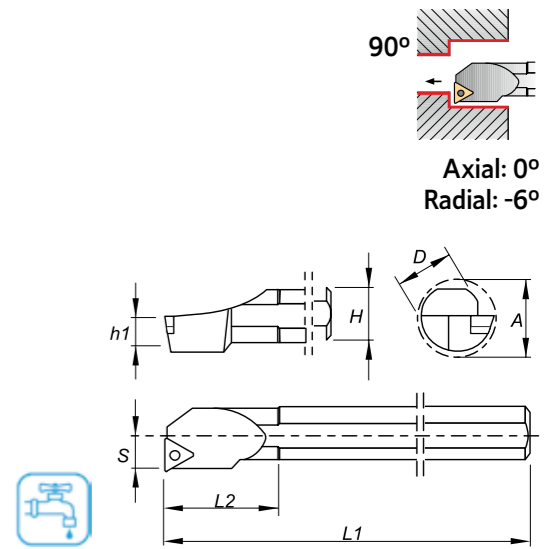
Order Code		Reference	Dimensions (mm)							Insert	Kg	Stock	
R	L		D	H	h1	L1	L2	S	A			R	L
212159500	212159400	S10M STFC R/L 09	10	9	4,5	150	25	7	13	TC.. 0902..	0,060	☉	☉
212159700	212159600	S12M STFC R/L 09	12	11	5,5	150	25	9	16	TC.. 0902..	0,150	☉	☉
212039500	212159800	S12M STFC R/L 11	12	11	5,5	150	25	9	16	TC.. 1102..	0,150	☉	☉
212323800	212323900	S12Q STFC R/L 11	12	11	5,5	180	25	9	16	TC.. 1102..	0,050	☉	☉
212160000	212159900	S16R STFC R/L 11	16	15	7,5	200	30	11	20	TC.. 1102..	0,300	☉	☉
212021000	212160100	S20S STFC R/L 11	20	18	9,0	250	35	13	24	TC.. 1102..	0,550	☉	☉
212250700	212324000	S20S STFC R/L 16	20	18	9,0	250	35	13	24	TC.. 16T3..	0,550	☉	☉
212160300	212160200	S25T STFC R/L 16	25	23	11,5	300	40	17	31	TC.. 16T3..	0,700	☉	☉
212160500	212160400	S32U STFC R/L 16	32	30	15,0	350	50	22	39	TC.. 16T3..	2,050	☉	☉
212160700	212160600	S40V STFC R/L 16	40	37	18,5	400	60	27	48	TC.. 16T3..	3,750	☉	☉

☉ Stock item | Item de stock      ○ Available under request | Disponibilidade sob consulta | Disponible bajo consulta

SPARE PARTS Complementos | Complementos

Cutter Reference	Shim	Shim Screw	Screw	Wrench
S10M STFC R/L 09	-	-	P0220600	XT06
S12M STFC R/L 09	-	-	P0220600	XT06
S12M STFC R/L 11	-	-	P0250700	XT07
S12Q STFC R/L 11	-	-	P0250700	XT07
S16R STFC R/L 11	-	-	P0250700	XT07
S20S STFC R/L 11	-	-	P0250700	XT07
S20S STFC R/L 16	-	-	P0401100	XT15-S35
S25T STFC R/L 16	-	-	P0401100	XT15-S35
S32U STFC R/L 16	CT160302	T05003500	P0351500	XT15-S35
S40V STFC R/L 16	CT160302	T05003500	P0351500	XT15-S35

(S) CENTER SCREW SYSTEM



Order Code		Reference	Dimensions (mm)							Insert	Kg	Stock	
R	L		D	H	h1	L1	L2	S	A			R	L
212324100	212324200	A10H STFC R/L 09	10	9	4,5	100	25	7	13	TC.. 0902..	0,040	☉	☉
212324300	212324400	A12K STFC R/L 11	12	11	5,5	125	25	9	16	TC.. 1102..	0,100	☉	☉
212324500	212324600	A16M STFC R/L 11	16	15	7,5	150	30	11	20	TC.. 1102..	0,200	☉	☉
212324700	212324800	A20Q STFC R/L 11	20	18	9,0	180	35	13	24	TC.. 1102..	0,400	☉	☉
212324900	212325000	A25R STFC R/L 16	25	23	11,5	200	40	17	31	TC.. 16T3..	0,700	☉	☉
212325100	212325200	A32S STFC R/L 16	32	30	15,0	250	50	22	39	TC.. 16T3..	1,400	☉	☉
212325300	212325400	A40T STFC R/L 16	40	37	18,5	300	60	27	48	TC.. 16T3..	2,650	☉	☉

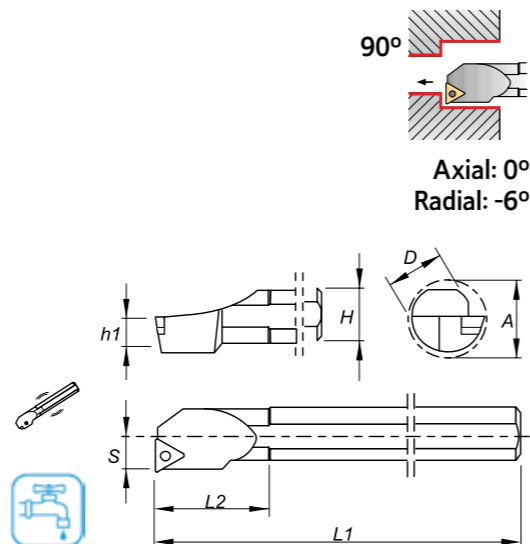
☉ Stock item | Item de stock      ○ Available under request | Disponibilidade sob consulta | Disponible bajo consulta

SPARE PARTS Complementos | Complementos

Cutter Reference	Shim	Shim Screw	Screw	Wrench
A10H STFC R/L 09	-	-	P0220600	XT06
A12K STFC R/L 11	-	-	P0250700	XT07
A16M STFC R/L 11	-	-	P0250700	XT07
A20Q STFC R/L 11	-	-	P0250700	XT07
A25R STFC R/L 16	-	-	P0401100	XT15-S35
A32S STFC R/L 16	CT160302	T05003500	P0351500	XT15-S35
A40T STFC R/L 16	CT160302	T05003500	P0351500	XT15-S35

(S) CENTER SCREW SYSTEM

Finishing	Fine Finishing	Fine Finishing	Fine Finishing
Flat FP (09-11)	FP (09-11)	FM (09-11)	FK (09-11)
Finishing	Finishing	Finishing	Finishing to Fine Finishing
MP (09-11)	MM (09-11)	MK (09-11)	LN (11)



Order Code		Reference	Dimensions (mm)							Insert	Kg	Stock	
R	L		D	H	h1	L1	L2	S	A			R	L
212326200	212326300	E12Q STFC R/L 11	12	11	5,5	180	25	9	16	TC.. 1102..	0,250	☉	☉
212326400	212326500	E16R STFC R/L 11	16	15	7,5	200	30	11	20	TC.. 1102..	0,600	☉	☉

☉ Stock item | Item de stock

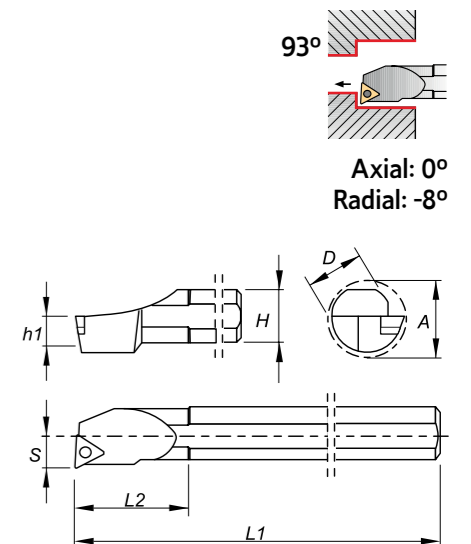
○ Available under request | Disponibilidade sob consulta | Disponible bajo consulta

SPARE PARTS Complementos | Complementos

Cutter Reference	Screw	Wrench
J10M STFC R/L 09	P0220600	XT06
J12M STFC R/L 11	P0250700	XT07
J16R STFC R/L 11	P0400802	XT15-S35

(S) CENTER SCREW SYSTEM

Finishing	Fine Finishing	Fine Finishing	Fine Finishing	Fine Finishing Wiper
Flat FP (11-16)	FP (11-16)	FM (11-16)	FK (11-16)	FW (11-16)
Finishing	Finishing	Finishing	Finishing wiper	Finishing to Fine Finishing
MP (11-16)	MM (11-16)	MK (11-16)	MW (11-16)	LN (11-16)



Order Code		Reference	Dimensions (mm)							Insert	Kg	Stock	
R	L		D	H	h1	L1	L2	S	A			R	L
212029100	212029200	S12M STUC R/L 11	12	11	5,5	150	25	9	16	TC.. 1102..	0,150	☉	☉
212029300	212029400	S16R STUC R/L 16	16	15	7,5	200	30	11	20	TC.. 16T3..	0,300	☉	☉
212036900	212029500	S20S STUC R/L 16	20	18	9,0	250	35	13	24	TC.. 16T3..	0,550	☉	☉
212029600	212029700	S25T STUC R/L 16	25	23	11,5	300	40	17	31	TC.. 16T3..	0,700	☉	☉
212160800	212044600	S32U STUC R/L 16	32	30	15,0	350	50	22	39	TC.. 16T3..	2,050	☉	☉









☉ Stock item | Item de stock

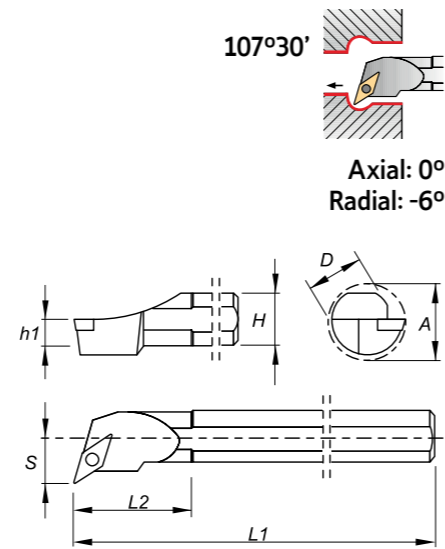
○ Available under request | Disponibilidade sob consulta | Disponible bajo consulta











SPARE PARTS Complementos | Complementos


Cutter Reference	Shim	Shim Screw	Screw	Wrench
S12M STUC R/L 11	-	-	P0250700	XT07
S16R STUC R/L 16	-	-	P0401100	XT15-S35
S20S STUC R/L 16	-	-	P0401100	XT15-S35
S25T STUC R/L 16	-	-	P0401100	XT15-S35
S32U STUC R/L 16	CT160302	T05003500	P0351500	XT15-S35


(S) CENTER SCREW SYSTEM

Finishing	Fine Finishing	Fine Finishing	Fine Finishing
Flat	FP	FM	FK
			
(11-16)	(11-16)	(11-16)	(11-16)
Finishing	Finishing	Finishing	Finishing to Fine Finishing
MP	MM	MK	LN
			
(11-16)	(11-16)	(11-16)	(11-16)






Order Code		Reference	Dimensions (mm)							Insert	Kg	Stock	
R	L		D	H	h1	L1	L2	S	A			R	L
212165000	212165100	S16R SVQC R/L 11	16	15	7,5	200	30	11	20	VC.. 1103..	0,300		
212165200	212165300	S20S SVQC R/L 11	20	18	9,0	250	35	13	24	VC.. 1103..	0,550		
212165500	212165400	S16R SVQC R/L 13	16	15	7,5	200	30	13	22	VC.. 1103..	0,300		
212165700	212165600	S20S SVQC R/L 13	20	18	9,0	250	35	13	24	VC.. 1103..	0,550		
212165900	212165800	S25T SVQC R/L 16	25	23	11,5	300	40	17	31	VC.. 1604..	0,700		









 Stock item | Item de stock

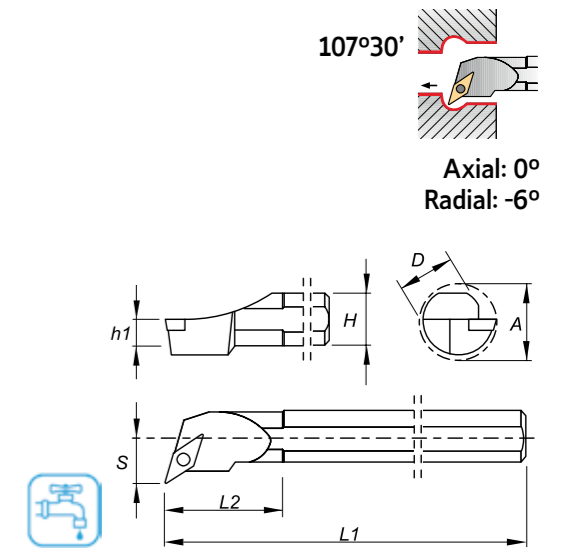
 Available under request | Disponibilidade sob consulta | Disponible bajo consulta











SPARE PARTS Complementos | Complementos


Cutter Reference	Shim	Shim Screw	Screw	Wrench
S16R SVQC R/L 11				
S20S SVQC R/L 11	-	-	P0250700	XT07
S16R SVQC R/L 13	-	-	P0300900	XT08
S20S SVQC R/L 13	-	-	P0300900	XT08
S25T SVQC R/L 16	CV160300	T05003500	P0351500	XT15-S35

(S) CENTER SCREW SYSTEM

Finishing	Fine Finishing	Fine Finishing	Fine Finishing
Flat	FP	FM	FK
			
(11-16)	(11-16)	(11-16)	(11-16)
Finishing	Finishing	Finishing	Finishing to Fine Finishing
MP	MM	MK	LN
			
(11-16)	(11-16)	(11-16)	(11-16)





Order Code		Reference	Dimensions (mm)							Insert	Kg	Stock	
R	L		D	H	h1	L1	L2	S	A			R	L
212326600	212326700	A16M SVQC R/L 11	16	15	7,5	150	30	11	20	VC.. 1103..	0,200		
212326800	212326900	A20Q SVQC R/L 11	20	18	9,0	180	35	13	24	VC.. 1103..	0,400		
212327000	212327100	A25R SVQC R/L 16	25	23	11,5	200	40	17	31	VC.. 1604..	0,700		
212327200	212327300	A32S SVQC R/L 16	32	30	15,0	250	50	22	39	VC.. 1604..	1,400		
212327400	212327500	A40T SVQC R/L 16	40	37	18,5	300	60	27	48	VC.. 1604..	2,650		

 Stock item | Item de stock








 Available under request | Disponibilidade sob consulta | Disponible bajo consulta

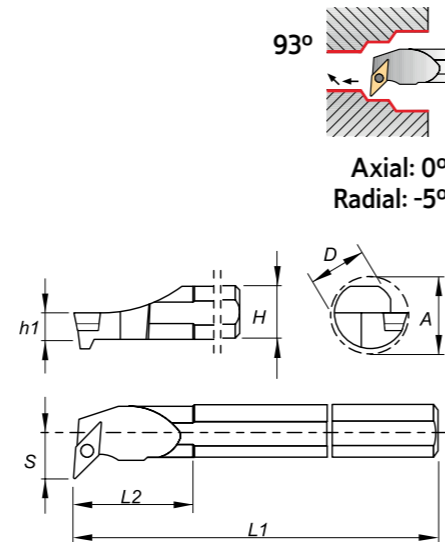
SPARE PARTS Complementos | Complementos






Cutter Reference	Shim	Shim Screw	Screw	Wrench
A16M SVQC R/L 11				
A20Q SVQC R/L 11	-	-	P0250700	XT07
A25R SVQC R/L 16	CV160300	T05003500	P0351500	XT15-S35
A32S SVQC R/L 16	CV160300	T05003500	P0351500	XT15-S35
A40T SVQC R/L 16	CV160300	T05003500	P0351500	XT15-S35





(S) CENTER SCREW SYSTEM

Finishing	Fine Finishing	Fine Finishing	Fine Finishing
Flat	FP	FM	FK
			
(16)	(16)	(16)	(16)
Finishing	Finishing	Finishing	
MP	MM	MK	
			
(16)	(16)	(16)	



Order Code		Reference	Dimensions (mm)							Insert	Kg	Stock	
R	L		D	H	h1	L1	L2	S	A			R	L
212056200	212327600	S25T SVUB R/L 16	25	23	11,5	300	40	17	31	VB.. 1604..	0,700		
212327700	212327800	S32U SVUB R/L 16	32	30	15,0	350	50	22	39	VB.. 1604..	2,050		
212327900	212328000	S40V SVUB R/L 16	40	37	18,5	400	60	27	48	VB.. 1604..	3,750		









 Stock item | Item de stock

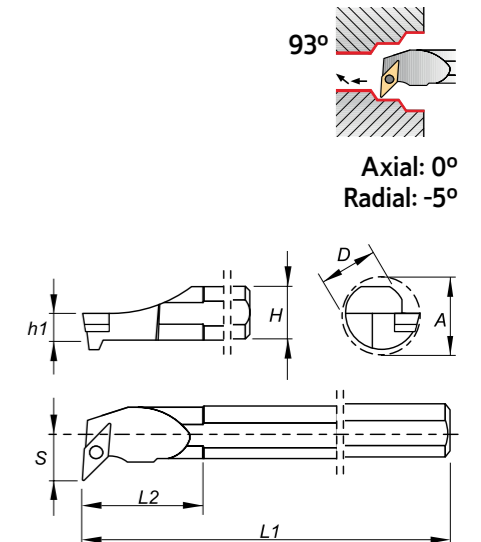
 Available under request | Disponibilidade sob consulta | Disponible bajo consulta











SPARE PARTS Complementos | Complementos


Cutter Reference	Shim	Shim Screw	Screw	Wrench
S25T SVUB R/L 16				
S32U SVUB R/L 16	CV160300	T05003500	P0351500	XT15-S35
S40V SVUB R/L 16	CV160300	T05003500	P0351500	XT15-S35


(S) CENTER SCREW SYSTEM

Finishing	Fine Finishing	Fine Finishing	Fine Finishing
Flat	FP	FM	FK
			
(11-16)	(11-16)	(11-16)	(11-16)
Finishing	Finishing	Finishing	Finishing to Fine Finishing
MP	MM	MK	LN
			
(11-16)	(11-16)	(11-16)	(11-16)



Order Code		Reference	Dimensions (mm)							Insert	Kg	Stock	
R	L		D	H	h1	L1	L2	S	A			R	L
212166000	212166100	S16R SVUC R/L 11	16	15	7,5	200	30	11	20	VC.. 1103..	0,300		
212166200	212166300	S20S SVUC R/L 11	20	18	9,0	250	35	13	24	VC.. 1103..	0,550		
212328100	212166400	S25T SVUC R/L 16	25	23	11,5	300	40	17	31	VC.. 1604..	0,700		
212328200	212166500	S32U SVUC R/L 16	32	30	15,0	350	50	22	39	VC.. 1604..	2,050		
212166700	212166600	S40V SVUC R/L 16	40	37	18,5	400	60	27	48	VC.. 1604..	3,750		

 Stock item | Item de stock

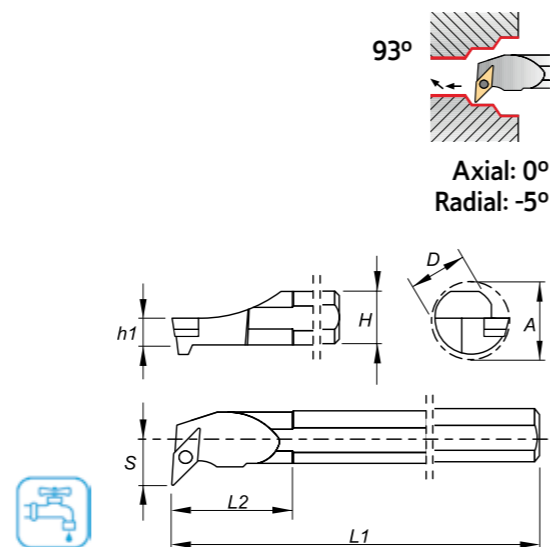
 Available under request | Disponibilidade sob consulta | Disponible bajo consulta

SPARE PARTS Complementos | Complementos

Cutter Reference	Shim	Shim Screw	Screw	Wrench
S16R SVUC R/L 11				
S16R SVUC R/L 11	-	-	P0250700	XT07
S20S SVUC R/L 11	-	-	P0250700	XT07
S25T SVUC R/L 16	CV160300	T05003500	P0351500	XT15-S35
S32U SVUC R/L 16	CV160300	T05003500	P0351500	XT15-S35
S40V SVUC R/L 16	CV160300	T05003500	P0351500	XT15-S35

(S) CENTER SCREW SYSTEM

Finishing	Fine Finishing	Fine Finishing	Fine Finishing
Flat	FP	FM	FK
(11-16)	(11-16)	(11-16)	(11-16)
Finishing	Finishing	Finishing	Finishing to Fine Finishing
MP	MM	MK	LN
(11-16)	(11-16)	(11-16)	(11-16)



Order Code		Reference	Dimensions (mm)							Insert	Kg	Stock	
R	L		D	H	h1	L1	L2	S	A			R	L
212328300	212328400	A16M SVUC R/L 11	16	15	7,5	150	30	11	20	VC.. 1103..	0,200	☉	☉
212328500	212328600	A20Q SVUC R/L 11	20	18	9,0	180	35	13	24	VC.. 1103..	0,400	☉	☉
212328700	212328800	A25R SVUC R/L 16	25	23	11,5	200	40	17	31	VC.. 1604..	0,700	☉	☉
212328900	212329000	A32S SVUC R/L 16	32	30	15,0	250	50	22	39	VC.. 1604..	1,400	☉	☉
212329100	212329200	A40T SVUC R/L 16	40	37	18,5	300	60	27	48	VC.. 1604..	2,650	☉	☉

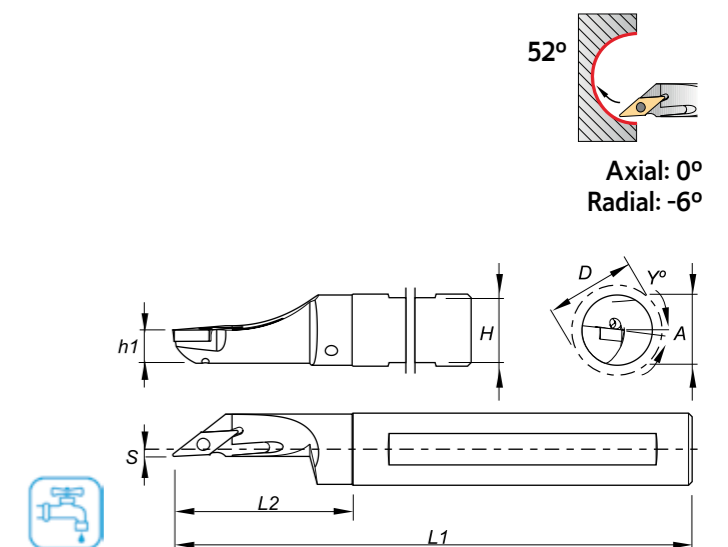
☉ Stock item | Item de stock      ○ Available under request | Disponibilidade sob consulta | Disponible bajo consulta

SPARE PARTS Complementos | Complementos

Cutter Reference	Shim	Shim Screw	Screw	Wrench
A16M SVUC R/L 11	-	-	P0250700	XT07
A20Q SVUC R/L 11	-	-	P0250700	XT07
A25R SVUC R/L 16	CV160300	T05003500	P0351500	XT15-S35
A32S SVUC R/L 16	CV160300	T05003500	P0351500	XT15-S35
A40T SVUC R/L 16	CV160300	T05003500	P0351500	XT15-S35

(S) CENTER SCREW SYSTEM

Finishing	Fine Finishing	Fine Finishing	Fine Finishing
Flat	FP	FM	FK
(11-16)	(11-16)	(11-16)	(11-16)
Finishing	Finishing	Finishing	Finishing to Fine Finishing
MP	MM	MK	LN
(11-16)	(11-16)	(11-16)	(11-16)



Order Code		Reference	Dimensions (mm)							Insert	Kg	Stock		
R	L		D	H	h1	L1	L2	S	Y°			A	R	L
212362400	212362500	A16M SVJC R/L 11	16	15	7,5	150	22	2	6	22	VC.. 1103..	0,200	☉	☉
212362600	212362700	A20Q SVJC R/L 11	20	18	9,0	180	25	2	5	25	VC.. 1103..	0,300	☉	☉
212362800	212362900	A25R SVJC R/L 16	25	23	11,5	200	28	2	4	28	VC.. 1604..	0,650	☉	☉

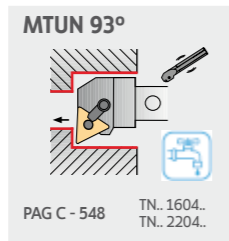
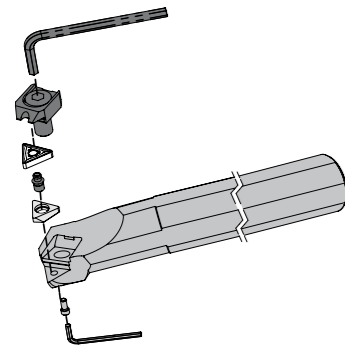
☉ Stock item | Item de stock      ○ Available under request | Disponibilidade sob consulta | Disponible bajo consulta

SPARE PARTS Complementos | Complementos

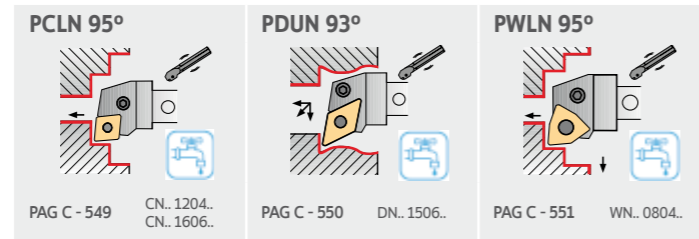
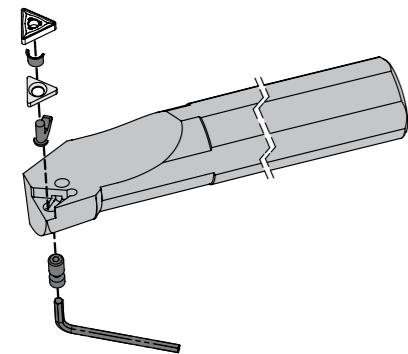
Cutter Reference	Screw	Wrench
A16M SVJC R/L 11	P0250700	XT07
A20Q SVJC R/L 11	P0250700	XT07
A25R SVJC R/L 16	P0401100	XT15-S35



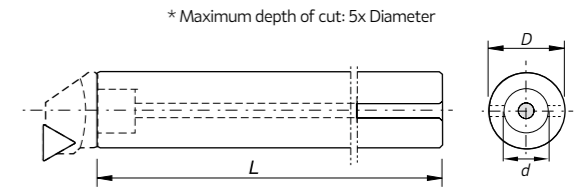
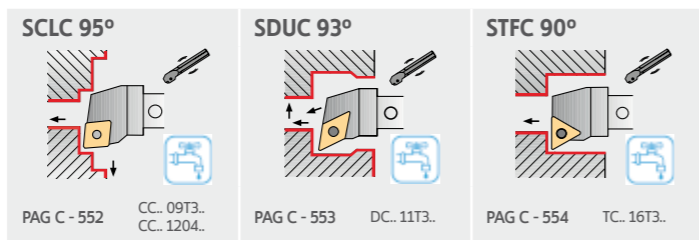
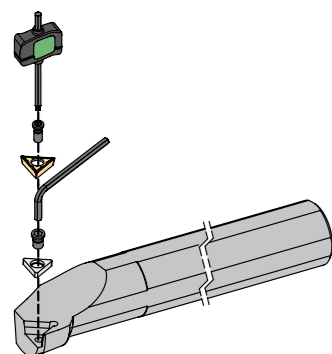
(M) WEDGE CLAMP ANTI VIBRATION FOR INTERNAL TURNING



(P) LEVER LOCK ANTI VIBRATION FOR INTERNAL TURNING



(S) CENTER SCREW ANTI VIBRATION FOR INTERNAL TURNING





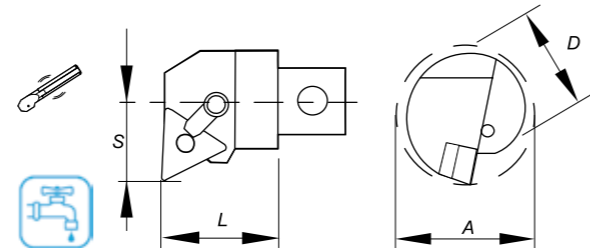
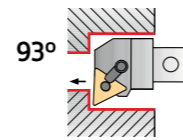
Order Code	Reference	Dimensions (mm)			Kg	Stock
		D	L	d		
212389100	BAV25-300	25	300	24	1,50	⊗
212389200	BAV32-350	32	350	24	2,00	⊗
212389300	BAV40-400	40	400	24	3,81	⊗
212389400	BAV50-550	50	550	24	7,00	⊗
212389500	BAV60-650	60	650	24	13,00	⊗
212389600	BAV80-1000	80	1000	24	30,00	○
212389700	BAV100-1000	100	1000	24	50,00	○











⊗ Stock item | Item de stock



○ Available under request | Disponibilidade sob consulta | Disponible bajo consulta

(M) WEDGE CLAMP ANTI-VIBRATION FOR INTERNAL TURNING







Roughing	Finishing	Medium to Finishing	Medium to Finishing	Medium to Finishing	Medium
<b>Flat</b>	<b>MF</b>	<b>MS</b>	<b>SF</b>	<b>LC</b>	<b>PM</b>
 (16-22)	 (16-22)	 (16)	 (16-22)	 (16-22)	 (16-22)
Medium	Medium Wiper	Roughing to Medium	Medium	Roughing	Medium to Finishing
<b>MR</b>	<b>MW</b>	<b>SS</b>	<b>ST</b>	<b>HR</b>	<b>O1</b>
 (16-22)	 (16-22)	 (16-22)	 (16-22)	 (16-22)	 (16)














Order Code		Reference	Dimensions (mm)				Insert	Kg	Stock	
R	L		D	L	S	A			R	L
212352000	212352100	A32X MTUN R/L 16	32	30	22	40	TN.. 1604..	0,150		
212352200	212352300	A40X MTUN R/L 16	40	30	27	50	TN.. 1604..	0,300		
212352400	212352500	A50X MTUN R/L 16	50	30	35	63	TN.. 1604..	0,650		
212352600	212352700	A50X MTUN R/L 22	50	40	35	63	TN.. 2204..	0,650		
212352800	212352900	A60X MTUN R/L 22	60	40	43	80	TN.. 2204..	0,850		

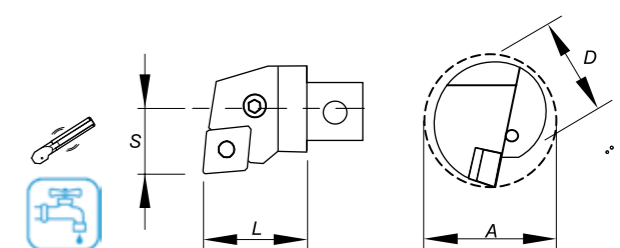
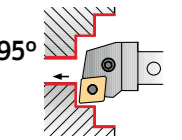
 Stock item | Item de stock     Available under request | Disponibilidade sob consulta | Disponible bajo consulta









SPARE PARTS Complementos | Complementos

Cutter Reference	Shim	Lock Pin	Lock Pin Wrench	Clamp	Differential Screw	Clamp Wrench
A32X MTUN R/L 16						
A40X MTUN R/L 16	CT160303	BS05000	SS20	GA06000	F0602900	SS30
A50X MTUN R/L 16	CT160303	BS05000	SS20	GA06000	F0602900	SS30
A50X MTUN R/L 22	CT220500	BC06000	-	GW08003	D0400900	SS50
A60X MTUN R/L 22	CT220500	BC06000	-	GW08003	D0400900	SS50

(P) LEVER LOCK SYSTEM ANTI-VIBRATION FOR INTERNAL TURNING

Roughing	Finishing	Medium to Finishing	Medium to Finishing	Medium to Finishing	Medium
<b>Flat</b>	<b>MF</b>	<b>MS</b>	<b>SF</b>	<b>LC</b>	<b>PM</b>
 (12-16)	 (12)	 (12)	 (12)	 (12)	 (12)
Medium	Roughing to Medium	Roughing to Medium	Medium	Heavy to Roughing	
<b>MR</b>	<b>MW</b>	<b>SS</b>	<b>ST</b>	<b>HR</b>	
 (12-16)	 (12)	 (12-16-1)	 (12-16)	 (12-16)	



Order Code		Reference	Dimensions (mm)				Insert	Kg	Stock	
R	L		D	L	S	A			R	L
212048500	212353000	A25X PCLN R/L 12	25	25	17	32	CN.. 1204..	0,050		
212353100	212353200	A32X PCLN R/L 12	32	30	22	40	CN.. 1204..	0,150		
212353300	212353400	A40X PCLN R/L 12	40	30	27	50	CN.. 1204..	0,300		
212353500	212353600	A50X PCLN R/L 12	50	30	35	63	CN.. 1204..	0,600		
212353700	212353800	A50X PCLN R/L 16	50	40	35	63	CN.. 1606..	0,600		
212353900	212354000	A60X PCLN R/L 16	60	40	43	80	CN.. 1606..	0,800		

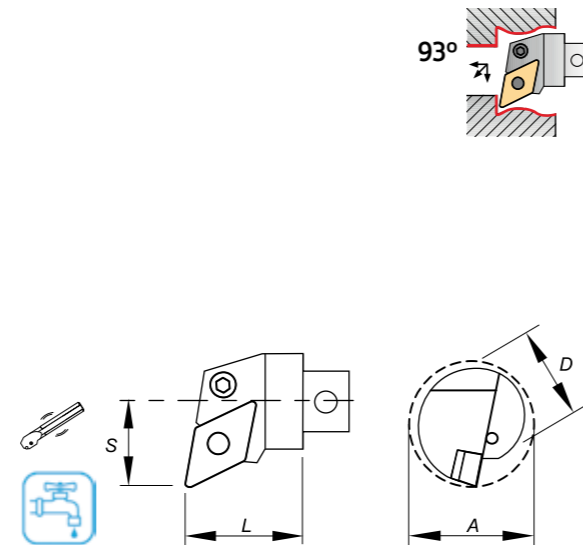
 Stock item | Item de stock     Available under request | Disponibilidade sob consulta | Disponible bajo consulta

SPARE PARTS Complementos | Complementos

Cutter Reference	Shim	Pin Shim	Shim Pin Punch	Lever	Lock Pin	Wrench
A25X PCLN R/L 12	-	-	-	AN12100	PA0601300	SS25
A32X PCLN R/L 12	CC120301	BE05500	BF47509	AC13200	PA0801700	SS30
A40X PCLN R/L 12	CC120301	BE05500	BF47509	AN13100	PA0802100	SS30
A50X PCLN R/L 12	CC120301	BE05500	BF47509	AN13100	PA0802100	SS30
A50X PCLN R/L 16	CC160500	BE07000	BF65012	AN17100	PA0802300	SS30
A60X PCLN R/L 16	CC160500	BE07000	BF65012	AN17100	PA0802300	SS30

(P) LEVER LOCK SYSTEM ANTI-VIBRATION FOR INTERNAL TURNING

Roughing	Finishing	Medium to Finishing	Medium to Finishing	Medium to Finishing	Medium	Medium
Flat	MF	MS	SF	LC	PM	MR
(15)	(15)	(15)	(15)	(15)	(15)	(15)
Medium Wiper	Roughing to Medium	Medium	Roughing	Roughing to Medium	Medium to Finishing	Medium to Finishing
MW	SS	ST	HR	O1	O2	O3
(15)	(15)	(15)	(15)	(15)	(15)	(15)



Order Code		Reference	Dimensions (mm)				Insert	Kg	Stock	
R	L		D	L	S	A			R	L
212354100	212354200	A32X PDUN R/L 15	32	30	22	40	DN.. 1506..	0,150	⊗	⊗
212354300	212354400	A40X PDUN R/L 15	40	30	27	50	DN.. 1506..	0,300	⊗	⊗
212354500	212354600	A50X PDUN R/L 15	50	40	35	63	DN.. 1506..	0,600	⊗	⊗
212354700	212354800	A60X PDUN R/L 15	60	40	43	80	DN.. 1506..	0,800	⊗	⊗

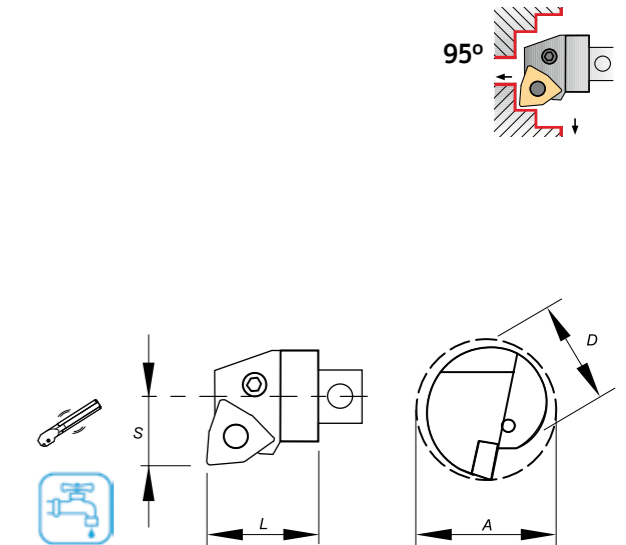
⊗ Stock item | Item de stock      ○ Available under request | Disponibilidade sob consulta | Disponible bajo consulta

SPARE PARTS Complementos | Complementos

Cutter Reference	for inserts DN.. 1504..							
	Shim	Pin Shim	Shim Pin Punch	Lever	Lock Pin	Wrench	Shim	Pin Shim
A32X PDUN R/L 15	CD150300	BE05500	BF47509	AN14700	PA0801700	SS30	CD150500	BE05401
A40X PDUN R/L 15	CD150300	BE05500	BF47509	AN14700	PA0802101	SS30	CD150500	BE05401
A50X PDUN R/L 15	CD150300	BE05500	BF47509	AN14700	PA0802101	SS30	CD150500	BE05401
A60X PDUN R/L 15	CD150300	BE05500	BF47509	AN14700	PA0802101	SS30	CD150500	BE05401

(P) LEVER LOCK SYSTEM ANTI-VIBRATION FOR INTERNAL TURNING

Roughing	Finishing	Medium to Finishing	Medium to Finishing	Medium to Finishing	Medium
Flat	MF	MS	SF	LC	PM
(08)	(08)	(08)	(08)	(08)	(08)
Medium	Medium Wiper	Roughing to Medium	Medium	Roughing	
MR	MW	SS	ST	HR	
(08)	(08)	(08)	(08)	(08)	



Order Code		Reference	Dimensions (mm)				Insert	Kg	Stock	
R	L		D	L	S	A			R	L
212354900	212355000	A32X PWLN R/L 08	32	30	22	40	WN.. 0804..	0,150	⊗	⊗
212355100	212355200	A40X PWLN R/L 08	40	30	27	50	WN.. 0804..	0,300	⊗	⊗
212355300	212355400	A50X PWLN R/L 08	50	40	35	63	WN.. 0804..	0,600	⊗	⊗
212355500	212355600	A60X PWLN R/L 08	60	40	43	80	WN.. 0804..	0,800	⊗	⊗

⊗ Stock item | Item de stock      ○ Available under request | Disponibilidade sob consulta | Disponible bajo consulta

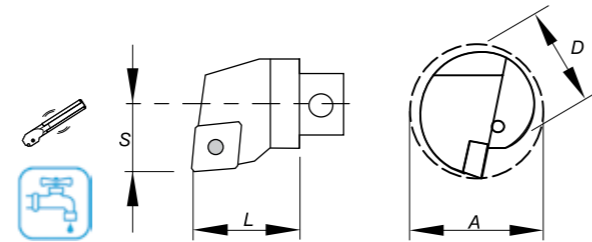
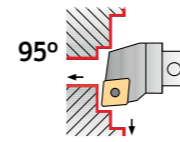
SPARE PARTS Complementos | Complementos

Cutter Reference	Shim	Shim Pin	Shim Pin Punch	Lever	Lever Screw	Wrench
	A32X PWLN R/L 08	CW080300	BE05500	BF47509	AC13200	PA0801700
A40X PWLN R/L 08	CW080300	BE05500	BF47509	AN13100	PA0802100	SS30
A50X PWLN R/L 08	CW080300	BE05500	BF47509	AN13100	PA0802100	SS30
A60X PWLN R/L 08	CW080300	BE05500	BF47509	AN13100	PA0802100	SS30



(S) CENTER SCREW ANTI VIBRATION FOR INTERNAL TURNING

Finishing	Fine Finishing	Fine Finishing	Fine Finishing
<b>Flat</b>	<b>FP</b>	<b>FM</b>	<b>FK</b>
(09-12)	(09)	(09)	(09)
Finishing	Finishing	Finishing	Finishing to fine finishing
<b>MP</b>	<b>MM</b>	<b>MK</b>	<b>LN</b>
(09-12)	(09-12)	(09-12)	(09-12)



Order Code		Reference	Dimensions (mm)				Insert	Kg	Stock	
R	L		D	L	S	A			R	L
212355700	212355800	A20X SCLC R/L 09	20	25	13	25	CC.. 09T3..	0,030		
212355900	212356000	A25X SCLC R/L 09	25	25	17	32	CC.. 09T3..	0,070		
212356100	212356200	A32X SCLC R/L 12	32	30	22	40	CC.. 1204..	0,150		
212356300	212356400	A40X SCLC R/L 12	40	30	27	50	CC.. 1204..	0,250		
212356500	212356600	A50X SCLC R/L 12	50	40	35	63	CC.. 1204..	0,650		
212356700	212356800	A60X SCLC R/L 12	60	40	43	80	CC.. 1204..	0,850		

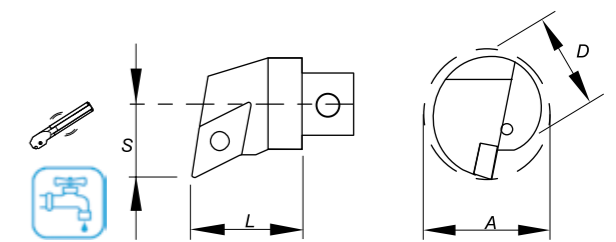
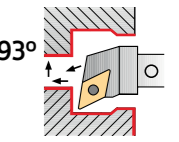
Stock item | Item de stock  Available under request | Disponibilidade sob consulta | Disponible bajo consulta

SPARE PARTS Complementos | Complementos

Cutter Reference	Shim	Shim Screw	Screw	Wrench
A20X SCLC R/L 09	-	-	P0400802	XT15-S35
A25X SCLC R/L 09	-	-	P0400802	XT15-S35
A32X SCLC R/L 12	CC120401	T06004000	P0401400	XT15-S40
A40X SCLC R/L 12	CC120401	T06004000	P0401400	XT15-S40
A50X SCLC R/L 12	CC120401	T06004000	P0401400	XT15-S40
A60X SCLC R/L 12	CC120401	T06004000	P0401400	XT15-S40

(S) CENTER SCREW ANTI VIBRATION FOR INTERNAL TURNING

Finishing	Fine Finishing	Fine Finishing	Fine Finishing	Finishing	Finishing
<b>Flat</b>	<b>FP</b>	<b>FM</b>	<b>FK</b>	<b>FW</b>	<b>LM</b>
(11)	(11)	(11)	(11)	(11)	(11)
Finishing	Finishing	Finishing	Finishing to Fine Finishing	Finishing to Fine Finishing	
<b>MP</b>	<b>MM</b>	<b>MK</b>	<b>FS</b>	<b>LN</b>	
(11)	(11)	(11)	(11)	(11)	











Order Code		Reference	Dimensions (mm)				Insert	Kg	Stock	
R	L		D	L	S	A			R	L
212356900	212357000	A20X SDUC R/L 11	20	25	13	25	DC.. 11T3..	0,030		
212357100	212357200	A25X SDUC R/L 11	25	25	17	32	DC.. 11T3..	0,070		
212357300	212357400	A32X SDUC R/L 11	32	30	22	40	DC.. 11T3..	0,150		
212357500	212357600	A40X SDUC R/L 11	40	30	27	50	DC.. 11T3..	0,250		
212357700	212357800	A50X SDUC R/L 11	50	40	35	63	DC.. 11T3..	0,650		
212357900	212358000	A60X SDUC R/L 11	60	40	43	80	DC.. 11T3..	0,850		

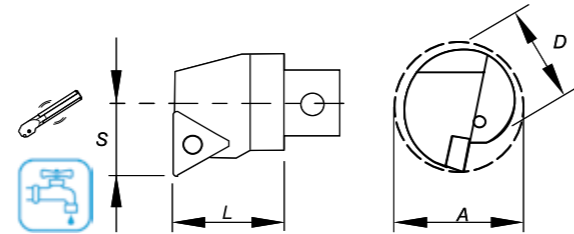
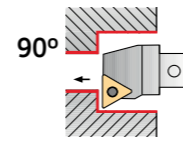
Stock item | Item de stock  Available under request | Disponibilidade sob consulta | Disponible bajo consulta













SPARE PARTS Complementos | Complementos



Cutter Reference	Shim	Shim Screw	Screw	Wrench
A20X SDUC R/L 11	-	-	P0401100	XT15-S35
A25X SDUC R/L 11	-	-	P0401100	XT15-S35
A32X SDUC R/L 11	CD110301	T05003500	P0351500	XT15-S35
A40X SDUC R/L 11	CD110301	T05003500	P0351500	XT15-S35
A50X SDUC R/L 11	CD110301	T05003500	P0351500	XT15-S35
A60X SDUC R/L 11	CD110301	T05003500	P0351500	XT15-S35

(S) CENTER SCREW ANTI VIBRATION FOR INTERNAL TURNING





Finishing	Fine Finishing	Fine Finishing	Fine Finishing
Flat	FP	FM	FK
 (16)	 (16)	 (16)	 (16)
Finishing	Finishing	Finishing	Finishing to Fine Finishing
MP	MM	MK	LN
 (16)	 (16)	 (16)	 (16)

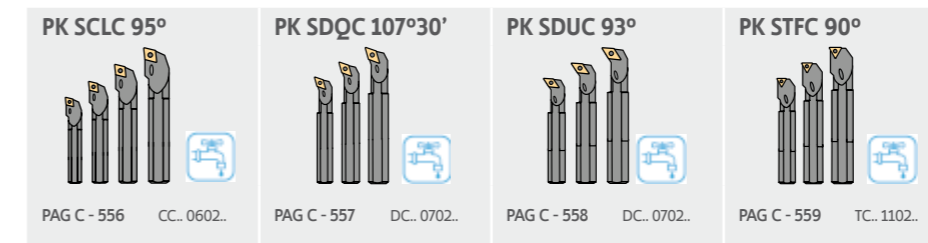


Order Code		Reference	Dimensions (mm)				Insert	Kg	Stock	
R	L		D	L	S	A			R	L
212358100	212358200	A20X STFC R/L 16	20	25	13	25	TC.. 16T3..	0,030		
212358300	212358400	A25X STFC R/L 16	25	25	17	32	TC.. 16T3..	0,070		
212358500	212358600	A32X STFC R/L 16	32	30	22	40	TC.. 16T3..	0,150		
212358700	212358800	A40X STFC R/L 16	40	30	27	50	TC.. 16T3..	0,250		
212358900	212359000	A50X STFC R/L 16	50	40	35	63	TC.. 16T3..	0,650		
212359100	212359200	A60X STFC R/L 16	60	40	43	80	TC.. 16T3..	0,850		

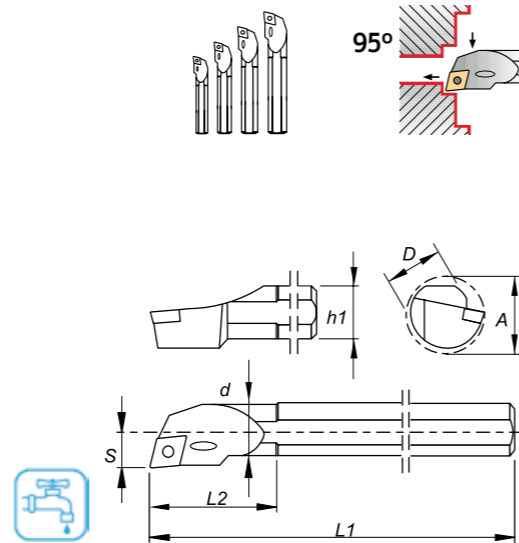
 Stock item | Item de stock  Available under request | Disponibilidade sob consulta | Disponible bajo consulta

SPARE PARTS Complementos | Complementos

Cutter Reference	Shim	Shim Screw	Screw	Wrench
A20X STFC R/L 16				
A25X STFC R/L 16	-	-	P0401100	XT15-S35
A32X STFC R/L 16	-	-	P0401100	XT15-S35
A40X STFC R/L 16	CT160302	T05003500	P0351500	XT15-S35
A50X STFC R/L 16	CT160302	T05003500	P0351500	XT15-S35
A60X STFC R/L 16	CT160302	T05003500	P0351500	XT15-S35



Finishing	Fine Finishing	Fine Finishing	Fine Finishing	Fine Finishing	Fine Finishing wiper	Finishing
Flat (06)	FP (06)	BO (06)	FM (06)	FK (06)	FW (06)	LM (06)
Finishing	Finishing	Finishing	Finishing wiper	Finishing to fine finishing	Finishing to fine finishing	
MP (06)	MM (06)	MK (06)	MW (06)	FS (06)	LN (06)	



Order Code		Reference	Dimensions (mm)							Insert	Kg	Stock	
R Pack	R		D	d	L1	L2	S	A	h1			Pack	R
212359300	212250500	A0608H SCLC R 06	8	6	100	25	4	10	7	CC..0602..	0,400	⊗	⊗
	212359400	A0810J SCLC R 06	10	8	110	32	6	12	9	CC..0602..			⊗
	212250600	A1012K SCLC R 06	12	10	125	38	7	14	11	CC..0602..			⊗
	212167900	A1216M SCLC R 06	16	12	150	50	9	18	15	CC..0602..			⊗

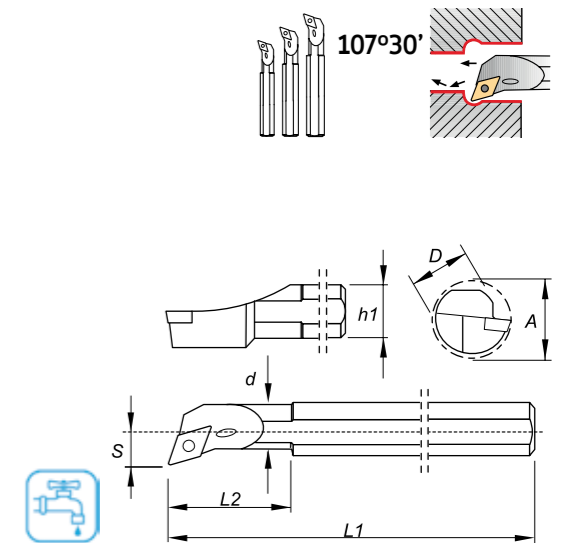
Order Code		Reference	Dimensions (mm)							Insert	Kg	Stock	
L Pack	L		D	d	L1	L2	S	A	L1			Pack	L
212359500	212359600	A0608H SCLC L 06	8	6	100	25	4	10	7	CC..0602..	0,400	⊗	⊗
	212359700	A0810J SCLC L 06	10	8	110	32	6	12	9	CC..0602..			⊗
	212359800	A1012K SCLC L 06	12	10	125	38	7	14	11	CC..0602..			⊗
	212359900	A1216M SCLC L 06	16	12	150	50	9	18	15	CC..0602..			⊗

⊗ Stock item | Item de stock      ○ Available under request | Disponibilidade sob consulta | Disponible bajo consulta

SPARE PARTS Complementos | Complementos

Cutter Reference	Screw	Wrench
A0608H SCLC R/L 06	P0200601	XT07
A0810J SCLC R/L 06	P0200601	XT07
A1012K SCLC R/L 06	P0250700	XT07
A1216M SCLC R/L 06	P0250700	XT07

Finishing	Fine Finishing	Fine Finishing	Fine Finishing	Finishing	Finishing
Flat (07)	FP (07)	FM (07)	FK (07)	FW (07)	LM (07)
Finishing	Finishing	Finishing	Finishing to Fine Finishing	Finishing to Fine Finishing	
MP (07)	MM (07)	MK (07)	FS (07)	LN (07)	



Order Code		Reference	Dimensions (mm)							Insert	Kg	Stock	
R Pack	R		D	d	L1	L2	S	A	h1			Pack	R
212360000	212360100	A0810J SDQC R 07	10	8	110	32	7	12,5	9	DC..0702..	0,350	⊗	⊗
	212360200	A1012K SDQC R 07	12	10	125	38	9	15,5	11	DC..0702..			⊗
	212360300	A1216M SDQC R 07	16	12	150	50	11	19,5	15	DC..0702..			⊗

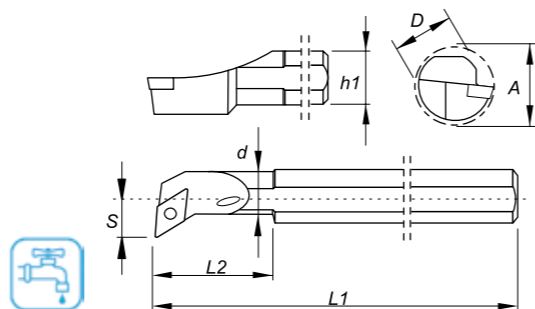
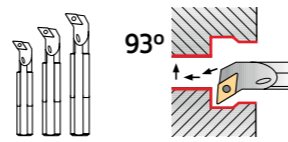
Order Code		Reference	Dimensions (mm)							Insert	Kg	Stock	
L Pack	L		D	d	L1	L2	S	A	L1			Pack	L
212360400	212360500	A0810J SDQC L 07	10	8	110	32	7	12,5	9	DC..0702..	0,350	⊗	⊗
	212360600	A1012K SDQC L 07	12	10	125	38	9	15,5	11	DC..0702..			⊗
	212360700	A1216M SDQC L 07	16	12	150	50	11	19,5	15	DC..0702..			⊗

⊗ Stock item | Item de stock      ○ Available under request | Disponibilidade sob consulta | Disponible bajo consulta

SPARE PARTS Complementos | Complementos

Cutter Reference	Screw	Wrench
A0810J SDQC R/L 07	P0200601	XT07
A1012K SDQC R/L 07	P0250700	XT07
A1216M SDQC R/L 07	P0250700	XT07

Finishing	Fine Finishing	Fine Finishing	Fine Finishing	Finishing Wiper	Finishing
Flat	FP	FM	FK	FW	LM
(07)	(07)	(07)	(07)	(07)	(07)
Finishing	Finishing	Finishing	Finishing to Fine Finishing	Finishing to Fine Finishing	
MP	MM	MK	FS	LN	
(07)	(07)	(07)	(07)	(07)	



Order Code		Reference	Dimensions (mm)							Insert	Kg	Stock	
R Pack	R		D	d	L1	L2	S	A	h1			Pack	R
212360800	212360900	A0810J SDUC R 07	10	8	110	32	7	12,5	9	DC.. 0702..	0,350		⊗
	212361000	A1012K SDUC R 07	12	10	125	38	9	15,5	11	DC.. 0702..		⊗	⊗
	212361100	A1216M SDUC R 07	16	12	150	50	11	19,5	15	DC.. 0702..		⊗	⊗

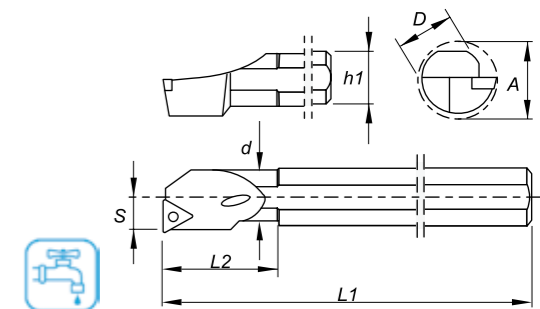
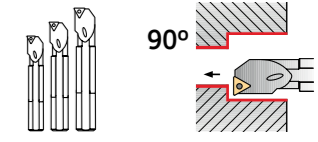
Order Code		Reference	Dimensions (mm)							Insert	Kg	Stock	
L Pack	L		D	d	L1	L2	S	A	L1			Pack	L
212361200	212361300	A0810J SDUC L 07	10	8	110	32	7	12,5	9	DC.. 0702..	0,350		⊗
	212361400	A1012K SDUC L 07	12	10	125	38	9	15,5	11	DC.. 0702..		⊗	⊗
	212361500	A1216M SDUC L 07	16	12	150	50	11	19,5	15	DC.. 0702..		⊗	⊗

⊗ Stock item | Item de stock      ○ Available under request | Disponibilidade sob consulta | Disponible bajo consulta

SPARE PARTS Complementos | Complementos

Cutter Reference	Screw	Wrench
A0810J SDUC R/L 07	P0200601	XT07
A1012K SDUC R/L 07	P0250700	XT07
A1216M SDUC R/L 07	P0250700	XT07

Finishing	Fine Finishing	Fine Finishing	Fine Finishing
Flat	FP	FM	FK
(11)	(11)	(11)	(11)
Finishing	Finishing	Finishing	Finishing to Fine Finishing
MP	MM	MK	LN
(11)	(11)	(11)	(11)



Order Code		Reference	Dimensions (mm)							Insert	Kg	Stock	
R Pack	R		D	d	L1	L2	S	A	h1			Pack	R
212361600	212361700	A0810J STFC R 11	10	8	110	32	7	12,5	9	TC.. 1102..	0,350		⊗
	212361800	A1012K STFC R 11	12	10	125	38	9	15,5	11	TC.. 1102..		⊗	⊗
	212361900	A1216M STFC R 11	16	12	150	50	11	19,5	15	TC.. 1102..		⊗	⊗

Order Code		Reference	Dimensions (mm)							Insert	Kg	Stock	
L Pack	L		D	d	L1	L2	S	A	L1			Pack	L
212362000	212362100	A0810J STFC L 11	10	8	110	32	7	12,5	9	TC.. 1102..	0,350		⊗
	212362200	A1012K STFC L 11	12	10	125	38	9	15,5	11	TC.. 1102..		⊗	⊗
	212362300	A1216M STFC L 11	16	12	150	50	11	19,5	15	TC.. 1102..		⊗	⊗

⊗ Stock item | Item de stock      ○ Available under request | Disponibilidade sob consulta | Disponible bajo consulta

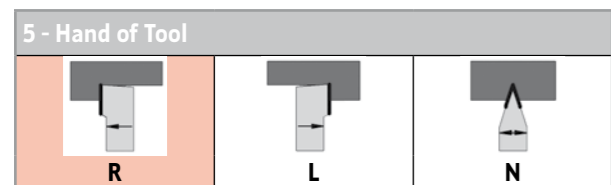
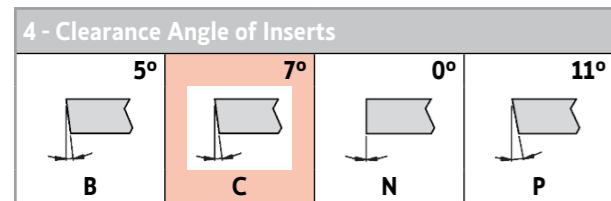
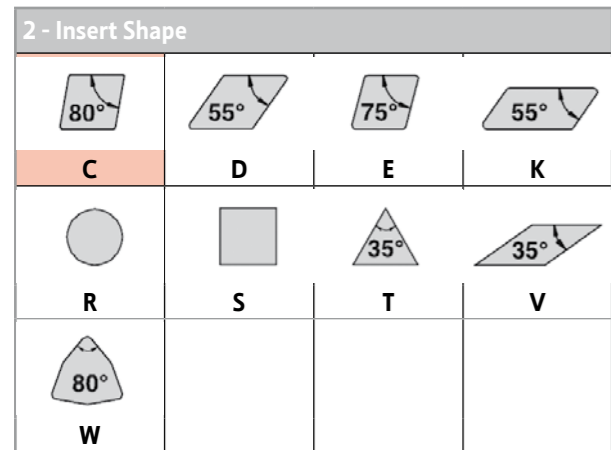
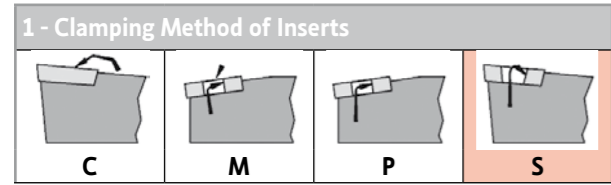
SPARE PARTS Complementos | Complementos

Cutter Reference	Screw	Wrench
A0810J STFC R/L 11	P0200601	XT07
A1012K STFC R/L 11	P0250700	XT07
A1216M STFC R/L 11	P0250700	XT07

# CODE KEY FOR AUTOMATIC LATHES (ISO)

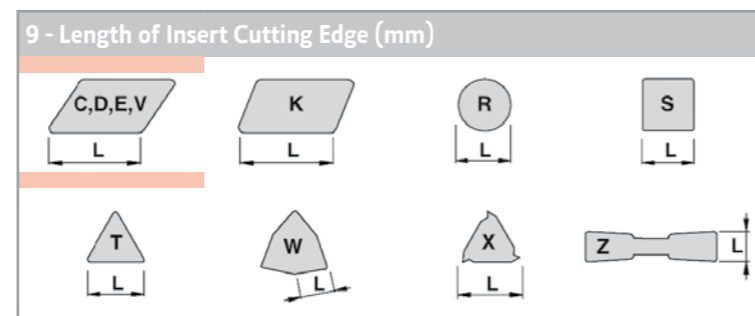
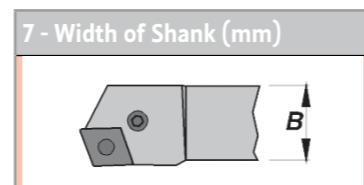
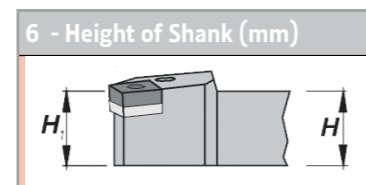
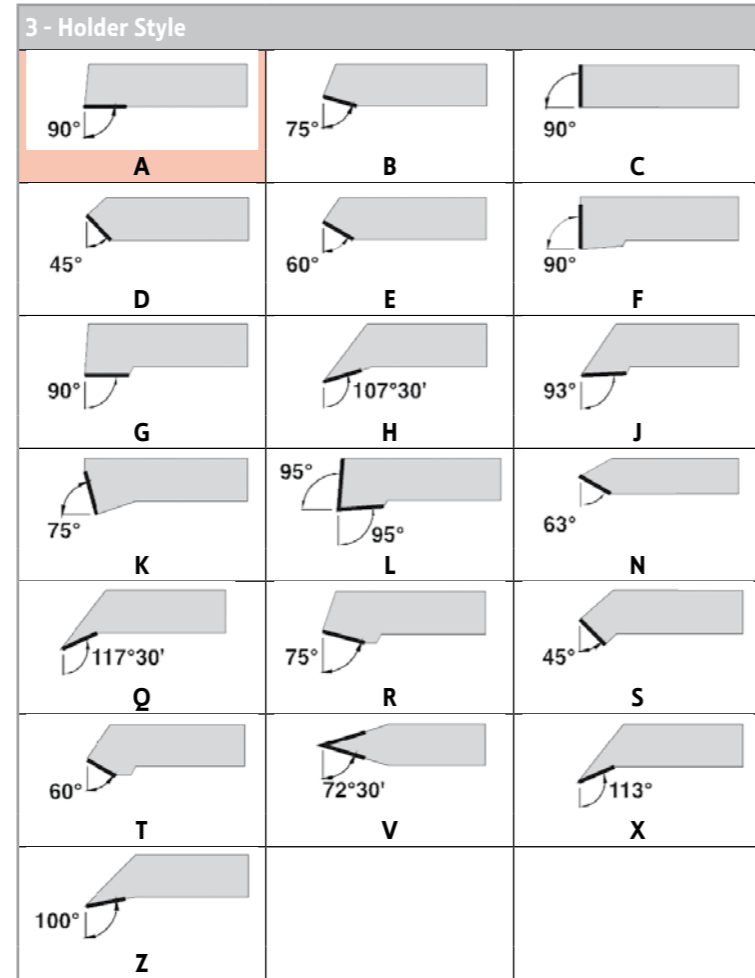
Sistema De Codificação Para Tornos Automáticos (Iso) | Codificación De Herramientas De Tornos Automáticos (Iso)

**1** **2** **3** **4** **5** - **6** **7** - **8** **9**  
**S** **C** **A** **C** **R** - **12** **12** - **M** **09**



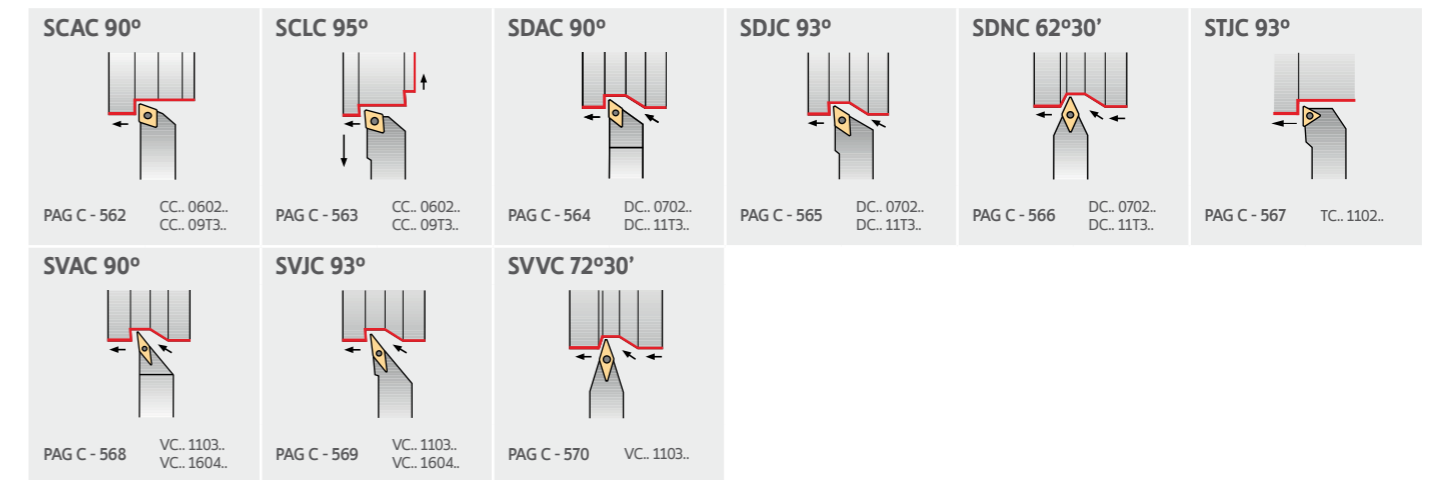
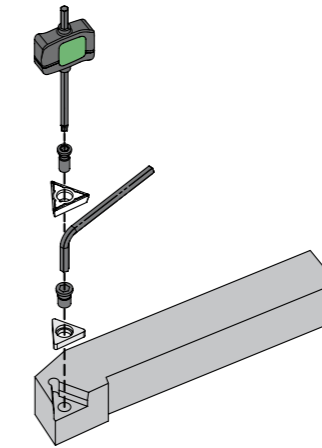
**8 - Length of Holder (mm)**

D	60	P	70
E	70	R	200
F	80	S	250
H	100	T	300
K	125	U	350
L	140	V	400
M	150	X	Special



# AUTOMATIC LATHES OVERVIEW | Visão geral de Tornos automáticos | Visión general de tornos automáticos

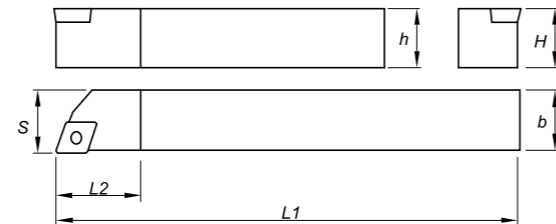
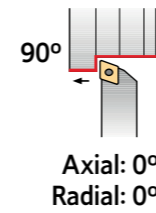
## CENTER SCREW TOOLHOLDERS





CENTER SCREW TOOLHOLDERS

Finishing	Fine Finishing	Fine Finishing	Fine Finishing	Fine Finishing	Finishing
Flat FP (06-09)	BO (06-09)	FM (06-09)	FK (06-09)	LM (06-09)	
Finishing	Finishing	Finishing	Finishing wiper	Finishing to fine finishing	Finishing to fine finishing
MP (06-09)	MM (06-09)	MK (06-09)	MW (06-09)	FS (06-09)	LN (06-09)



Order Code		Reference	Dimensions (mm)					Insert	Kg	Stock	
R	L		H=h	b	L1	L2	S			R	L
212251300	212251400	SCAC R/L 0808 M06	8	8	150	8	8	CC.. 0602..	0,070	⊗	⊗
212251500	212251600	SCAC R/L 1010 M06	10	10	150	10	10	CC.. 0602..	0,110	⊗	⊗
212251700	212251800	SCAC R/L 1212 M06	12	12	150	12	12	CC.. 0602..	0,150	⊗	⊗
212251900	212252000	SCAC R/L 1616 M06	16	16	150	16	16	CC.. 0602..	0,280	⊗	⊗
212252100	212252200	SCAC R/L 1212 M09	12	12	150	12	12	CC.. 09T3..	0,150	⊗	⊗
212252300	212252400	SCAC R/L 1616 M09	16	16	150	16	16	CC.. 09T3..	0,280	⊗	⊗

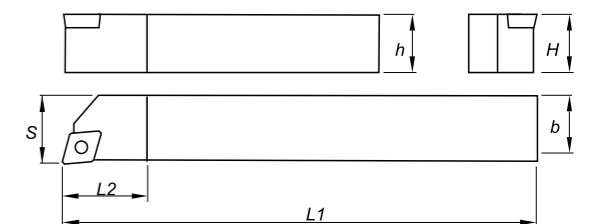
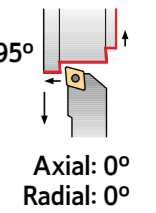
⊗ Stock item | Item de stock      ○ Available under request | Disponibilidade sob consulta | Disponible bajo consulta

SPARE PARTS Complementos | Complementos

Cutter Reference	Screw	Wrench
SCAC R/L 0808 M06	P0250700	XT07
SCAC R/L 1010 M06	P0250700	XT07
SCAC R/L 1212 M06	P0250700	XT07
SCAC R/L 1616 M06	P0250700	XT07
SCAC R/L 1212 M09	P0401100	XT15-S35
SCAC R/L 1616 M09	P0401100	XT15-S35

CENTER SCREW TOOLHOLDERS

Finishing	Fine Finishing	Fine Finishing	Fine Finishing	Fine Finishing	Finishing
Flat FP (06-09)	BO (06-09)	FM (06-09)	FK (06-09)	LM (06-09)	
Finishing	Finishing	Finishing	Finishing wiper	Finishing to fine finishing	Finishing to fine finishing
MP (06-09)	MM (06-09)	MK (06-09)	MW (06-09)	FS (06-09)	LN (06-09)



Order Code		Reference	Dimensions (mm)					Insert	Kg	Stock	
R	L		H=h	b	L1	L2	S			R	L
212252500	212252600	SCLC R/L 0808 M06	8	8	150	8	8	CC.. 0602..	0,070	⊗	⊗
212252700	212252800	SCLC R/L 1010 M06	10	10	150	10	10	CC.. 0602..	0,110	⊗	⊗
212252900	212253000	SCLC R/L 1212 M06	12	12	150	12	12	CC.. 0602..	0,150	⊗	⊗
212253100	212253200	SCLC R/L 1616 M06	16	16	150	16	16	CC.. 0602..	0,280	⊗	⊗
212253300	212253400	SCLC R/L 1212 M09	12	12	150	12	12	CC.. 09T3..	0,150	⊗	⊗
212253500	212250400	SCLC R/L 1616 M09	16	16	150	16	16	CC.. 09T3..	0,280	⊗	⊗

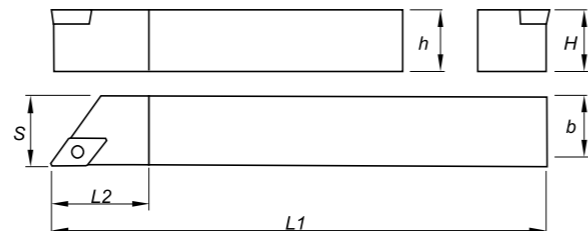
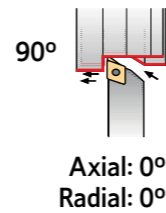
⊗ Stock item | Item de stock      ○ Available under request | Disponibilidade sob consulta | Disponible bajo consulta

SPARE PARTS Complementos | Complementos

Cutter Reference	Screw	Wrench
SCLC R/L 0808 M06	P0250700	XT07
SCLC R/L 1010 M06	P0250700	XT07
SCLC R/L 1212 M06	P0250700	XT07
SCLC R/L 1616 M06	P0250700	XT07
SCLC R/L 1212 M09	P0401100	XT15-S35
SCLC R/L 1616 M09	P0401100	XT15-S35

CENTER SCREW TOOLHOLDERS

Finishing	Fine Finishing	Fine Finishing	Fine Finishing	Finishing
Flat	FP	FM	FK	LM
(07-11)	(07-11)	(07-11)	(07-11)	(07-11)
Finishing	Finishing	Finishing	Finishing to Fine Finishing	Finishing to Fine Finishing
MP	MM	MK	FS	LN
(07-11)	(07-11)	(07-11)	(07-11)	(07-11)



Order Code		Reference	Dimensions (mm)					Insert	Kg	Stock	
R	L		H=h	b	L1	L2	S			R	L
212253600	212253700	SDAC R/L 0808 M07	8	8	150	12,7	8	DC.. 0702..	0,070	⊗	⊗
212253800	212253900	SDAC R/L 1010 M07	10	10	150	15,0	10	DC.. 0702..	0,110	⊗	⊗
212254000	212254100	SDAC R/L 1212 M07	12	12	150	15,0	12	DC.. 0702..	0,150	⊗	⊗
212254200	212254300	SDAC R/L 1616 M07	16	16	150	16,0	16	DC.. 0702..	0,280	⊗	⊗
212254400	212254500	SDAC R/L 1212 M11	12	12	150	18,0	12	DC.. 11T3..	0,150	⊗	⊗
212254600	212254700	SDAC R/L 1616 M11	16	16	150	20,0	16	DC.. 11T3..	0,280	⊗	⊗

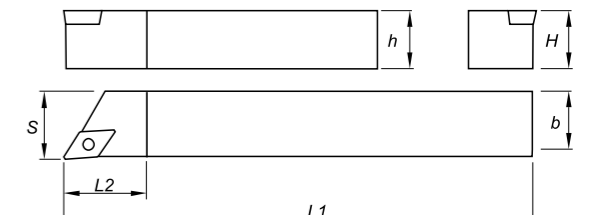
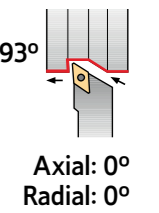
⊗ Stock item | Item de stock      ○ Available under request | Disponibilidade sob consulta | Disponible bajo consulta

SPARE PARTS Complementos | Complementos

Cutter Reference	Screw	Wrench
SDAC R/L 0808 M07	P0250700	XT07
SDAC R/L 1010 M07	P0250700	XT07
SDAC R/L 1212 M07	P0250700	XT07
SDAC R/L 1616 M07	P0250700	XT07
SDAC R/L 1212 M11	P0401100	XT15-S35
SDAC R/L 1616 M11	P0401100	XT15-S35

CENTER SCREW TOOLHOLDERS

Finishing	Fine Finishing	Fine Finishing	Fine Finishing	Fine Finishing	Finishing
Flat	FP	FM	FK	FW	LM
(07-11)	(07-11)	(07-11)	(07-11)	(07-11)	(07-11)
Finishing	Finishing	Finishing	Finishing Wiper	Finishing to Fine Finishing	Finishing to Fine Finishing
MP	MM	MK	MW	FS	LN
(07-11)	(07-11)	(07-11)	(07-11)	(07-11)	(07-11)



Order Code		Reference	Dimensions (mm)					Insert	Kg	Stock	
R	L		H=h	b	L1	L2	S			R	L
212254800	212254900	SDJC R/L 0808 M07	8	8	150	8	8	DC.. 0702..	0,070	⊗	⊗
212255000	212255100	SDJC R/L 1010 M07	10	10	150	10	10	DC.. 0702..	0,110	⊗	⊗
212255200	212255300	SDJC R/L 1212 M07	12	12	150	12	12	DC.. 0702..	0,150	⊗	⊗
212255400	212255500	SDJC R/L 1616 M07	16	16	150	16	16	DC.. 0702..	0,280	⊗	⊗
212255600	212255700	SDJC R/L 1212 M11	12	12	150	12	12	DC.. 11T3..	0,150	⊗	⊗
212255800	212255900	SDJC R/L 1616 M11	16	16	150	16	16	DC.. 11T3..	0,280	⊗	⊗

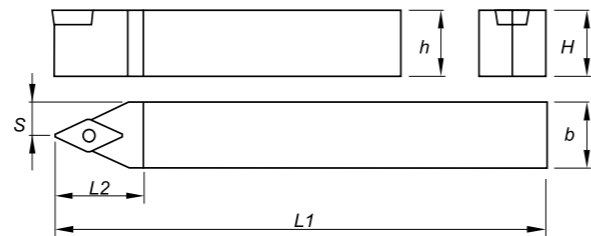
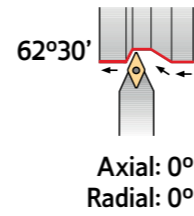
⊗ Stock item | Item de stock      ○ Available under request | Disponibilidade sob consulta | Disponible bajo consulta

SPARE PARTS Complementos | Complementos

Cutter Reference	Screw	Wrench
SDJC R/L 0808 M07	P0250700	XT07
SDJC R/L 1010 M07	P0250700	XT07
SDJC R/L 1212 M07	P0250700	XT07
SDJC R/L 1616 M07	P0250700	XT07
SDJC R/L 1212 M11	P0401100	XT15-S35
SDJC R/L 1616 M11	P0401100	XT15-S35

CENTER SCREW TOOLHOLDERS

Finishing	Fine Finishing	Fine Finishing	Fine Finishing	Finishing
Flat	FP	FM	FK	LM
(07-11)	(07-11)	(07-11)	(07-11)	(07-11)
Finishing	Finishing	Finishing	Finishing to Fine Finishing	Finishing to Fine Finishing
MP	MM	MK	FS	LN
(07-11)	(07-11)	(07-11)	(07-11)	(07-11)



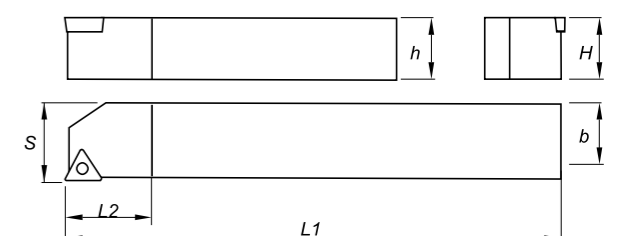
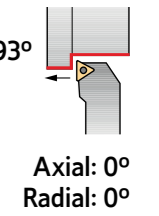
Order Code	Reference	Dimensions (mm)					Insert	Kg	Stock
		H=h	b	L1	L2	S			
212256000	SDNC N 1010 M07	10	10	150	15	5,2	DC.. 0702..	0,100	☉
212256100	SDNC N 1212 M11	12	12	150	21	6,2	DC.. 11T3..	0,140	☉
212256200	SDNC N 1616 M11	16	16	150	21	8,6	DC.. 11T3..	0,270	☉

☉ Stock item | Item de stock

○ Available under request | Disponibilidade sob consulta | Disponible bajo consulta

CENTER SCREW TOOLHOLDERS

Finishing	Fine Finishing	Fine Finishing	Fine Finishing	Finishing Wiper
Flat	FP	FM	FK	FW
(11)	(11)	(11)	(11)	(11)
Finishing	Finishing	Finishing	Finishing to Fine Finishing	
MP	MM	MK	LN	
(11)	(11)	(11)	(11)	



Order Code	Reference	Dimensions (mm)					Insert	Kg	Stock		
		R	L	H=h	b	L1			L2	S	R
212256300	212256400	STJC R/L 1010 M11	10	10	150	16	10	TC.. 1102..	0,110	☉	☉
212256500	212256600	STJC R/L 1212 M11	12	12	150	16	12	TC.. 1102..	0,150	☉	☉
212256700	212256800	STJC R/L 1616 M11	16	16	150	16	16	TC.. 1102..	0,280	☉	☉

☉ Stock item | Item de stock

○ Available under request | Disponibilidade sob consulta | Disponible bajo consulta









SPARE PARTS Complementos | Complementos

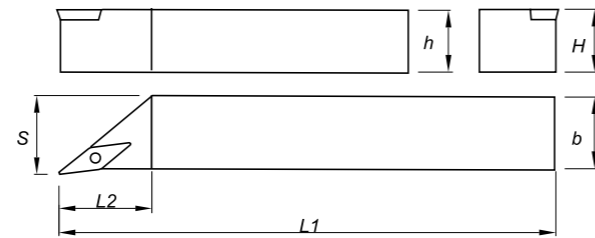
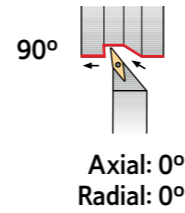
Cutter Reference	Screw	Wrench
SDNC N 1010 M07	P0250700	XT07
SDNC N 1212 M11	P0401100	XT15-S35
SDNC N 1616 M11	P0401100	XT15-S35













SPARE PARTS Complementos | Complementos


Cutter Reference	Screw	Wrench
STJC R/L 1010 M11	P0250700	XT07
STJC R/L 1212 M11	P0250700	XT07
STJC R/L 1616 M11	P0250700	XT07


CENTER SCREW TOOLHOLDERS

Finishing	Fine Finishing	Fine Finishing	Fine Finishing
Flat	FP	FM	FK
			
(11-16)	(11-16)	(11-16)	(11-16)
Finishing	Finishing	Finishing	Finishing to Fine Finishing
MP	MM	MK	LN
			
(11-16)	(11-16)	(11-16)	(11-16)











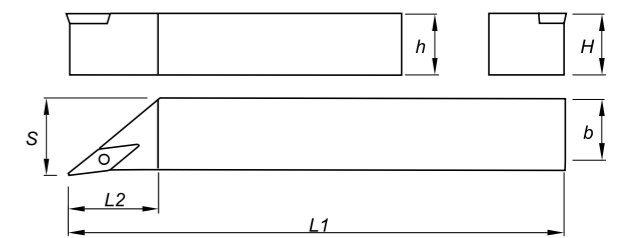
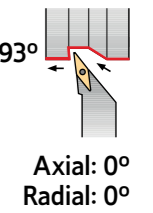
Order Code		Reference	Dimensions (mm)					Insert	Kg	Stock	
R	L		H=h	b	L1	L2	S			R	L
212256900	212257000	SVAC R/L 0808 M11	8	8	150	26	8	VC.. 1103..	0,070		
212257100	212257200	SVAC R/L 1010 M11	10	10	150	26	10	VC.. 1103..	0,100		
212257300	212257400	SVAC R/L 1212 M11	12	12	150	26	12	VC.. 1103..	0,140		
212257500	212257600	SVAC R/L 1616 M11	16	16	150	26	16	VC.. 1103..	0,270		
212257700	212257800	SVAC R/L 1212 M16	12	12	150	40	12	VC.. 1604..	0,140		
212257900	212258000	SVAC R/L 1616 M16	16	16	150	40	16	VC.. 1604..	0,270		













 Stock item | Item de stock


 Available under request | Disponibilidade sob consulta | Disponible bajo consulta


CENTER SCREW TOOLHOLDERS

Finishing	Fine Finishing	Fine Finishing	Fine Finishing
Flat	FP	FM	FK
			
(11-16)	(11-16)	(11-16)	(11-16)
Finishing	Finishing	Finishing	Finishing to Fine Finishing
MP	MM	MK	LN
			
(11-16)	(11-16)	(11-16)	(11-16)





Order Code		Reference	Dimensions (mm)					Insert	Kg	Stock	
R	L		H=h	b	L1	L2	S			R	L
212258100	212258200	SVJC R/L 0808 M11	8	8	150	26	8	VC.. 1103..	0,070		
212258300	212258400	SVJC R/L 1010 M11	10	10	150	26	10	VC.. 1103..	0,100		
212258500	212258600	SVJC R/L 1212 M11	12	12	150	26	12	VC.. 1103..	0,140		
212258700	212258800	SVJC R/L 1616 M11	16	16	150	26	16	VC.. 1103..	0,270		
212258900	212259000	SVJC R/L 1212 M16	12	12	150	40	12	VC.. 1604..	0,140		
212259100	212259200	SVJC R/L 1616 M16	16	16	150	40	16	VC.. 1604..	0,270		



 Stock item | Item de stock

 Available under request | Disponibilidade sob consulta | Disponible bajo consulta

SPARE PARTS Complementos | Complementos

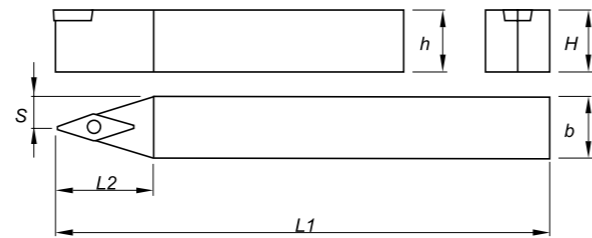
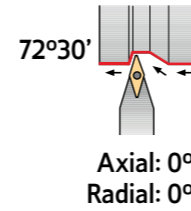
Cutter Reference	Screw	Wrench
SVAC R/L 0808 M11	 P0250700	 XT07
SVAC R/L 1010 M11	P0250700	XT07
SVAC R/L 1212 M11	P0250700	XT07
SVAC R/L 1616 M11	P0250700	XT07
SVAC R/L 1212 M16	P0401100	XT15-S35
SVAC R/L 1616 M16	P0401100	XT15-S35

SPARE PARTS Complementos | Complementos

Cutter Reference	Screw	Wrench
SVJC R/L 0808 M11	 P0250700	 XT07
SVJC R/L 1010 M11	P0250700	XT07
SVJC R/L 1212 M11	P0250700	XT07
SVJC R/L 1616 M11	P0250700	XT07
SVJC R/L 1212 M16	P0401100	XT15-S35
SVJC R/L 1616 M16	P0401100	XT15-S35

CENTER SCREW TOOLHOLDERS

Finishing	Fine Finishing	Fine Finishing	Fine Finishing
Flat	FP	FM	FK
(11)	(11)	(11)	(11)
Finishing	Finishing	Finishing	Finishing to Fine Finishing
MP	MM	MK	LN
(11)	(11)	(11)	(11)



Order Code	Reference	Dimensions (mm)					Insert	Kg	Stock
		H=h	b	L1	L2	S			
212259300	SVVC N 0808 M11	8	8	150	21	4,3	VC.. 1103..	0,070	☉
212259400	SVVC N 1010 M11	10	10	150	21	5,3	VC.. 1103..	0,100	☉
212259500	SVVC N 1212 M11	12	12	150	21	6,3	VC.. 1103..	0,140	☉
212259600	SVVC N 1616 M11	16	16	150	21	8,3	VC.. 1103..	0,260	☉

☉ Stock item | Item de stock

○ Available under request | Disponibilidade sob consulta | Disponible bajo consulta

SPARE PARTS Complementos | Complementos

Cutter Reference	Screw	Wrench
SVVC N 0808 M11	P0250700	XT07
SVVC N 1010 M11	P0250700	XT07
SVVC N 1212 M11	P0250700	XT07
SVVC N 1616 M11	P0250700	XT07

SPARE PARTS | Acessórios | Accesorios

SCREW (TORX) | Parafusos (torx) | Tornillos (torx)

<b>D0501411</b> 290062400 TorxT-10 	<b>D0601411</b> 290053900 TorxT-20 	<b>D0601111</b> 290062500 TorxT-20 	<b>P0801411</b> 290062600 TorxT-25 	<b>P0220600</b> 290026000 TorxT-6 	<b>P0250700</b> 290013400 TorxT-7 
<b>P0300900</b> 290007500 TorxT-8 	<b>P0401100</b> 290007000 TorxT-15 	<b>P0501200</b> 290026200 TorxT-20 	<b>P0200601</b> 290010700 TorxT-7 	<b>P0400802</b> 290006500 TorxT-15 	<b>P0401400</b> 290031100 TorxT-15 
<b>P0351500</b> 290020000 TorxT-15 					

SCREWS (ALLEN) | Parafusos (Allen) | Tornillos (Allen)

<b>D0601400</b> 290062800 Allen 5 	<b>D0300700</b> 290012000 Allen 5 	<b>D0400900</b> 290053700 Allen 5 	<b>D0602200</b> 290062900 Allen 5 	<b>DW142600</b> 290018200 Allen 4 	<b>T05003500</b> 290020100 Allen 3.5 
<b>T06004000</b> 290008700 Allen 4 	<b>T06004001</b> 290064700 Allen 4 	<b>D0300691</b> 290064800 Allen 2 	<b>D0400691</b> 290064900 Allen 2.5 	<b>D0702800</b> 290048100 Allen 4 	<b>D0502300</b> 290065000 Allen 2.5 

DIFFERENTIALS SCREWS | Parafusos Diferenciais | Tornillos Diferenciales

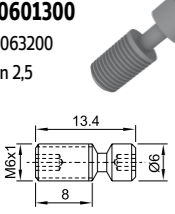
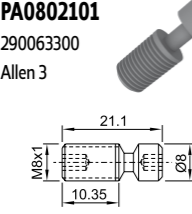
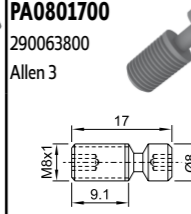
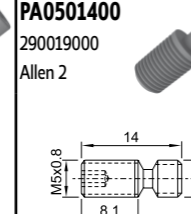
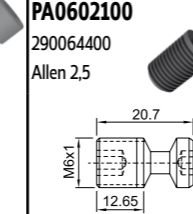
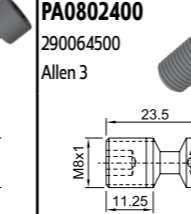
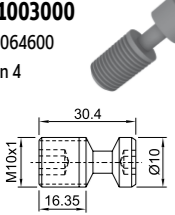
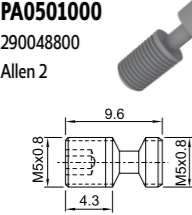
<b>F0602900</b> 290062200 Allen 3 	<b>F0802900</b> 290062300 Allen 4 	<b>F0602100</b> 290062700 Allen 3 
---	---	---

LEVER SCREW | Parafusos Para Alavanca | Tornillos De Palanca

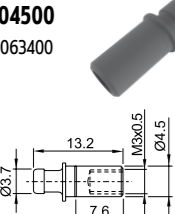
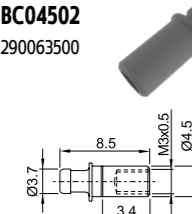
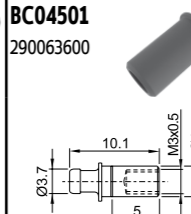
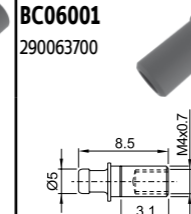
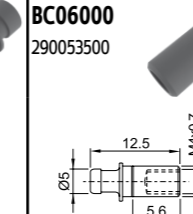
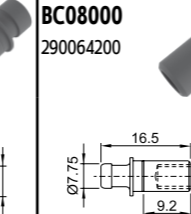
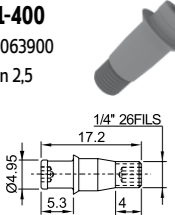
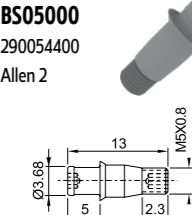
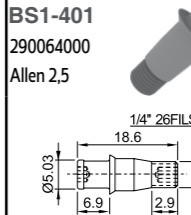
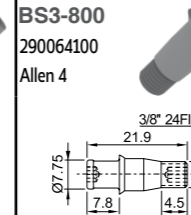
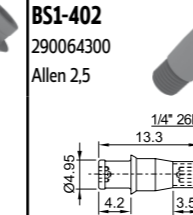
<b>PA0501200</b> 290063000 Allen 2 	<b>PA0601700</b> 290018900 Allen 2.5 	<b>PA0802100</b> 290011900 Allen 3 	<b>PA1002700</b> 290048600 Allen 4 	<b>PA1203600</b> 290063100 Allen 5 	<b>PA0802300</b> 290047100 Allen 3 
--	--	--	--	--	--



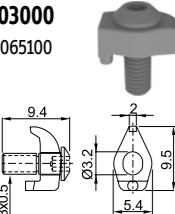
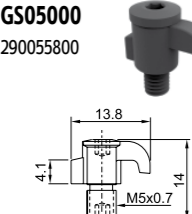
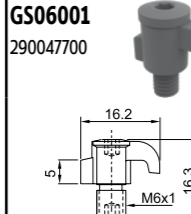
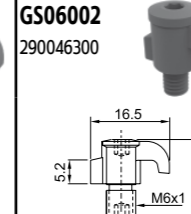
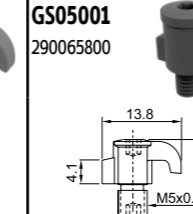
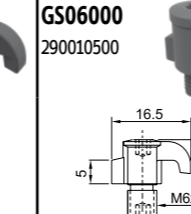
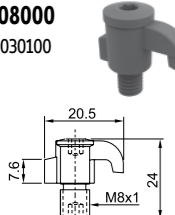
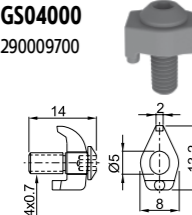
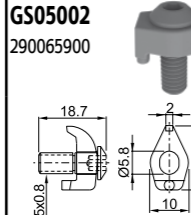
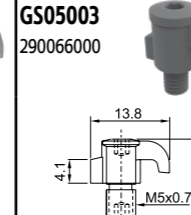
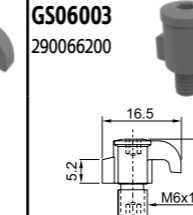
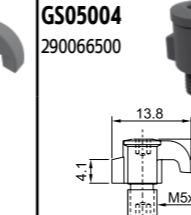
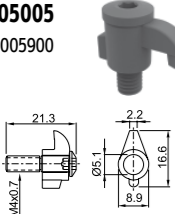
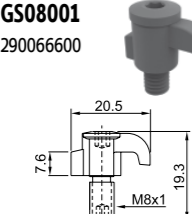
LEVER SCREWS | Parafusos Para Alavanca | Tornillos De Palanca

<b>PA0601300</b> 290063200 Allen 2.5 	<b>PA0802101</b> 290063300 Allen 3 	<b>PA0801700</b> 290063800 Allen 3 	<b>PA0501400</b> 290019000 Allen 2 	<b>PA0602100</b> 290064400 Allen 2.5 	<b>PA0802400</b> 290064500 Allen 3 
<b>PA1003000</b> 290064600 Allen 4 	<b>PA0501000</b> 290048800 Allen 2 				

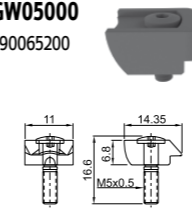
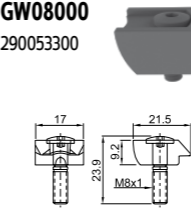
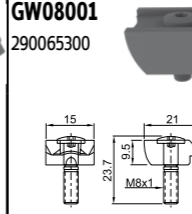
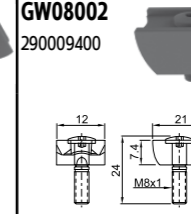
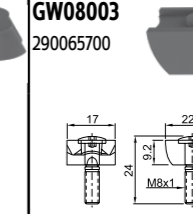
LOCK PINS | Cavilhas De Bloqueio | Pines De Bloqueo

<b>BC04500</b> 290063400 	<b>BC04502</b> 290063500 	<b>BC04501</b> 290063600 	<b>BC06001</b> 290063700 	<b>BC06000</b> 290053500 	<b>BC08000</b> 290064200 
<b>BS1-400</b> 290063900 Allen 2.5 	<b>BS05000</b> 290064400 Allen 2 	<b>BS1-401</b> 290064000 Allen 2.5 	<b>BS3-800</b> 290064100 Allen 4 	<b>BS1-402</b> 290064300 Allen 2.5 	

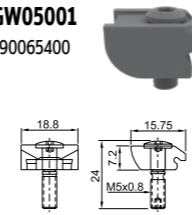
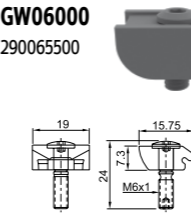
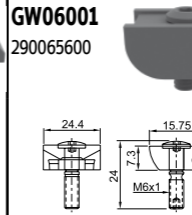
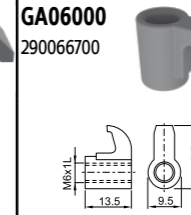
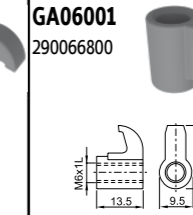
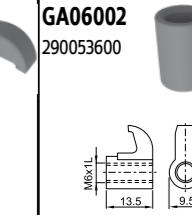
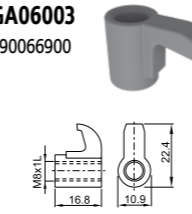
CLAMPS (C HOLDERS) | Grampos (Suportes C) | Tornillos Para Brida (Soportes C)

<b>GS03000</b> 290065100 	<b>GS05000</b> 290055800 	<b>GS06001</b> 290047700 	<b>GS06002</b> 290046300 	<b>GS05001</b> 290065800 	<b>GS06000</b> 290010500 
<b>GS08000</b> 290030100 	<b>GS04000</b> 290009700 	<b>GS05002</b> 290065900 	<b>GS05003</b> 290066000 	<b>GS06003</b> 290066200 	<b>GS05004</b> 290066500 
<b>GS05005</b> 290005900 	<b>GS08001</b> 290066600 				

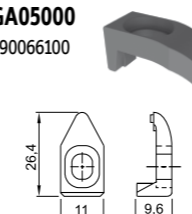
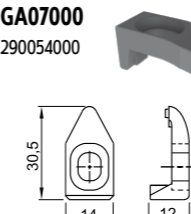
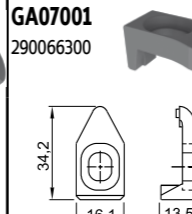
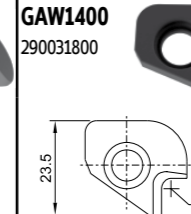
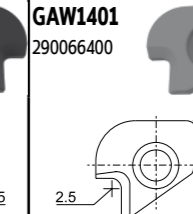
WEDGE CLAMPS (M HOLDERS) | Grampos Cunhas (Suportes M) | Tornillos Para Cuñas (Soportes M)

<b>GW05000</b> 290065200 	<b>GW08000</b> 290053300 	<b>GW08001</b> 290065300 	<b>GW08002</b> 290009400 	<b>GW08003</b> 290065700 
--	--	--	--	--

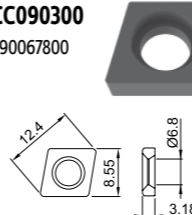
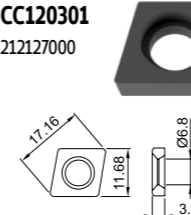
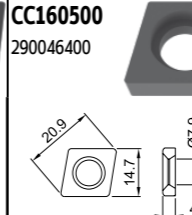
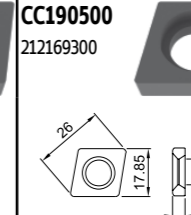
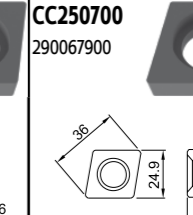
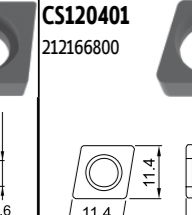
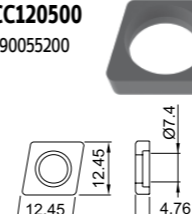
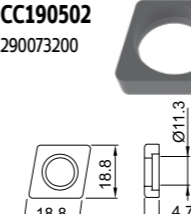
WEDGE CLAMPS (M-K HOLDERS) | Grampos Cunhas (Suportes M-K) | Tornillos Para Cuñas (Soportes M-K)

<b>GW05001</b> 290065400 	<b>GW06000</b> 290065500 	<b>GW06001</b> 290065600 	<b>GA06000</b> 290066700 	<b>GA06001</b> 290066800 	<b>GA06002</b> 290053600 
<b>GA06003</b> 290066900 					

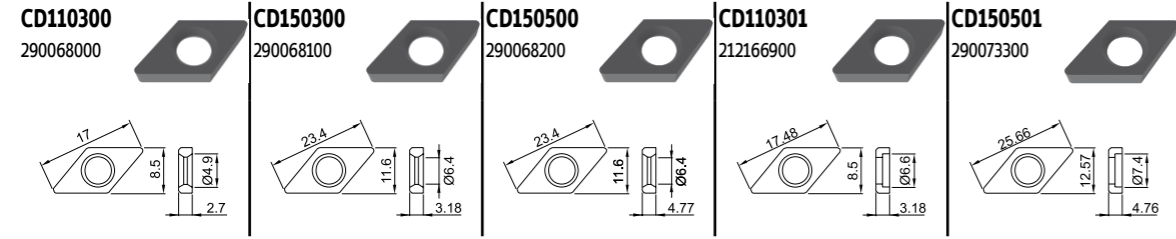
CLAMPS (D HOLDERS) | Grampos (Suportes D) | Bidas (Soportes D)

<b>GA05000</b> 290066100 	<b>GA07000</b> 290054000 	<b>GA07001</b> 290066300 	<b>GAW1400</b> 290031800 	<b>GAW1401</b> 290066400 
--	--	--	--	--

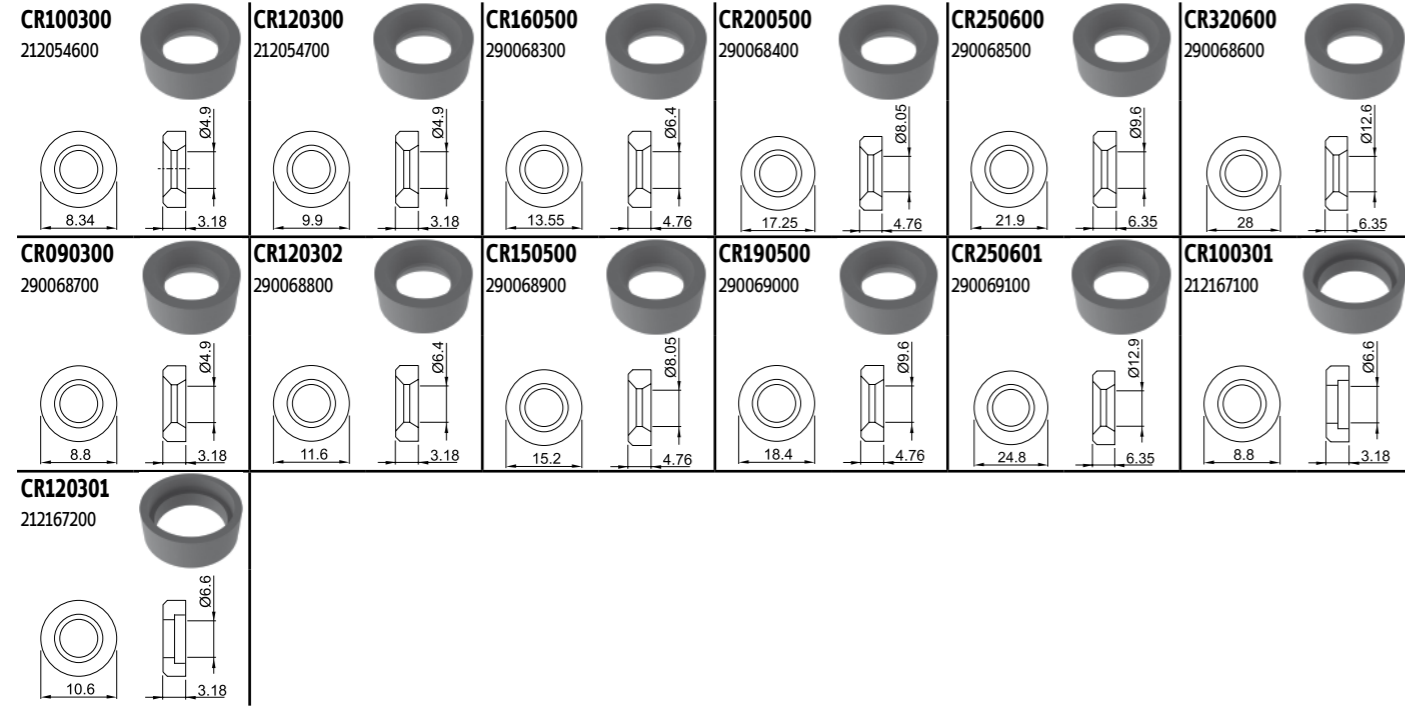
SHIMS (C SHAPES) | Colchões (Pastilhas C) | Placas Base (Plaquitas C)

<b>CC090300</b> 290067800 	<b>CC120301</b> 212127000 	<b>CC160500</b> 290046400 	<b>CC190500</b> 212169300 	<b>CC250700</b> 290067900 	<b>CS120401</b> 212166800 
<b>CC120500</b> 290055200 	<b>CC190502</b> 290073200 				

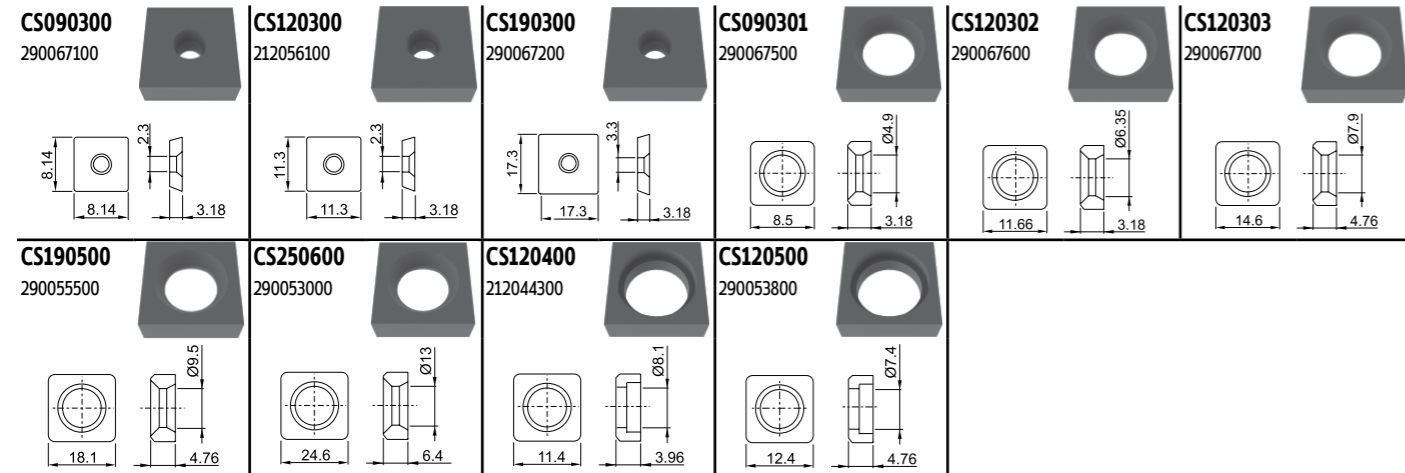
SHIMS (D SHAPES) | Colchões (Pastilhas D) | Placas Base (Plaquitas D)



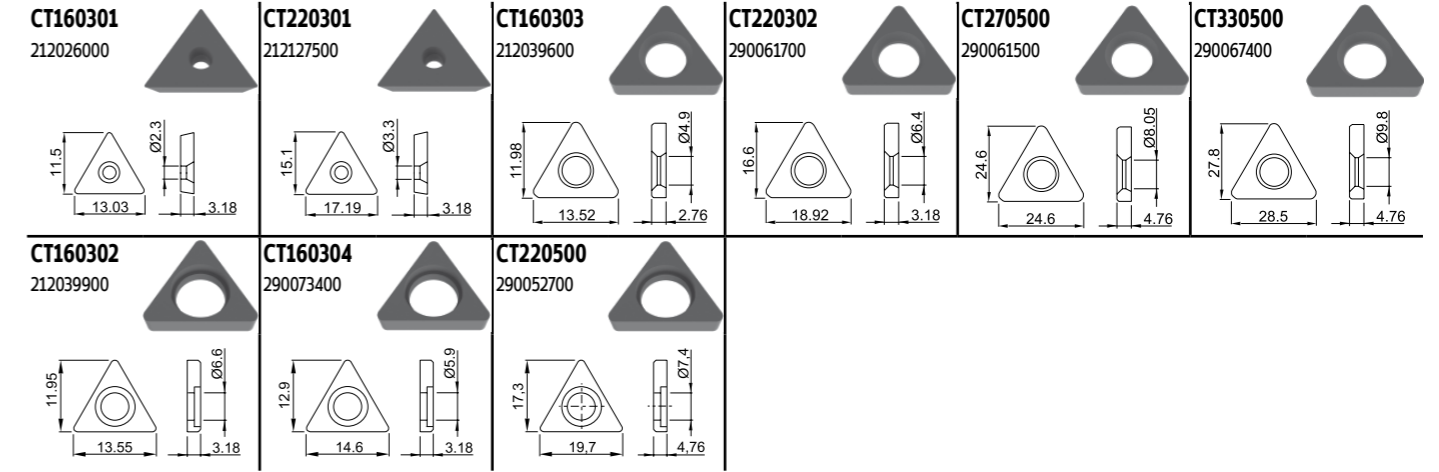
SHIMS (R SHAPES) | Colchões (Pastilhas R) | Placas Base (Plaquitas R)



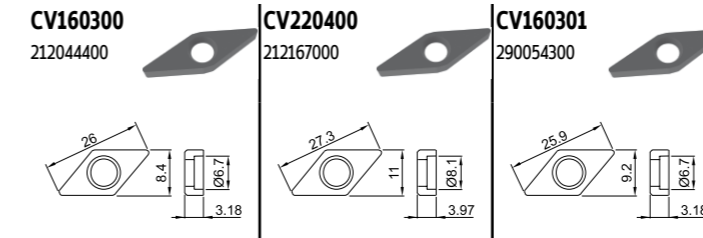
SHIMS (S SHAPES) | Colchões (Pastilhas S) | Placas Base (Plaquitas S)



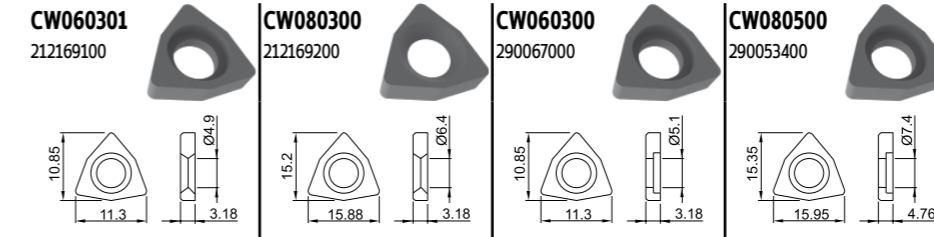
SHIMS (T SHAPES) | Colchões (Pastilhas T) | Placas Base (Plaquitas T)



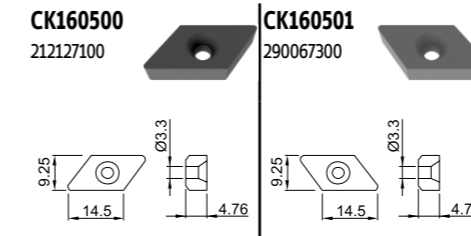
SHIMS (V SHAPES) | Colchões (Pastilhas V) | Placas Base (Plaquitas V)



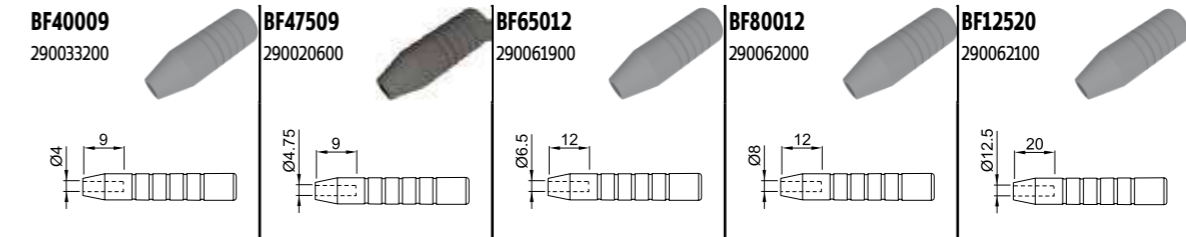
SHIMS (W SHAPES) | Colchões (Pastilhas W) | Placas Base (Plaquitas W)



SHIMS (KNUX SHAPES) | Colchões (Pastilhas Knux) | Placas Base (Plaquitas Knux)



SHIM PIN PUNCHES | Calço | Cuña



SHIMPINS | Pino calço | Pino cuña

<b>BE02100</b> 290020500 	<b>BE03000</b> 290038900 	<b>BE04400</b> 290007300 	<b>BE03800</b> 290019100 	<b>BE05500</b> 290069200 	<b>BE07000</b> 290069300 
<b>BE05400</b> 290069400 	<b>BE08500</b> 290069500 	<b>BE10500</b> 290069600 	<b>BE08300</b> 290069700 	<b>BE08301</b> 290069800 	<b>BE05401</b> 290069900 
<b>BF04806</b> 290070000 	<b>BF04808</b> 290070100 	<b>BF04813</b> 290018100 	<b>BF04815</b> 290070200 		

S SPRINGS | Mola | Muelle

<b>M06511</b> 290070300 	<b>M09513</b> 290054100 
--------------------------------	--------------------------------

LEVERS | Alavanca | Palanca

<b>AN07800</b> 290048700 	<b>AN01200</b> 290031200 	<b>AN13100</b> 290009000 	<b>AN17200</b> 290070500 	<b>AN17100</b> 290047200 	<b>AN20800</b> 290047300 
<b>AN25200</b> 290070600 	<b>AC11700</b> 290019200 	<b>AC13300</b> 290019300 	<b>AC18000</b> 290070700 	<b>AC18700</b> 290070800 	<b>AC23000</b> 290070900 
<b>AC26700</b> 290071000 	<b>AN12100</b> 290071100 	<b>AN09500</b> 290052800 	<b>AN20200</b> 290071200 	<b>AC13200</b> 290071300 	<b>AN14700</b> 290071400 

CHIP BREAKERS | Quebra Aparas | Rompevirutas

<b>QCS0900</b> 290071500 	<b>QCT1100</b> 290071600 	<b>QCS1200</b> 290071700 	<b>QCT1600</b> 290071800 	<b>QCS1900</b> 290071900 	<b>QCT2200</b> 290072000 
<b>QCT1101</b> 290072100 	<b>QCS1201</b> 290072200 	<b>QCT1601</b> 290072300 	<b>QCS1901</b> 290072400 	<b>QCT2201</b> 290072500 	<b>QCS0901</b> 290072600 
<b>QCS1202</b> 290072700 	<b>QCS0902</b> 290072900 	<b>QCS1203</b> 290073000 			

WRENCHES (ALLEN) | Chaves (Allen) | Llaves (Allen)

<b>SS20</b> 290020300 Allen 2 	<b>SS30</b> 290038400 Allen 3 	<b>SS40</b> 290021200 Allen 4 	<b>SS50</b> 290021300 Allen 5 	<b>SS15</b> 290070400 Allen 1,5 	<b>SS25</b> 290019800 Allen 2,5 
---	---	---	---	---	---

WRENCHES (TORXS) | Chaves (Torxs) | Llaves (Torxs)

<b>XT07</b> 290012900 Torx 7 	<b>XT08</b> 290011700 Torx 8 	<b>XT15-S35</b> 290012400 Torx 15 & Allen 3,5 	<b>XT15-S40</b> 290046500 Torx 15 & Allen 4 	<b>XT20-S40</b> 290013200 Torx 20 & Allen 4 
--	--	---	---	---

TURNING  
Turning inserts  
External Holders  
Internal Holders  
Automatic Lathes  
Spare Parts  
Technical Data

TURNING  
Turning inserts  
External Holders  
Internal Holders  
Automatic Lathes  
Spare Parts  
Technical Data



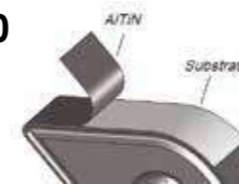
ISO	Uncoated grades	Coated Grades				
		CVD	PVD			
P 05 10 15 20 25 30 35 40 45 50		PH5320	PH7910	- Wear resistance - Resistência ao desgaste - Resistencia al desgaste		
		PH5115 NEW PHG115				
		PH5125 NEW PHG125	PH7920			
		PH5740				
	STEEL					- Toughness - Tenacidade - Tenacidad
M 05 10 15 20 25 30 35 40 45 50		PH5115	PH7910	- Wear resistance - Resistência ao desgaste - Resistencia al desgaste		
		PH5125	PH7920			
		PH5740				
	STAINLESS STEEL					- Toughness - Tenacidade - Tenacidad
K 05 10 15 20 25 30 35 40		PH5705		- Wear resistance - Resistência ao desgaste - Resistencia al desgaste		
		PH5320				
		PH5740				
CAST IRON				- Toughness - Tenacidade - Tenacidad		
N 05 10 15 20 25 30 35		PH0910		- Wear resistance - Resistência ao desgaste - Resistencia al desgaste		
Z 05 10 15 20 25 30 35				- Toughness - Tenacidade - Tenacidad		
S 05 10 15 20 25 30			PH7910	- Wear resistance - Resistência ao desgaste - Resistencia al desgaste		
			PH7920			

Position and grade symbols shape indicate the suitable field of application.

PVD GRADES

PH7910

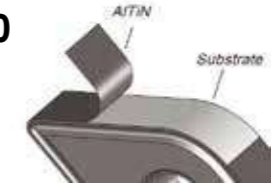
P05-P10  
M05-M10  
S05-S15



PVD (AlTiN) coated carbide grade with a very hard micro grain substrate improves wear resistance, heat dissipation and avoid built-up edge. High performance on "gummy" materials. For light turning of steels, hardened steels, stainless steels and HRSA.

PH7920

P10-P35  
M10-M25  
S10-S30

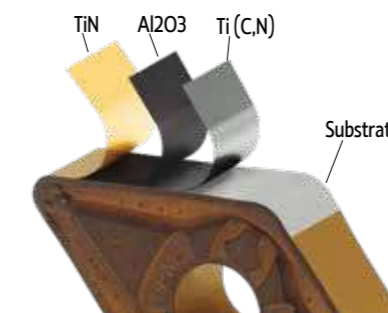


A micro grain size combined with the AlTiN PVD coating make it suitable for Roughing to Finishing operations under good cutting conditions to light interrupted cuts at medium cutting speeds. Suitable for steels, stainless steel, HRSA.

CVD GRADES



PHG115  
P10-P25



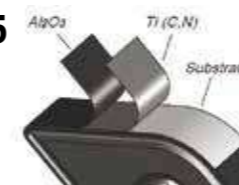
PHG125  
P20-P35

New medium temperature CVD coating with  $\alpha$ -Al<sub>2</sub>O<sub>3</sub>+TiN. Carbide grade with a gradient layer close to the surface. Suitable for high to medium cutting speeds on steels.

Carbide grade suitable for medium machining of steels & cast steels at medium cutting speeds. The substrate is suitable for the adhesion of the Alumina coating ( $\alpha$ -Al<sub>2</sub>O<sub>3</sub>+TiN) medium temperature - CVD, improving the tool life.

PH5115

P10-P25  
M10-M25



Medium temperature CVD coating with  $\alpha$ -Al<sub>2</sub>O<sub>3</sub>. Carbide grade with a gradient layer close to the surface. Suitable for high to medium cutting speeds on steels & cast steels.

PH5125

P20-P35  
M15-M30



Carbide grade suitable for medium machining of steels & cast steels at medium cutting speeds. The substrate is suitable for the adhesion of the Alumina coating ( $\alpha$ -Al<sub>2</sub>O<sub>3</sub>) medium temperature - CVD, improving the tool life.

PH5740

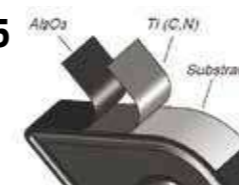
P25-P45  
M25-M45  
S20-S40



Substrate grade binary (Wc & Co) with medium grain size combined with the medium temperature CVD coating. Suitable for heavy roughing to roughing operations with interrupted cuts at medium to low cutting speeds.

PH5705

K05-K15



The substrate grade with a very good wear resistance combined with the MT-CVD coating allow to work at high to medium cutting speeds at stable conditions. Recommended for turning of grey cast irons (GCI) or hardened steels. Can also be a solution for high alloy steels.

PH5320

P01-P15  
K05-K15



Medium temperature CVD coating ( $\alpha$ -Al<sub>2</sub>O<sub>3</sub>) combined with a hard substrate make it capable of withstanding interrupted conditions. Recommended as general choice for roughing of all cast irons at low to medium cutting speeds. Can also be a solution for high alloy steels.

UNCOATED CARBIDE GRADE

PH0910

N01-N20



Uncoated carbide micrograin grade combining a good abrasive wear resistance and toughness. Suitable for rough to finish turning of HRSA, Titanium alloys, cast irons and Aluminium alloys.

PVD COATED GRADES | GRAUS REVESTIDOS A PVD | CALIDADES CON RECUBRIMIENTO PVD

ISO	Material	Palbit	Sandvik	Kennametal	Iscar	Seco	Mitsubishi	Sumitomo	Tungaloy	Walter	Kyocera	Taegutec	Korloy	Ceratizit
		<b>STEEL</b>												
P	P01	PH7910									PR915 PR1005	PV3030	PC8110	
	P10	PH7910	GC1525 GC1025	KC5010 KC5510 KU10T	IC250 IC350 IC507 IC570 IC807 IC907 IC908	CP200 TS2001	VP10MF		AH710		PR915 PR1005 PR930 PR1025 PR1115 PR1225 PR1425	PV3010 PV3030 TT7080 TT1040	PC230	
	P20	PH7920	GC1525 GC1025 GC1125	KC5025 KC5525 KC7215 KC7315 KU25T	IC228 IC250 IC308 IC328 IC350 IC354 IC507 IC528 IC570 IC807 IC808 IC907 IC908 IC928 IC1008 IC1028 IC3028	CP250 TS2500	VP10RT VP20RT VP15TF VP20MF	AC520U	AH710 AH725 AH120 SH730 GH730 GH130		PR930 PR1025 PR1115 PR1225	TT7220 TT9020 TT7080 TT9080 TT7070	PC5300 PC8115	SR226 GM127
	P30	PH7920	GC1025 GC1125	KC7015 KC7020 KU25T KC7235	IC228 IC250 IC328 IC330 IC354 IC528 IC1008 IC1028 IC3028	CP500	VP10RT VP20RT VP20MF	AC530U	AH725 AH120 SH730 GH730 GH130 AH740 J740			TT9030 TT7030 TT7080 TT9030 TT9080	PC8115	GM40 CTP1235 CTP2235 SR226 GM127
	P40	PH7740		KC7040 KV7140 KV7030	IC228 IC328 IC330 IC528 IC1008 IC1028 IC3028	CP500		AC530U	AH740 J740			TT7080 TT8030 TT7070	PC3545	CTP2440 GM40 CTP1235 CTP2235
<b>STAINLESS STEEL</b>														
M	M01	PH7910	GC1005		IC520	TS2000 CP200	VP10MF			WSM10	PR915	TT5080		
	M10	PH7910	GC1005 GC1025 GC1125 GC1105	KC5010 KC5510 KC6005 KC6015	IC330 IC354 IC507 IC520 IC570 IC807 IC907 IC908	CP200 TS2000	VP10MF		AH710	WSM20	PR915 PR1025 PR1225 PR1425	TT5030 PV3010 PV3030 TT9030	PC8110 PC9030	
	M20	PH7920	GC1005 GC1025 GC1125 GC1105	KC5025 KC5525 KC7020 KC7025	IC250 IC330 IC354 IC808 IC908 IC1008 IC1028 IC3028	CP250 TS2500 CP500	VP10RT VP20RT VP15TF VP20MF	AC520U	AH710 AH725 AH120 SH730 GH730 GH130 GH330 AH60	WSM30	PR1025 PR1125 PR1225 PR915 PR930	TT5030 PV3030 TT9020 TT9030	PC9030 PC8110 PC8115	CTP2120 CTP1235 SR226 GM127
	M30	PH7920	GC1125 GC2035	KC7030 KC7225	IC228 IC250 IC328 IC330 IC1008 IC1028 IC3028	CP500	VP10RT VP20RT VP15TF VP20MF MP7035	AC520U AC530U	GH330 AH725 AH120 AH730 GH730 GH130 J740 AH645			PR1125	TT9030 TT9080 TT8030	PC9030
M40	PH7740	GC2035		IC328 IC928 IC1008 IC1028 IC3028		MP7035	AC530U	J740				TT8010 TT8020 TT8030	PC5400	CM40 CM45 CTP2440

PH7910 = Best available choice

ISO	Material	Palbit	Sandvik	Kennametal	Iscar	Seco	Mitsubishi	Sumitomo	Tungaloy	Walter	Kyocera	Taegutec	Korloy	Ceratizit
		<b>CAST IRON</b>												
K	K10			KC5010 KC7210	IC350 IC1008	CP200 TS2000		AC510U	GH110 AH110 AH710		PR905	PV3010 PV3030	PC5300	SR216 SR226
	K20			KC7015 KC7215 KC7315	IC228 IC350 IC808 IC908 IC1008	CP200 CP250 TS2000 TS2500	VP10RT VP20RT VP15TF		GH110 AH110 AH710 AH725 AH120 GH730 GH130		PR905	TT6060 TT8020 TT8030	PC5300	CTP2120 CTP2440 SR216 SR226
	K30			KC7225	IC228 IC350 IC808 IC908 IC1008	CP500	VP10RT VP20RT VP15TF		AH725 AH120 GH730 GH130			TT9030 TT6290 TT9030 TT8030		CTP2440
<b>HEAT RESISTANT / TITANIUM ALLOYS</b>														
S	S01	PH7910			IC507 IC907		MP9005 VP05RT		AH905 AH905 SH730	WDSM10	PR915		PC8110	
	S10	PH7910	GC1105 GC1005 GC1025	KC5010 KC5410 KC5510	IC507 IC903 IC300 IC808	CP200 CP250 TS2000 TS2500 CP250	MP9015 VP10RT MP9015	AC510U	AH110 AH120	WSM20	PR915	TT5030 TT5030	PC8110 PC8115 PC8105	CM40 SR226 CM45
	S20	PH7920	GC1025 GC1125	KC5025 KC5525	IC908 IC928 IC3028 IC806	TS2500 CP500	MT9015 VP20RT	AC510U AC520U	AH120 AH720	WSM30	PR1125	TT8020 TT8030	PC8815 PC5300	CTP2440 GM127
	S30	PH7920	GC1125				VP15TF	AC520U	AH725		PR1125	TT8020	PC5400	CTP2135

PH7910 = Best available choice



CVD COATED GRADES | GRAUS REVESTIDOS A CVD | CALIDADES CON RECUBRIMIENTO CVD

ISO	Material	Palbit	Sandvik	Kennametal	Iscar	Seco	Mitsubishi	Sumitomo	Tungaloy	Walter	Kyocera	Taegutec	Korloy	Ceratizit
		<b>STEEL</b>												
P	P01	PH5320	GC4205 GC4005	KCP05 KC9105	IC9150 IC8150 IC428	TP0500 TP1500	UE6105	AC810P AC700G	T9105 T9005	WPP01	CA510 CA5505	TT1300	NC3010	
	P10	PH5320 PH5115 PHG115	GC4315 GC4215 GC4015 GC4325	KCP10B KCP10 KCP25 KC9110	IC9150 IC9015 IC8150 IC8250	TP1500 TP2500	UE6105 MC6015 UE6110 MY5015	AC810P AC700G AC820P AC2000	T9105 T9005 T9115	WPP01 WPP05	CAS510 CA5505 CA515 CA5515	TT1300 TT7310 TT7400	NC3215	CTC1110 CTC1115 CTC3110 TCC410
	P20	PH5115 PHG115 PH5125 PHG125	GC4315 GC4215 GC4015 GC4325 GC4225 GC4025	KCP25B KCP25 KC9125	IC9015 IC8250 IC9050 IC9250 IC8350	TP2500	MC6015 UE6110 MC6025 UE6020 MY5015	AC820P AC2000 AC830P	T9115 T9125	WPP10S WPP20S	CA515 CA5515 CA525 CA5525 CR9025	TT3500 TT5100 TT7400 KT7300 TT7800	NC3220 NC3220 NC3120	CTC1110 CTC1115 CTC1125 CTC1130 CTC1425
	P30	PH5125 PHG125	GC4325 GC4225 GC4025 GC4235 GC4035	KCP30 KCP40 KCP8050	IC8350 IC9250 IC9350	TP3500 TP3000	MC025 UE6020 UE6035 UH6400	AC830P AC630M	T9125 T9135 T9035	WPP30S	CA525 CA5525 CA530 CA5335 CR9025	TT3500 TT5100 TT7400 KT7300	NC3215 NC3225 NC3120	CTC1125 CTC1130 CTC1135 CTC1425
	P40	PH5740	GC4235 GC4035	KCP30 KCP40 KC9140 KC9040 KC9240 KC9245	IC9350	TP3500 TP3000	UE6035 UH6400	AC630M	T9135 T9035		CA530 CA5535	TT5100 TT7100 KT7300 TT7800	NC500H NC5330	CTC1135 CTC1435 CTC2135
	<b>STAINLESS STEEL</b>													
M	M10	PH5115	GC2015	KCM15	IC9250 IC6015 IC8250	TM2000	MC7015 US7020	AC610M	T9115	WAM20	CA6515		NC9020	CTC1110 CTC1115
	M20	PH5115 PH5125	GC2015	KCM15 KC9225	IC9250 IC6015 IC9025 IC656	TM2000	MC7015 US7020 MC7025	AC610M AC6030M AC630M	T6020 T9125		CA6515 CA6525	TT5100	NC9020	CTC1115 CTC1125 CTC1130 CTC1135
	M30	PH5125 PH5740	GC2025	KCM25 KC9230	IC9350 IC6025 IC635	TM4000	MC7025 US735	AC6030M AC630M	T6030		CA6525	TT5100 TT7100	NC9025	CTC1125 CTC1135 CTC1425 CTC1435 CTC2135
	M40	PH5740	GC2025	KCM35 KC9240 KC9245	IC6025 IC9350	TM4000	US735	AC6030M AC630M				TT7100	NC9025	CTC2135
<b>CAST IRON</b>														
K	K01	PH5705	GC3205 GC3210	KCK05	IC5005 IC9007	TH1500 TK1001 TK1000	MC5005 UC5105	AC405K AC410K	T5105	WAK10	CA4505 CA4010			
	K10	PH5705 PH5320	GC3205 GC3210 GC3215	KCK15B KCK15B KC920 KC9315	IC5005 IC5010 IC9150 IC428 IC4028	TK1001 TK1000 TK2000 TK2001	MC5015 UC5115 MY5015	AC405K AC410K AC415K AC420K AC700G	T5115	WAK20	CA4515 CA4110 CA4115	TT3100 TT7310 TT8115	NC6205 NC6210 NC6215	CTC1110 CTC1115 CTC3110 TCC410 CTC3215
	K20	PH5320	GC3215	KCK20 KC9110 KC9325	IC5010 IC8150 IC9150 IC9015 IC418	TK2001 TK2000	MC5015 UC5115 UE6110 MY5015	AC415K AC420K AC700G AC820P	T5115 T5125	WAK30	CA4515 CA4115 CA4120	TT7310 TT8115	NC6215	CTC1115 CTC1125 CTC1130 CTC1425 CTC3215
	K30	PH5740		KC9125 KC9325	IC9015 IC418		UE6110	AC820P	T5125					TSC30
<b>HEAT RESISTENT / TITANIUM ALLOYS</b>														
S	S01		S05F				US905				CA6515 CA6525 CA6535			

UNCOATED GRADES | GRAUS NÃO REVESTIDOS | CALIDADES SIN RECUBRIMIENTO

ISO	Material	Palbit	Sandvik	Kennametal	Iscar	Seco	Mitsubishi	Sumitomo	Tungaloy	Walter	Kyocera	Taegutec	Korloy	Ceratizit
		<b>ALUMINIUM</b>												
N	N01		H10		IC20				KS05F	WK1	KW10	K10		
	N10	PH0910	H10 H13A	KU10 K313 K68	IC20 IC08 IC28	890 HX KX	HT10		TH10	WK1	KW10 KWK15	K10	H01	
	N20		H10 H13A	KU10 K313 K68	IC08 IC28	HX KX 883		H1	KS15F	WK1	KW10 KWK15		H01	
	N30				IC28									

PH7910 = Best available choice

TURNING  
Turning inserts  
External Holders  
Internal Holders  
Automatic Lathes  
Spare Parts  
Technical Data

Application		Palbit	Sandvik	Kennametal	Iscar	Seco	Tungaloy	Mitsubishi	Sumitomo	Walter	Kyocera	Taegutec	Korloy	Ceratzit
Mat.	Operations													
STEEL	Finishing	MF	QF	FS, LF	SF, PP TF		O1 TF	PK FH	FA		DP	FA	VF, HU	
	Medium to Finishing	MF, LC	PF, QF, LC MF, R/L-K	FF, FN	F3P, NF, SF	FF2, FF1	TS, TSF, ZF 11, NS, AS, TQ, NM, CB, C	SA, FY, C, SH, MP	SU, FL, SE, SX	NF3, NS6	PQ, VFCJ PQ, GP, PP, HQ, GS, CQ	FG, VF, EA FC, MC, ML, MP	VL	CF, TF
	Medium Wiper	MW	WL, WF, WMX WM, WR	FW, MW, RW	WF, WG	W-MF2, W-MF3	AFW, FW, ASW, SW	SW	LUW, SEW, GUW	NF, NM	WP, WQ	WS, WT		TFQ, TMQ
	Medium to Roughing	PM, MR	PM, QM, XM, XRM	P, MN	M3P, M3M, PP, TF, GN	MR7, MR6, M5, M6	TM, AM, DM, ZM All-round	MA, MH, MP	GU GE, UX	NMT, NM4	HS, PT, GT, CS, PS	PC, MT MC, MG-	VM	TMF, TMM M50
	Roughing	HR, RP*	HM, PR MR	RN, RP MR	NR MR	MR6, R5	TH, THS	RP, GH HZ, HL	MU, ME HG	NM5, NM6 NM9	PH All-round	RT	GR, HR	TM, TRM
	Heavy Roughing	RP*, HY*, HZ*	PR, MR, HR, QR	RM RH	R3P, NM	R4, RR6	TU, TRS, TUS	HM, HX HV	HG, HP HU, HW HF	NR6, NRF NRR	PX	HT, HD RX, RH HY, HZ	GH, VT	TRR, TR, R28, R58 R88
STAINLESS STEEL	Finishing	MF, SF	MF, XF, LC, R/L-K	FP	TF, VL	FF2, FF1, MF1	SF, SA, SS	GM, MS, SH, LM	EX, EG, SU, EF	NF4 NMS	GU, MQ	EA, SF, SU, FG	VP2	CF, F30 M34 F32, TF
	Medium	MS, SF	MM, QM, XM, XRM	MP, P	M3M, PP	MF2, FF2, MF5	SM S	MM, MA ES	GU HM	NM4	TK MU	EM, ET	VP3, HS	TMF, M42 M30, M52
	Roughing	SS, RP, HZ*	MR HM, PR	UP, RP	MR, MH	M5, M6, R8, RS, R6	TH, SH, TU	GH, RM, HZ	EM, MU	NR4, NRT, NRS	MS		*GR, VM, VH, GH*	TM, M60, TRM, TMR, TRR R80
CAST IRON	Medium to Finishing	ST	KF, XF	FN	GN	M4, M5	CF	LK, MA	UZ		C	FG	B25	CF
	Medium	ST, HR, FLAT	KM, QM, XM, XRM	RP, UN		FLAT	CM All-round	MK GK	GZ	NM5	ZS All-round	MT MG	FLAT	M50
	Roughing to Heavy Roughing	HR, FLAT, HZ*	KR Without chipbreaker	Without chipbreaker		MR7, M5	CH Without chip-breaker	RK Without chip-breaker	Without chip-breaker	Without chip-breaker	GC Without chip-breaker	RT	GR	TMR, TR R28, R58, R88
ALUMINIUM	Medium	MS	MF, QM	MS, MP MG	PP	-	P		AX		AH, A3	ML	HA	F32
HRSA	Finishing	SF, MS	SF O1	FS, LS MS		MF1, M1	HRF	FJ, LS	EF EX	NFT NF4	MQ	SF	VP1	
	Medium	SF, SS	MM, QM SMR	UP, P, NGP RP	PP	MR3, MR4	HRM, HMM, SA	MS RS GJ	EG MU	NMS NM4, NRS, NR4	TK MS MU	SU	VP2, VP3	M34, M52

MS = Best available choice      \*=Wiper      "= Single face insert

Application		Palbit	Sandvik	Kennametal	Iscar	Seco	Tungaloy	Mitsubishi	Sumitomo	Walter	Kyocera	Taegutec	Korloy	Ceratzit
Mat.	Operations													
STEEL	Fine Finishing	FS	UM	UF	SF	F1, MF2	O1	FV, SMG	FC, FW	PF2	CF, CK	FA	HFP	F32
	Finishing	FS, FP	R/L-K, PF, XF UF	11, GM, LF	PF, SM, 14 17, 19, XL	FF1, F2, M3, MF2	PSF, PF, SS PS, PSS, TS	FP, FV, SV, LP	FP, FZ, LU, FK, SS, SC SU, SK, SF	PF5, PF4, PS5	CQ, GK, GP HQ, XP, XQ	FG, GF	VF, VL, F	SF, SMF, SMQ
	Finishing Wiper	FW	WF	FW	WF	W-F1	TSW, W08	SW	LUW, SDW	PF				
	Finishing to Medium	MP	PM	MF, MP, GM, MR	DT, HQ	MF2	PM, 23, 24 RS	MP, MV	SU, UM, UJ	PM5	VF, MF	MT, PC	HMP, C25, M .CMX	SM
	Finishing to Medium Wiper	MW	WM	MW	WG			MW		PM		WT		
	STAINLESS STEEL	Fine Finishing	FS	UM	LF, GM	SM	F1, MF2, FF1	PSF	FJ	FC	PF2	GQ, GF	FG	HFP
Finishing		FS, FM, LM	MF, UF, R/L-K	MF	PF, 14	F2, M3	SS, PSS	FM, FV, SV	SU	PF4	MQ	FA	VF, F	SF, SMF, SMQ
Finishing Wiper		FW	WF	FW	WF	W-F1		SW		PF				
Finishing to Medium		MM, LM	MM, XM	MF, MP	SM	MF2, M5	PM	MM, MV	UM	PM5	XQ, VF	MT, PC	HMP, C25, M	F23, F43, SM
Finishing to Medium Wiper		MW	WM	MW	WG			MW		PM		WT		
CAST IRON		Finishing	FK	KF	11	PF	M3		FV	SK		GK	FA	HMP
	Finishing Wiper	FW	WF	FW	PF	W-F1		SW	LUW	PF		MT, PC		
	Finishing to Medium	MK, FLAT	KM, KR	MF, MP, FLAT	PM5, 19, FLAT	M5	CM, FLAT	MV, MK, FLAT	UM, FLAT	PM5, PS5	FLAT	FALT	C25, HMP, FLAT	25P, 27, 29
	Finishing to Medium Wiper	MW	WM	MW		W-F2		MW		PM		WT		
ALUMINIUM	Medium	LN	AL	HP, GT	AF, AS	AL	AL, PP	AZ, R/L-F	AG, AX, AY	PF2, PM2	AH, A3	FL	AK, AR	23P, 25P, 27
HRSA	Fine Finishing	FS	UM	LF	SM	F1, MF2	PSF, PF, SS PS, PSS, TS	FJ	FC	PF2	GQ		HFP	SF
	Finishing	FM, LM	MF, UF, R/L-K	GM	PF, 14	F1	PSS, PS	FV	FX, FY	PF4	MQ	FA	HFP	F23, F43, SM
	Finishing Wiper	FW	WF	FW	WF					PF				
	Finishing to Medium	MM, LM	MM, XM	MF	SM		PM	MV	SI	PM5	MQ	FG	HMP	SM, 25P, 29
	Finishing to Medium Wiper	MW	WM	MW	WG					PM				

NEGATIVES | NEGATIVAS | NEGATIVAS

Insert Type	Application	Tolerance Class	Major field of Application	Geometry	Cutting Edge*		Cutting Conditions**		Available Shapes							
					at the nose radius	at the flank	Feed Fn (mm/rev)	Depth of cut DOC (mm)	KN__	CN__	DN__	RN__	SN__	TN__	VN__	WN__
Knux's	Finishing	U	P M K	01			0,20 to 0,35	1,00 to 6,00								
	Medium	U	P M K	02			0,40 to 0,70	1,50 to 6,00								
NEGATIVES - double side	Medium Finishing	M	P M	01			0,12 to 0,50	1,00 to 6,50								
	Roughing to Medium	M	P M	02			0,14 to 0,50	0,70 to 5,00								
	Medium Finishing	M	P M NEW	03			0,15 to 0,50	0,80 to 6,00								
	Medium Finishing	M	P M	MF			0,05 to 0,60	0,10 to 2,50								
	Medium Finishing	M	P M N S	MS			0,10 to 0,80	0,20 to 4,50								
	Medium Finishing	M	P M S	SF			0,10 to 0,55	0,60 to 3,00								
	Medium Finishing	M	P	LC			0,07 to 0,50	0,60 to 3,00								
	Medium Finishing	M	P K	ST			0,10 to 2,50	0,15 to 10,50								
	Medium Finishing	M	P	MR			0,10 to 0,70	0,30 to 9,00								
	Medium Finishing	M	P NEW	PM			0,10 to 0,60	0,30 to 9,00								

\* T-Land varies according to the IC (IC reference used: 12,7mm)  
 \*\* Cutting Conditions varies according to the Insert shape, IC and Nose Radius

NEGATIVES | NEGATIVAS | NEGATIVAS

Insert Type	Application	Tolerance Class	Major field of Application	Geometry	Cutting Edge*		Cutting Conditions**		Available Shapes							
					at the nose radius	at the flank	Feed Fn (mm/rev)	Depth of cut DOC (mm)	KN__	CN__	DN__	RN__	SN__	TN__	VN__	WN__
NEGATIVES - double side	Medium Finishing	M	K	Flat			0,08 to 2,50	0,10 to 15,00								
	Medium Wiper	M	P M K	MW			0,15 to 0,90	0,30 to 6,00								
	Roughing to Medium roughing	M	P M S	SS			0,10 to 1,00	0,30 to 8,50								
	Roughing	M	P M K	HR			0,20 to 1,20	0,80 to 15,00								
NEGATIVES - Single side	Roughing	M	P M NEW	RP			0,30 to 1,50	2,00 to 12,00								
	Heavy Roughing to Roughing	M	P M	HY			0,35 to 1,60	2,00 to 15,00								
	Heavy Roughing	M	P K	HZ			0,35 to 1,60	2,40 to 17,00								

\* T-Land varies according to the IC (IC reference used: 12,7mm)  
 \*\* Cutting Conditions varies according to the Insert shape, IC and Nose Radius

POSITIVES | POSITIVAS | POSITIVAS

Insert Type	Application	Tolerance Class	Major field of Application	Geometry	Cutting Edge*		Cutting Conditions**		Available Shapes						
					at the nose radius	at the flank	Feed F <sub>n</sub> (mm/rev)	Depth of cut DOC (mm)	CC__	DC__	RC__	SC__	TC__	VC__	VB__
POSITIVES - Clearance angle 5° and 7°	Fine Finishing	M	P	FP			0,03 to 0,45	0,06 to 2,40							
		M	P	BO			0,05 to 0,30	0,30 to 1,50							
		M	M	FM			0,03 to 0,45	0,06 to 2,40							
		M	S	FK			0,03 to 0,30	0,06 to 2,40							
	Fine Finishing wiper	M	P	FW			0,05 to 0,50	0,30 to 3,50							
		M	M	LM			0,08 to 0,35	0,20 to 3,00							
	Finishing	G	P	FS			0,01 to 0,25	0,10 to 3,00							
		G	N	LN			0,05 to 1,60	0,05 to 7,00							
	Finishing	M	K	Flat			0,04 to 0,80	0,05 to 6,30							
		M	P	MP			0,06 to 0,60	0,19 to 3,60							
		M	M	MM			0,06 to 0,60	0,19 to 3,60							
		M	K	MK			0,06 to 0,60	0,19 to 3,60							

\* T-Land varies according to the IC (IC reference used: 12,7mm)  
 \*\* Cutting Conditions varies according to the Insert shape, IC and Nose Radius

POSITIVES | POSITIVAS | POSITIVAS

Insert Type	Application	Tolerance Class	Major field of Application	Geometry	Cutting Edge*		Cutting Conditions**		Available Shapes						
					at the nose radius	at the flank	Feed F <sub>n</sub> (mm/rev)	Depth of cut DOC (mm)	CC__	DC__	RC__	SC__	TC__	VC__	VB__
POSITIVES - Clearance angle 5° and 7°	Finishing Wiper	M	P	MW			0,10 to 0,50	0,50 to 4,00							
		M	M	CP			0,04 to 0,17	0,50 to 2,40							
	Medium to finishing	M	P	RF			0,25 to 2,50	2,50 to 10,00							
		M	M	ST			0,05 to 3,20	0,80 to 12,80							
	Roughing to Medium	M	P	RM			0,80 to 2,50	3,20 to 13,00							
		M	M	RR			0,80 to 2,50	3,20 to 13,00							

\* T-Land varies according to the IC (IC reference used: 12,7mm)  
 \*\* Cutting Conditions varies according to the Insert shape, IC and Nose Radius

Insert Type	Application	Tolerance Class	Major field of Application	Geometry	Cutting Edge*		Cutting Conditions**		Available Shapes	
					at the nose radius	at the flank	Feed F <sub>n</sub> (mm/rev)	Depth of cut DOC (mm)	CC__	DC__
POSITIVES - Clearance angle 11°	Medium to Finishing	U	P	Flat			0,05 to 2,20	1,00 to 10,00		
	Finishing to Fine Finishing	M	P	12			0,03 to 0,55	0,10 to 3,00		
		M	M	13			0,03 to 0,55	0,20 to 7,00		

\* T-Land varies according to the IC (IC reference used: 12,7mm)  
 \*\* Cutting Conditions varies according to the Insert shape, IC and Nose Radius

ISO	Material	HB (brinell)	CVD Coating											
			← Wear Resistance						Toughness →					
			PH5115			PHG115			PH5125			PHG125		
			0.2	0.4	0.8	0.2	0.4	0.8	0.2	0.4	0.8	0.2	0.4	0.8
P	Unalloyed steel	125-170	250-350	180-270	170-220	250-350	180-270	170-220	200-295	170-240	150-215	200-295	170-240	150-215
	Low-alloy steel	180-350	190-250	170-230	140-180	190-250	170-230	140-180	170-230	140-210	120-190	170-230	140-210	120-190
	High-alloy steel	200-325	135-220	120-205	110-200	135-220	120-205	110-200	125-215	110-185	100-170	125-215	110-185	100-170
P	Material	HB (brinell)	CVD Coating						PVD Coating					
			← Wear Resistance						Toughness →					
			PH5740			PH7910			PH7920			PH7920		
			0.2	0.4	0.8	0.2	0.4	0.8	0.2	0.4	0.8	0.2	0.4	0.8
P	Unalloyed steel	125-170	135-230	120-210	115-200	140-245	130-225	115-220	130-230	120-220	110-210	130-230	120-220	110-210
	Low-alloy steel	180-350	125-205	105-185	95-185	130-230	125-225	125-215	125-220	115-210	100-200	125-220	115-210	100-200
	High-alloy steel	200-325	105-205	75-175	50-135	-	-	-	-	-	-	-	-	-

ISO	Material	HB (brinell)	CVD Coating									
			← Wear Resistance					Toughness →				
			PH5115			PH5125			PH5740			
			0.2	0.4	0.6	0.2	0.4	0.6	0.2	0.4	0.6	
M	SS - Ferritic/martensitic	200-330	125-260	100-220	80-200	110-230	70-175	50-135	85-180	65-160	45-135	
	SS - Austenitic	180-330	130-290	100-240	80-190	100-240	70-175	55-130	85-170	65-145	45-125	
	SS - Austenitic-ferritic (Duplex)	230-260	190-220	150-185	120-145	150-190	120-150	90-110	130-160	110-135	85-105	
M	Material	HB (brinell)	PVD Coating									
			← Wear Resistance				Toughness →					
			PH7910			PH7920						
			0.2	0.4	0.6	0.2	0.4	0.6				
M	SS - Ferritic/martensitic	200-330	128-230	120-220	115-215	133-235	130-225	120-220				
	SS - Austenitic	180-330	124-225	115-215	105-205	129-223	125-220	115-215				
	SS - Austenitic-ferritic (Duplex)	230-260	121-212	110-205	100-195	125-216	115-210	100-200				

ISO	Material	HB (brinell)	CVD Coating								
			← Wear Resistance						Toughness →		
			PH5705			PH5320			PH5740		
			0.2	0.4	0.6	0.2	0.4	0.6	0.2	0.4	0.6
K	Marble cast iron	130-230	160-360	140-280	120-235	150-330	130-240	110-220	110-230	100-215	100-190
	Grey cast iron	180-220	220-380	190-330	150-290	200-330	170-280	150-230	150-230	140-220	110-210
	Nodular cast iron	160-380	150-280	135-265	120-220	140-250	125-230	110-220	125-220	115-205	105-185

ISO	Material	HB (brinell)	Uncoated	
			PH0910	
			0.1	0.3
N	Aluminium alloys	60-130	375-2400	40-240
	Cooper and cooper alloys	90-110	375-630	35-65

ISO	Material	HB (brinell)	PVD Coating					
			← Wear Resistance			Toughness →		
			PH7910			PH7920		
			0.1	0.3	0.5	0.1	0.3	0.5
S	Heat resistant super alloys (Iron base)	200-280	75-130	62-127	55-115	70-120	55-115	50-110
	Heat resistant super alloys (Nickel base)	250-320	55-95	40-90	33-85	35-80	27-75	23-70
	Heat resistant super alloys (Cobalt base)	200-320	55-95	40-90	33-85	35-80	27-75	23-70
	Titanium alloys (400<or<1050[MPa])	-	80-172	70-162	65-155	65-152	50-145	45-135

ISO	Material workplace	Stability	Medium		Roughing		Medium roughing		Insert			HOLDERS
			Geometry	Grade	Geometry	Grade	Geometry	Grade	Type			Type
												Type
P	Unalloyed steel HB 110 DIN C15 C45	●	RP	PH5125	RP	PH5125	HZ	PH5125	Negative single side 	Conventional Nose Radius 	#NMM	D##N M##N M##N-K
		●	RP	PH5125	HY	PH5125	HZ	PH5125				
		⚠	RP	PH5125	HY	PH5740	HZ	PH5740				
	Low Alloyed Steel HB180 DIN 21NiCrM02 36CrNiMo4	●	RP	PH5125	RP	PH5125	HZ	PH5125	Negative single side 	Conventional Nose Radius 	#NMM	D##N M##N M##N-K
		●	RP	PH5125	HY	PH5125	HZ	PH5125				
		⚠	RP	PH5125	HY	PH5125	HZ	PH5125				
	High alloyed steel HB 200 DIN 34CrNiMo6 42CrMo4	●	RP	PH5125	RP	PH5125	HZ	PH5125	Negative single side 	Conventional Nose Radius 	#NMM	D##N M##N M##N-K
		●	RP	PH5125	HY	PH5125	HZ	PH5125				
		⚠	RP	PH5125	HZ	PH5740	HZ	PH5740				
	High alloyed steel HB 400 DIN X40CrMoV5 X45GrSi93	●	RP	PH5125	RP	PH5125	HZ	PH5125	Negative single side 	Conventional Nose Radius 	#NMM	D##N M##N M##N-K
		●	RP	PH5125	HY	PH5125	HZ	PH5125				
		⚠	RP	PH5125	HZ	PH5125	HZ	PH5125				
M	Ferritic/ martensitic stainless steel DIN X12CrMoS17 X6CrMo17	●	RP	PH5125	RP	PH5125	HY	PH5125	Negative single side 	Conventional Nose Radius 	#NMM	D##N M##N M##N-K
		●	RP	PH5125	HY	PH5125	HY	PH5125				
		⚠	RP	PH5125	HY	PH5740	HY	PH5740				
	Austenitic stainless steel DIN X5CrNi189 X5CrNiMo18	●	RP	PH5125	RP	PH5125	HS	PH5125	Negative single side 	Conventional Nose Radius 	#NMM	D##N M##N M##N-K
		●	RP	PH5125	RP	PH5125	HY	PH5125				
		⚠	RP	PH5125	HY	PH5740	HY	PH5740				
Duplex stainless steel DIN X2CrNiMoS119 X8CrNiMo27	●	RP	PH5125	RP	PH5125	HY	PH5125	Negative single side 	Conventional Nose Radius 	#NMM	D##N M##N M##N-K	
	●	RP	PH5125	RP	PH5125	HY	PH5740					
	⚠	RP	PH5125	HY	PH5740	HY	PH5740					
K	Grey cast iron HB 220 DIN GG15 GG25 GG35	●	HZ	PH5320	HZ	PH5320	HY	PH5125	Negative single side 	Conventional Nose Radius 	#NMM	D##N M##N M##N-K
		●	HZ	PH5320	HZ	PH5320	HY	PH5125				
		⚠	HZ	PH5740	HZ	PH5740	HY	PH5740				
	Nodular cast iron HB 180 DIN GGG40 GGG50 GGG70	●	HZ	PH5320	HZ	PH5320	HY	PH5125	Negative single side 	Conventional Nose Radius 	#NMM	D##N M##N M##N-K
		●	HZ	PH5740	HZ	PH5740	HY	PH5125				
		⚠	HZ	PH5740	HZ	PH5740	HY	PH5740				

● Stable cutting      ● General cutting      ⚠ Unstable cutting



# SELECTION GUIDE (GRADES AND CHIP-BREAKERS) FOR NEGATIVE INSERTS

Guia De Seleção (Graus E Quebra-Aparas) para pastilhas negativas | Guía De Selección (Calidades Y Rompevirutas) para plaquitas negativas

## SELECTION GUIDE FOR NEGATIVE INSERTS - DOUBLE SIDE ...NMG'S

ISO	Material workplace	Stability	Medium		Roughing		Medium roughing		Insert			HOLDERS
			Geometry	Grade	Geometry	Grade	Geometry	Grade	Type			Type
P	Unalloyed steel HB 110 DIN C15 C45 C60	●	MF	PH5115	LC	PH5115	MR PM	PH5115 PHG115	Negative double side	Conventional Nose Radius	#NMG	D##N M##N M##N-K P##N
		●	MF	PH5115	LC	PH5125	MR PM	PH5125 PHG125				
		●	MF	PH5125	LC	PH5125	MR	PH5740	0°	Wiper Nose Radius	CNMG WNMG	D##N 95° M##N 95° M##N-K 95° P##N 95°
		●	MW	PH5115	MW	PH5115	MW	PH5115				
		●	MW	PH5115	MW	PH5115	MW	PH5115	0°	Wiper Nose Radius	DNMG TNMG	D##N 93° M##N 93° M##N-K 93° P##N 93°
		●	MW	PH5125	MW	PH5125	MW	PH5740				
	Low alloyed Steel HB 180 DIN 21NiCrMo2 36CrNiMo4 34CrMo4	●	MF	PH7910	MR PM	PH5115 PHG115	HR	PH5115	Negative double side	Conventional Nose Radius	#NMG	D##N M##N M##N-K P##N
		●	MF	PH5115	MR PM	PH5125 PHG125	HR	PH5125				
		●	MF	PH5125	MR / PM	PH5740	HR	PH5740	0°	Wiper Nose Radius	CNMG WNMG	D##N 95° M##N 95° M##N-K 95° P##N 95°
		●	MW	PH5115	MW	PH5115	MW	PH5115				
		●	MW	PH5115	MW	PH5115	MW	PH5115	0°	Wiper Nose Radius	DNMG TNMG	D##N 93° M##N 93° M##N-K 93° P##N 93°
		●	MW	PH5125	MW	PH5125	MW	PH5740				
	High alloyed steel HB 200 DIN 34CrNiMo6 42CrMo4	●	MF	PH7910	MR / PM	PH5115 PHG115	HR	PH5115	Negative double side	Conventional Nose Radius	#NMG	D##N M##N M##N-K P##N
		●	MF	PH5115	MR / PM	PH5125 PHG125	HR	PH5125				
		●	MF	PH5125	MR / PM	PH5740	HR	PH5740	0°	Wiper Nose Radius	CNMG WNMG	D##N 95° M##N 95° M##N-K 95° P##N 95°
		●	MW	PH5115	MW	PH5115	MW	PH5115				
		●	MW	PH5115	MW	PH5115	MW	PH5115	0°	Wiper Nose Radius	DNMG TNMG	D##N 93° M##N 93° M##N-K 93° P##N 93°
		●	MW	PH5125	MW	PH5125	MW	PH5740				
	High alloyed steel HB 400 DIN X40CrMoV5 X45GrSi93	●	MF ST	PH7910 PH5705	MR PM	PH5115 PHG115	HR	PH5115	Negative double side	Conventional Nose Radius	#NMG	D##N M##N M##N-K P##N
		●	MF ST	PH5115 PH5320	MR PM	PH5115 PHG125	HR	PH5115				
		●	MF	PH5115	MR PM	PH5125 PHG125	HR	PH5125	0°	Wiper Nose Radius	CNMG WNMG	D##N 95° M##N 95° M##N-K 95° P##N 95°
		●	MW	PH5115	MW	PH5115	MW	PH5115				
		●	MW	PH5115	MW	PH5115	MW	PH5115	0°	Wiper Nose Radius	DNMG TNMG	D##N 93° M##N 93° M##N-K 93° P##N 93°
		●	MW	PH5125	MW	PH5125	MW	PH5125				
M	Ferritic/ martensitic stainless steel DIN X12CrMoS17 X6CrMo17	●	SF	PH7910	SS	PH7910	HR	PH5125	Negative double side	Conventional Nose Radius	#NMM	D##N M##N M##N-K
		●	SF	PH7910	SS	PH7910	HR	PH5125				
		●	SF	PH7920	SS	PH7920	HR	PH5740	0°	Wiper Nose Radius	CNMG WNMG	D##N 95° M##N 95° M##N-K 95° P##N 95°
		●	MW	PH5115	MW	PH5115	-	-				
		●	MW	PH5115	MW	PH5125	-	-	0°	Wiper Nose Radius	DNMG TNMG	D##N 93° M##N 93° M##N-K 93° P##N 93°
		●	MW	PH5125	MW	PH5740	-	-				

● Stable cutting      ● General cutting      ● Unstable cutting

## DOUBLE SIDE ...NMG'S

ISO	Material workplace	Stability	Medium		Roughing		Medium roughing		Insert			HOLDERS
			Geometry	Grade	Geometry	Grade	Geometry	Grade	Type			Type
M	Austenitic stainless steel	●	SF	PH7910	SS	PH7910	HR	PH5125	Negative double side	Conventional Nose Radius	#NMG	D##N M##N M##N-K P##N
		●	SF	PH7910	SS	PH7910	HR	PH5125				
		●	SF	PH7920	SS	PH7920	HR	PH5740	0°	Wiper Nose Radius	CNMG WNMG	D##N 95° M##N 95° M##N-K 95° P##N 95°
		●	MW	PH5115	MW	PH5115	-	-				
		●	MW	PH5115	MW	PH5125	-	-	0°	Wiper Nose Radius	DNMG TNMG	D##N 93° M##N 93° M##N-K 93° P##N 93°
		●	MW	PH5125	MW	PH5740	-	-				
	Duplex stainless steel DIN X2CrNi189 X5CrNiMo18 X15CrNiSi20	●	SF	PH7910	SS	PH7910	HR	PH5125	Negative double side	Conventional Nose Radius	#NMG	D##N M##N M##N-K P##N
		●	SF	PH7920	SS	PH7920	HR	PH5125				
		●	SF	PH7920	SS HR	PH5740	HR	PH5740	0°	Wiper Nose Radius	CNMG WNMG	D##N 95° M##N 95° M##N-K 95° P##N 95°
		●	MW	PH5115	-	-	-	-				
		●	-	-	-	-	-	-	0°	Wiper Nose Radius	DNMG TNMG	D##N 93° M##N 93° M##N-K 93° P##N 93°
		●	-	-	-	-	-	-				
K	Grey cast iron HB 220 DIN GG15 GG25 GG35	●	Flat	PH5705	Flat	PH5320	HR	PH5705	Negative double side	Conventional Nose Radius	#NMG	D##N M##N M##N-K P##N
		●	ST	PH5320	ST	PH5705	HR	PH5705				
		●	ST	PH5320	ST	PH5320	HR	PH5320	0°	Wiper Nose Radius	CNMG WNMG	D##N 95° M##N 95° M##N-K 95° P##N 95°
		●	MW	PH5320	MW	PH5320	-	-				
		●	MW	PH5320	MW	PH5320	-	-	0°	Wiper Nose Radius	DNMG TNMG	D##N 93° M##N 93° M##N-K 93° P##N 93°
		●	MW	PH5320	MW	PH5320	-	-				
	Nodular cast iron HB 180 DIN GGG40 GGG50 GGG70	●	Flat	PH5705	ST	PH5705	HR	PH5705	Negative double side	Conventional Nose Radius	#NMG	D##N M##N M##N-K P##N
		●	ST	PH5320	ST	PH5320	HR	PH5320				
		●	ST	PH5320	ST	PH5320	HR	PH5320	0°	Wiper Nose Radius	CNMG WNMG	D##N 95° M##N 95° M##N-K 95° P##N 95°
		●	MW	PH5320	MW	PH5320	-	-				
		●	MW	PH5320	MW	PH5320	-	-	0°	Wiper Nose Radius	DNMG TNMG	D##N 93° M##N 93° M##N-K 93° P##N 93°
		●	MW	PH5320	MW	PH5320	-	-				
S	Titanium Alloys DIN TiAl5Sn2.5 TiAl6V4 TiAl6V4ELI	●	SF	PH7920	MS	PH7920	SS	PH7920	Negative double side	Conventional Nose Radius	#NMG	D##N M##N M##N-K P##N
		●	SF	PH7920	MS	PH7920	SS	PH7920				
		●	SF	PH7920	MS	PH7920	SS	PH7920	0°	Wiper Nose Radius		

● Stable cutting      ● General cutting      ● Unstable cutting

## SELECTION GUIDE (GRADES AND CHIP-BREAKERS) FOR NEGATIVE INSERTS

Guia De Seleção (Graus E Quebra-Aparas) para pastilhas negativas | Guía De Selección (Calidades Y Rompevirutas) para plaquitas negativas

### DOUBLE SIDE ...NMG'S

ISO	Material Workplace	Stability	Medium		Roughing		Medium roughing		Insert			Holders							
			Geometry	Grade	Geometry	Grade	Geometry	Grade	Type										
S	Super Alloys DIN NiCr19Co11MoTi NiFe35Cr14MoTi CoCr20W15Ni		SF	PH7920	MS	PH7920	SS	PH7920	Negative double side 	Conventional Nose Radius 	#NMG	D##N M##N M##N-K P##N							
														SF	PH7920	MS SS	PH7920	SS	PH7920
N	Super Alloys DIN NiCr19Co11MoTi NiFe35Cr14MoTi CoCr20W15Ni		MS	PH0910	MS	PH0910	-	-	Negative double side 	Conventional Nose Radius 	#NMG	D##N M##N M##N-K P##N							
														MS	PH0910	MS	PH0910	-	-

Stable cutting      General cutting      Unstable cutting

## SELECTION GUIDE (GRADES AND CHIP-BREAKERS) FOR POSITIVE INSERTS

Guia De Seleção (Graus E Quebra-Aparas) para pastilhas positivas | Guía De Selección (Calidades Y Rompevirutas) para plaquitas positivas

### SINGLE SIDE...CMT'S, BMT'S, CGT'S, RCMX'S, RCMT'S

ISO	Material Workplace	Stability	Medium		Roughing		Medium roughing		Insert			Holders
			Geometry	Grade	Geometry	Grade	Geometry	Grade	Type			
P	Unalloyed steel HB 110 DIN C15 C45 C60		FP	PH5115	MP	PH5115	MP	PH5115	Positive single side 	Conventional nose radius 	#CMT #BMT	S##C S##B
			FP	PH5125	MP	PH5125	MP	PH5125				
										FW	PH5115	MW
			FW	PH5115	MW	PH5115	-	-				
										FW	PH5115	MW
	Low alloyed Steel HB 180 DIN 21NiCrMo2 36CrNiMo4 34CrMo4		FP	PH5115	MP	PH5115	MP	PH5115				
										FP	PH5115	MP
			FP	PH5125	MP	PH5125	MP	PH5125				
										FW	PH5115	MW
			FW	PH5115	MW	PH5115	-	-				
										FW	PH5115	MW
	High alloyed Steel HB 200 DIN 34CrNiMo6 42CrMo4		FP	PH5115	MP	PH5115	MP	PH5115				
										FP	PH5115	MP
			FP	PH5125	MP	PH5125	MP	PH5125				
										FW	PH5115	MW
			FW	PH5115	MW	PH5115	-	-				
										FW	PH5115	MW
High alloyed Steel HB 400 DIN X40CrMoV5 X45GrSi93		FP	FK	PH5115 PH5705	MP MK	PH5115 PH5320	MP	PH5115				
										FP	FK	PH5115 PH5320
		FP	PH5115	MP	PH5125	MP	PH5125					
									FW	PH5115	MW	PH5115
		FW	PH5115	MW	PH5115	-	-					
									FW	PH5115	MW	PH5115
M	Duplex stainless steel DIN X2CrNiMoSi19 X8CrNiMo27 X2CrNiMoN22		FM	PH7910	LM MM	PH7910	MM					
									FM	LM	PH7910	MM
			FM	LM	PH7920	MM	PH7920					
								FW	PH7920	MW	PH5115	-
			FW	PH7920	MW	PH5125	-					
								-	-	-	-	-
Austenitic stainless steel DIN X2CrNiMoSi19 X8CrNiMo27 X2CrNiMoN22			FM	LM	PH7910	LM MM	PH7910					
								FM	LM	PH7920	MM	PH7920
			FM	LM	PH5125	MM	PH5115					
	MW							PH7920	MW	PH7920	-	-
			MW	PH5115	MW	PH5115	-					
	MW							PH5115	MW	PH5115	-	-

# SELECTION GUIDE (GRADES AND CHIP-BREAKERS) FOR POSITIVE INSERTS

Guia De Seleção (Graus E Quebra-Aparas) para pastilhas positivas | Guía De Selección (Calidades Y Rompevirutas) para plaquitas positivas

SINGLE SIDE ...CMT'S, BMT'S, CGT'S, RCMX'S, RCMT'S

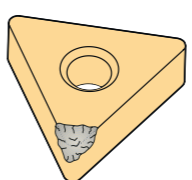
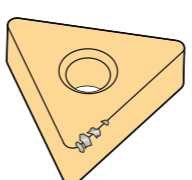
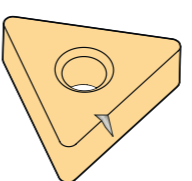
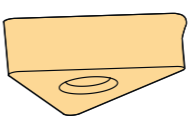
ISO	Material Workplace	Stability	Medium		Roughing		Medium roughing		Insert			HOLDERS	
			Geometry	Grade	Geometry	Grade	Geometry	Grade	Type	Type	Type		
M	Duplex stainless steel DIN X2CrNiMoS119 X8CrNiMo27 X2CrNiMoN22	●	FM	PH7910	LM	PH7910	MM	PH5115	Positive single side	Conventional nose radius	#CMT #BMT	S##C S##B	
			FM	PH7910	MM	PH7910	MM	PH5115					
			FM	PH5125	MM	PH5115	MM	PH5115					
		⚙	-	-	-	-	-	-	-	Positive single side	Wiper nose radius	CCMT	S##C 95°
			-	-	-	-	-	-	-	Positive single side	Wiper nose radius	DCMT TCMT	S##C 93°
			-	-	-	-	-	-	-	Positive single side	Wiper nose radius	DCMT TCMT	S##C 93°
K	Grey cast iron HB 220 DIN GG15 GG25 GG35	●	FK	PH5705	MK	PH5705	MK	PH5705	Positive single side	Conventional nose radius	#CMT #BMT	S##C S##B	
			FK	PH5705	MK	PH5705	MK	PH5320					
			MK	PH5320	MK	PH5320	MK	PH5320					
		⚙	FW	PH5705	MW	PH5320	-	-	Positive single side	Wiper nose radius	CCMT	S##C 95°	
			FW	PH5705	MW	PH5320	-	-					
			MW	PH5320	MW	PH5320	-	-					
	Nodular Cast Iron HB 220 DIN GG15 GG25 GG35	●	FK	PH5705	MK	PH5320	MK	PH5320	Positive single side	Conventional nose radius	#CMT #BMT	S##C S##B	
			FK	PH5705	MK	PH5320	MK	PH5320					
			MK	PH5320	MK	PH5320	MK	PH5320					
		⚙	FW	PH5705	MW	PH5320	-	-	Positive single side	Wiper nose radius	CCMT	S##C 95°	
			FW	PH5705	MW	PH5320	-	-					
			MW	PH5320	MW	PH5320	-	-					
S	Titanium Alloys DIN TiAl5Sn2.5 TiAl6V4 TiAl6V4ELI	●	FS	PH7910	FM	PH7910	MM	PH7920	Positive single side	Conventional nose radius	#CMT #BMT	S##C S##B	
			FM	PH7920	MM	PH7920	MM	PH7920					
			MM	PH7920	MM	PH7920	MM	PH7920					
	⚙	FW	PH7920	FW	PH7920	-	-	Positive single side	Wiper nose radius	CCMT	S##C 95°		
		FW	PH7920	MW	PH7920	-	-						
		MW	PH7920	MW	PH7920	-	-						
	Super alloys DIN NiCr19Co11MoTi NiFe35Cr14MoTi CoCr20W15Ni	●	FS	PH7910	FM	PH7910	MM	PH7920	Positive single side	Conventional nose radius	#CMT #BMT	S##C S##B	
			FM	PH7920	FM	PH7920	FM	PH7920					
			MM	PH7920	MM	PH7920	MM	PH7920					
⚙		FW	PH7920	FW	PH7920	-	-	Positive single side	Wiper nose radius	CCMT	S##C 95°		
		FW	PH7920	MW	PH7920	-	-						
		MW	PH7920	MW	PH7920	-	-						
N	Austenitic stainless steel	●	LN	PH0910	LN	PH0910	-	-	Positive single side	Conventional nose radius	#CMT #BMT	S##C S##B	
			LN	PH0910	LN	PH0910	-	-					
			LN	PH0910	LN	PH0910	-	-					

● Stable cutting      ⚙ General cutting      ⚙ Unstable cutting

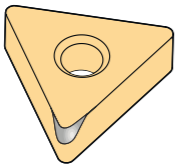
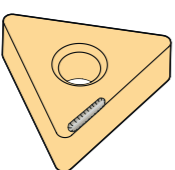
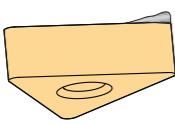
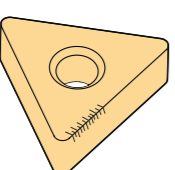
# TROUBLESHOOTING

Solução De Problemas | Solución De Problemas

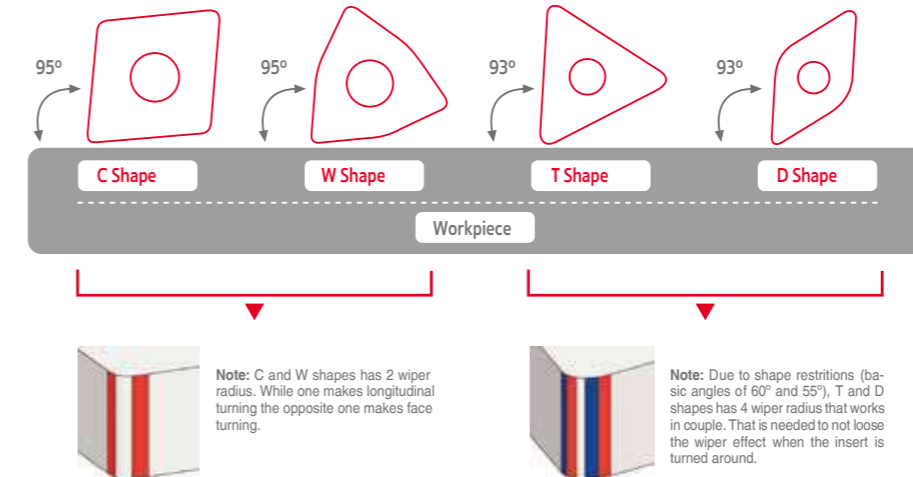
TOOL LIFE PROBLEMS | PROBLEMAS NA VIDA ÚTIL DA FERRAMENTA | PROBLEMAS CON LA VIDA ÚTIL DE LA HERRAMIENTA

Problem / Problema	Possible Solution / Solução / Solución
<ul style="list-style-type: none"> <li>Breakage or too short tool life</li> <li>Rotura ou vida útil muito curta</li> <li>Rotura o vida de la herramienta demasiado corto</li> </ul>	<ul style="list-style-type: none"> <li>Step 1. Reduce the cutting conditions (first feed rate, then cutting depth).</li> <li>Step 2. Look at the wear pattern on the insert and use the table below as a guideline for improvement.</li> <li>Passo 1. Reduza as condições de corte (primeiro o avanço / rotação depois a profundidade de corte).</li> <li>Passo 2. Verifique o desgaste da pastilha e use as recomendações abaixo para otimizar a operação.</li> <li>Paso 1. Reducir las condiciones de corte (primero el avance, después la profundidad de corte).</li> <li>Paso 2. Comprobar el patrón de desgaste en la plaquita y usar la siguiente tabla como guía para la mejora.</li> </ul>
<ul style="list-style-type: none"> <li>Insert fracture</li> <li>Fratura da Pastilha</li> <li>Fractura de la Plaquita</li> </ul> 	<ul style="list-style-type: none"> <li>Reduce the feed rate (Fn).</li> <li>Reduza o avanço/rotação (Fn).</li> <li>Reducir el avance (Fn).</li> <li>Reduce the depth of cut (Ap).</li> <li>Reduza a profundidade de corte (Ap).</li> <li>Reducir la profundidad de corte (Ap).</li> <li>Select a tougher grade (ex: P10 -&gt; ... -&gt; P40).</li> <li>Selecione uma classe mais tenaz (ex: P10 -&gt; ... -&gt; P40).</li> <li>Selecione una calidad más tenaz (ex: P10 -&gt; ... -&gt; P40).</li> <li>Use a more rigid toolholder.</li> <li>Use um suporte mais rígido.</li> <li>Utilice un portaherramientas más rígido.</li> <li>Increase nose radius (Re).</li> <li>Aumente o raio de canto (Re).</li> <li>Aumente el radio de punta (Re).</li> <li>Select a stronger chipbreaker.</li> <li>Selecione um quebra-aparas mais resistente.</li> <li>Selecione un rompevirutas más resistente.</li> <li>Reduce the toolholder length.</li> <li>Reduza o comprimento do suporte.</li> <li>Reducir la longitud del portaherramientas.</li> <li>Select larger shank size.</li> <li>Escolha uma largura de haste superior.</li> <li>Elija un ancho de vara superior.</li> </ul>
<ul style="list-style-type: none"> <li>Edge chipping</li> <li>Fragmentação da aresta</li> <li>Fragmentación de la arista</li> </ul> 	<ul style="list-style-type: none"> <li>Increase the cutting speed (Vc).</li> <li>Aumente a velocidade de corte (Vc).</li> <li>Aumentar la velocidad de corte (Vc).</li> <li>Reduce the feed rate (Fn).</li> <li>Reduza o avanço/rotação (Fn).</li> <li>Reducir el avance (Fn).</li> <li>Select a stronger chipbreaker.</li> <li>Selecione um quebra-aparas mais resistente.</li> <li>Selecione un rompevirutas más robusto.</li> <li>Select a tougher grade (ex: P10 -&gt; ... -&gt; P40).</li> <li>Selecione uma classe mais tenaz (ex: P10 -&gt; ... -&gt; P40).</li> <li>Selecione una calidad más tenaz (ex: P10 -&gt; ... -&gt; P40).</li> <li>Reduce the rake angle.</li> <li>Diminua o ângulo de ataque.</li> <li>Reducir el ángulo de ataque.</li> <li>Increase honing edges.</li> <li>Aumente arestas boleadas.</li> <li>Aumentar aristas redondeadas.</li> <li>Reduce the toolholder length.</li> <li>Reduza o comprimento do suporte.</li> <li>Reducir la longitud del portaherramientas.</li> <li>Select larger shank size.</li> <li>Escolha uma largura de haste superior.</li> <li>Elija un ancho de vara superior.</li> </ul>
<ul style="list-style-type: none"> <li>Notch wear</li> <li>Desgaste de entalhe</li> <li>Mellado</li> </ul> 	<ul style="list-style-type: none"> <li>Reduce the cutting speed (Vc).</li> <li>Reduza a velocidade de corte (Vc).</li> <li>Reducir la velocidad de corte (Vc).</li> <li>Reduce the feed rate (Fn).</li> <li>Reduza o avanço/rotação (Fn).</li> <li>Reducir el avance (Fn).</li> <li>Select a tool with a smaller setting angle (Kr°).</li> <li>Selecione uma ferramenta com um ângulo de posição menor (Kr°).</li> <li>Selecione una herramienta con un ángulo de posición menor (Kr°).</li> <li>Select a more wear-resistant grade (ex: P40 -&gt; ... -&gt; P10).</li> <li>Selecione uma classe mais resistente ao desgaste (ex: P40 -&gt; ... -&gt; P10).</li> <li>Selecione una calidad más resistente al desgaste (ex: P40 -&gt; ... -&gt; P10).</li> </ul>
<ul style="list-style-type: none"> <li>Plastic deformation</li> <li>Deformação plástica</li> <li>Deformación plástica</li> </ul> 	<ul style="list-style-type: none"> <li>Reduce the cutting speed (Vc).</li> <li>Reduza a velocidade de corte (Vc).</li> <li>Reducir la velocidad de corte (Vc).</li> <li>Reduce the feed rate (Fn).</li> <li>Reduza o avanço/rotação (Fn).</li> <li>Reducir el avance (Fn).</li> <li>Select a more wear-resistant grade (ex: P40 -&gt; ... -&gt; P10).</li> <li>Selecione uma classe mais resistente ao desgaste (ex: P40 -&gt; ... -&gt; P10).</li> <li>Selecione una calidad más resistente al desgaste (ex: P40 -&gt; ... -&gt; P10).</li> <li>Use more coolant and correct it volume/accuracy.</li> <li>Utilize refrigeração em abundância e corrija o seu volume/precisão.</li> <li>Usar abundante caudal de refrigerante y corregir el volumen / precisión.</li> <li>Choose grade with better heat conductivity.</li> <li>Escolha um grau com melhor condutividade térmica.</li> <li>Elija un grado con una mejor conductividad térmica.</li> <li>Increase the rake angle.</li> <li>Aumente o ângulo de ataque.</li> <li>Aumente el ángulo de ataque.</li> <li>Increase nose radius (Re).</li> <li>Aumente o raio de canto (Re).</li> <li>Aumente el radio de punta (Re).</li> <li>Increase relief angle.</li> <li>Aumente o ângulo de alívio superior.</li> <li>Aumente el ángulo de alivio superior.</li> </ul>

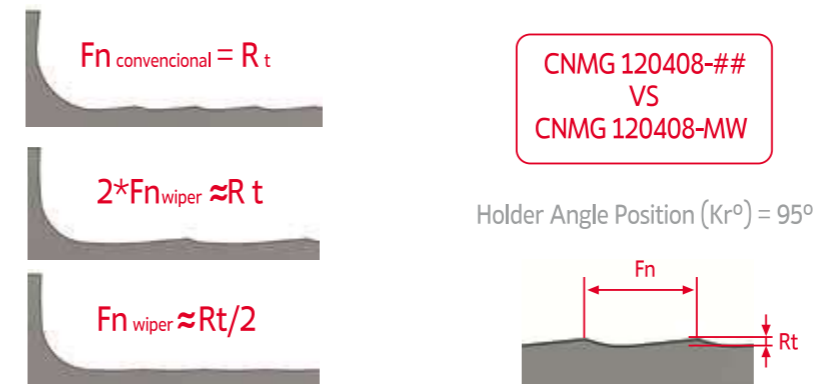


Problem   Problema	Possible Solution   Solução   Solución	
<ul style="list-style-type: none"> <li>• Flank wear</li> <li>• Desgaste do flanco</li> <li>• Desgaste de la superficie</li> </ul> 	<ul style="list-style-type: none"> <li>• Reduce the cutting speed (Vc).</li> <li>• Reduza a velocidade de corte (Vc).</li> <li>• Reducir la velocidad de corte (Vc).</li> <li>• Select a more wear-resistant grade (ex: P40 -&gt; ... -&gt; P10).</li> <li>• Selecione uma classe mais resistente ao desgaste (ex: P40 -&gt; ... -&gt; P10).</li> <li>• Seleccionar una calidad más resistente al desgaste (ex: P40 -&gt; ... -&gt; P10).</li> <li>• Select a toolholder or chipbreaker which allow a bigger relief angle.</li> <li>• Selecione um suporte ou quebra-apanas que permita um ângulo de alívio superior.</li> <li>• Seleccion un portaherramientas o rompevirutas que permitan un ángulo de alívio superior.</li> </ul>	<ul style="list-style-type: none"> <li>• Increase the rake angle.</li> <li>• Aumente o ângulo de ataque.</li> <li>• Aumente el ángulo de ataque.</li> <li>• Increase nose radius (Re).</li> <li>• Aumente o raio de canto (Re).</li> <li>• Aumente el radio de punta (Re).</li> <li>• Reduce honing edges.</li> <li>• Reduza arestas boleadas.</li> <li>• Reducir aristas redondeadas.</li> </ul>
<ul style="list-style-type: none"> <li>• Crater wear</li> <li>• Craterização</li> <li>• Craterización</li> </ul> 	<ul style="list-style-type: none"> <li>• Reduce the cutting speed (Vc).</li> <li>• Reduza a velocidade de corte (Vc).</li> <li>• Reducir la velocidad de corte (Vc).</li> <li>• Reduce the feed rate (Fn).</li> <li>• Reduza o avanço/rotação (Fn).</li> <li>• Reducir el avance (Fn).</li> <li>• Select a more wear-resistant grade (ex: P40 -&gt; ... -&gt; P10).</li> <li>• Selecione uma classe mais resistente ao desgaste (ex: P40 -&gt; ... -&gt; P10).</li> <li>• Seleccionar una calidad más resistente al desgaste (ex: P40 -&gt; ... -&gt; P10).</li> </ul>	<ul style="list-style-type: none"> <li>• Use coolant.</li> <li>• Utilize refrigeração.</li> <li>• Usar refrigerante.</li> <li>• Increase the rake angle.</li> <li>• Aumente o ângulo de ataque.</li> <li>• Aumente el ángulo de ataque.</li> <li>• Increase nose radius (Re).</li> <li>• Aumente o raio de canto (Re).</li> <li>• Aumente el radio de punta (Re).</li> </ul>
<ul style="list-style-type: none"> <li>• Built-up edge</li> <li>• Aresta postiça</li> <li>• Recrecimiento del filo</li> </ul> 	<ul style="list-style-type: none"> <li>• Increase the cutting speed (Vc).</li> <li>• Aumente a velocidade de corte (Vc).</li> <li>• Aumentar la velocidad de corte (Vc).</li> <li>• Reduce the feed rate (Fn).</li> <li>• Reduza o avanço/rotação (Fn).</li> <li>• Reducir el avance (Fn).</li> <li>• Use water-insoluble coolant fluid.</li> <li>• Utilize fluido refrigerante insolúvel em água.</li> <li>• Utilice fluido refrigerante insoluble en agua.</li> <li>• Select a more easy-cutting chipbreaker.</li> <li>• Selecione um quebra-apanas mais positivo.</li> <li>• Seleccionar un rompevirutas de corte más suave.</li> </ul>	<ul style="list-style-type: none"> <li>• Increase the rake angle.</li> <li>• Aumente o ângulo de ataque.</li> <li>• Aumente el ángulo de ataque.</li> <li>• Reduce honing edges.</li> <li>• Reduza arestas boleadas.</li> <li>• Reducir aristas redondeadas.</li> <li>• Select grade with low tendency to adhesion.</li> <li>• Selecione um grau com baixa tendência a aderência.</li> <li>• Seleccionar un grado con baja tendencia a la adhesión.</li> </ul>
<ul style="list-style-type: none"> <li>• Thermal cracks</li> <li>• Trincas térmicas</li> <li>• Grietas en el filo</li> </ul> 	<ul style="list-style-type: none"> <li>• Reduce the cutting speed (Vc).</li> <li>• Reduza a velocidade de corte (Vc).</li> <li>• Reducir la velocidad de corte (Vc).</li> <li>• Increase the feed rate (Fn).</li> <li>• Aumente o avanço/rotação (Fn).</li> <li>• Aumentar el avance (Fn).</li> <li>• Use more coolant and correct it volume/accuracy.</li> <li>• Utilize refrigeração em abundância e corrija o seu volume/precisão.</li> <li>• Usar abundante caudal de refrigerante y corregir el volumen / precisión.</li> </ul>	<ul style="list-style-type: none"> <li>• Reduce honing edges.</li> <li>• Reduza arestas boleadas.</li> <li>• Reducir aristas redondeadas.</li> <li>• Select a tougher grade (ex: P10 -&gt; ... -&gt; P40).</li> <li>• Selecione uma classe mais tenaz (ex: P10 -&gt; ... -&gt; P40).</li> <li>• Seleccionar una calidad más tenaz (ex: P10 -&gt; ... -&gt; P40).</li> <li>• Increase the rake angle.</li> <li>• Aumente o ângulo de ataque.</li> <li>• Aumente el ángulo de ataque.</li> </ul>

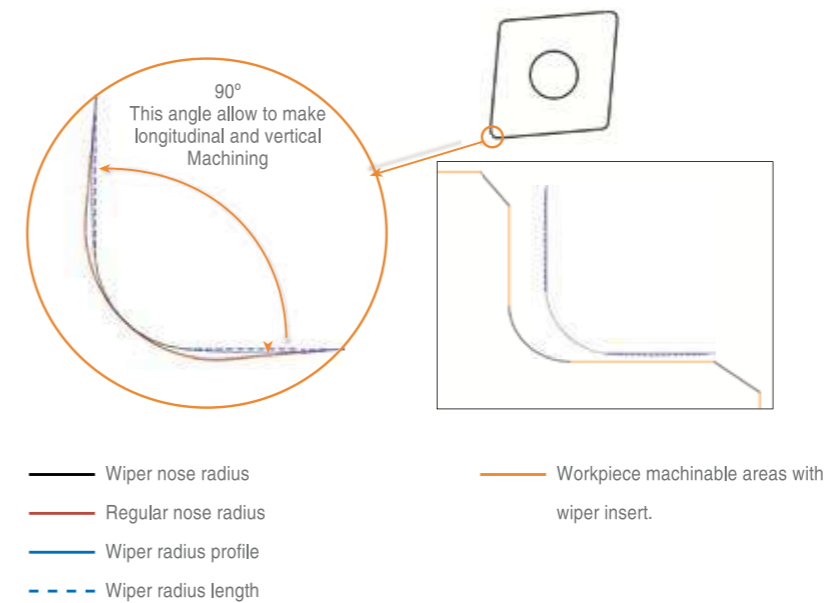
THE ANGLE POSITION (KR°)



THE WIPER PURPOSE IS BASED ON PRODUCTIVITY:



EXAMPLE CNMG 120404-MW WITH ANGLE POSITION OF 95°



**Note:** wiper radius length must be parallel to machinable workpiece areas.